



Intelligent Enterprise Data Warehouse and Simplified BI Tool for Azure

*Built for SAP S/4 HANA and SAP Business
Suite on HANA*



Gold Cloud Platform



Agenda

All about our intelligent BI Suite.

1. KochaSoft Overview
2. Why we Built our Intelligent BI Analytics Suite
3. Solution Architecture
4. Solution Details
5. Contact Us

Our team

Meet the KochaSoft Azure experts who are responsible for this solution.



Laurence Spolidoro
Director of IT Operations



<https://bit.ly/2X8KhmS>



laurence.spolidoro@kochasoft.com



Haran Vinayagalingam
Partner Manager



<https://bit.ly/2BKhd3U>



haran.vinayagalingam@kochasoft.com



Sharad Devganiya
Analytics Architect



<https://bit.ly/2P5R8sP>



sharad.devganiya@kochasoft.com

Who we are

KochaSoft is the world's premier provider of cloud migration solutions. We help companies migrate from their legacy, on-premise data storage solutions to the cloud. Our nimble approach, technical expertise and customer-centric attitude are what set us apart.



Founded: by Platinum SAP Consultants



Recognized: as a Microsoft gold partner



Present: in USA, Canada, Chile, Middle East, India and Sri Lanka



Partner: With Microsoft and SAP



Services: SAP AMS & Basis, SAP migration to Azure

Why We Built

Our Intelligent EDW and Simplified BI Analytics Suite



Recognition

We strongly urge our customers to fully leverage their investments to get the most value out of our Intelligent EDW Platform and deploy nimble and capable BI Solutions



Value

Our Intelligent EDW provides a simplified and easy process to implement scalable and sustainable Data Warehousing solutions is extremely cost effective.



Capability

Simplified Data Governance, Streamlined Data harmonization and Robust EDW capability that leverages power of HANA and Azure

Advantages

Our Intelligent EDW and Simplified BI Analytics Suite



Speed to Design & Develop

A With prebuild data-marts built for S/4HANA, the amount of time it takes to enhance these data-marts with additional data sources and additional fields is roughly

50-70% faster

that a traditional EDW Implementation times.



Speed to Market

Based on our experience in managing and in delivering Intelligent EDW and Power BI based Implementations, on an average we have seen

50% faster delivery model

than a comparative sized EDW deployment.



Speed to Deploy

With tightly coupled integration with MS Visual Studio and GIT, the change management and promotion management and managing changes across landscapes – DEV, QA, PRE-PROD & PROD are around

20-25% faster

than say, SAP BW using more complex CTS+, Charm etc



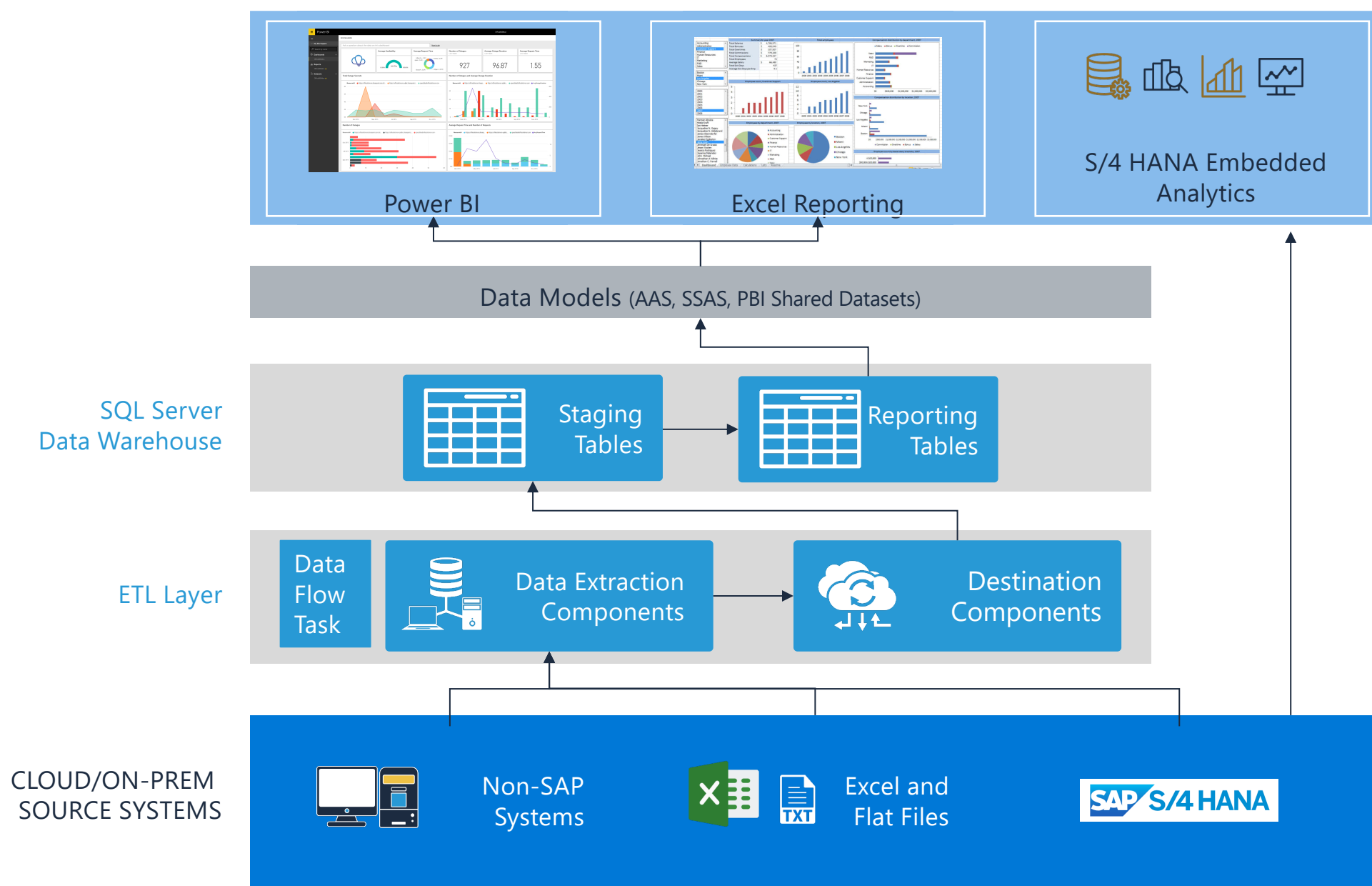
Optimum Costs

With readily available MS SSIS, SQL and Power BI resources in the marketplace and their more affordable rates and extremely cheap software licensing and attractive Azure costs, our implementations costs have been

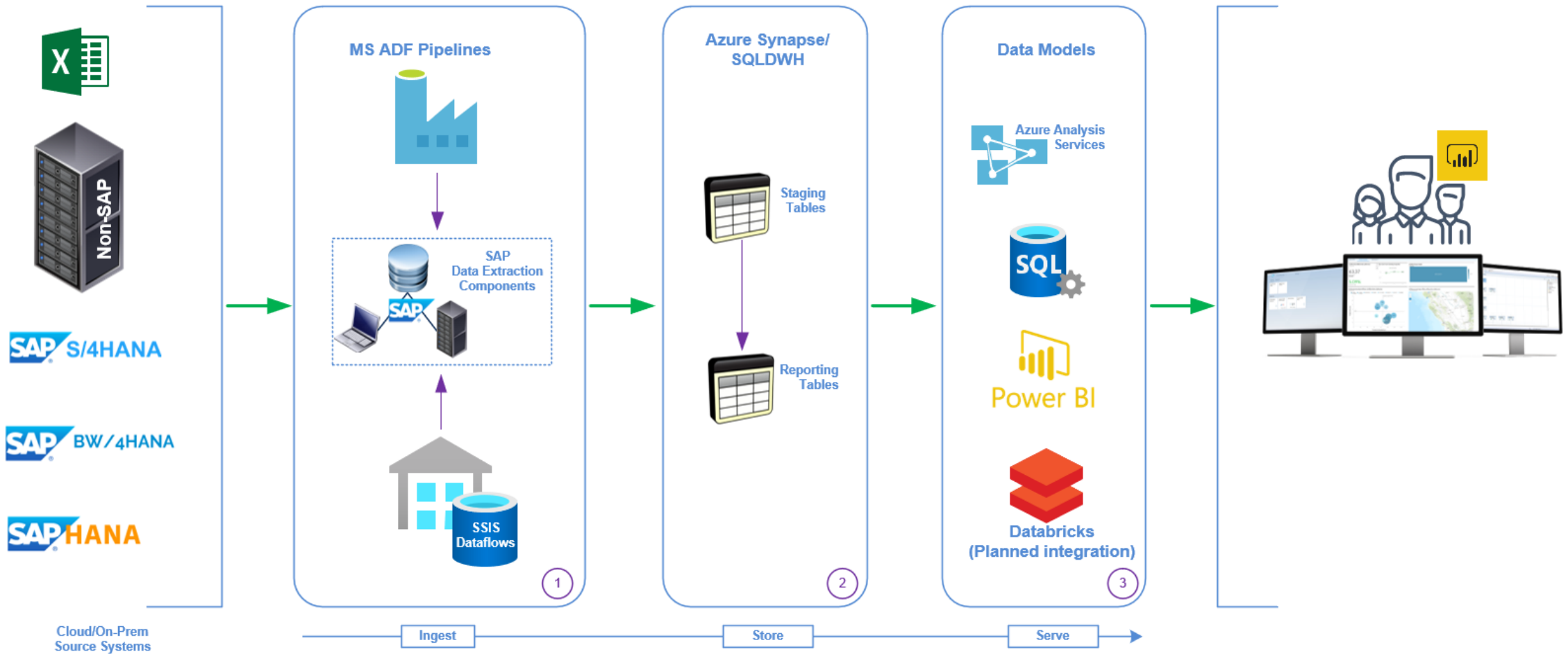
50-70% more affordable

than similar sized EDW implementations to our customers.

Solution Architecture



Data Movement



Solution Details

Five pre-built data marts for S/4HANA and SAP business suite on HANA for Power BI reporting.

Out-of-the box capability to expose over 2000 attributes and measures for self-service and reporting.



Finance



Sales



Logistics



HR



Master Data

S/4 HANA Embedded Analytics

- Activation of all the content
- Up to 20 user group security
- Training power users

Intelligent Enterprise Data Warehouse

- Up to 2000 attributes and Measures
- Integrate non-SAP applications
- Training power users
- Flexible reporting tool

Tech Stack

- Data Layer
- Extraction, Load & Transformation Layer - [SAP Certified](#)
- Presentation Layer
- SAP S/4 HANA, SAP Business Suite on HANA + Legacy and Non-SAP Data, Flat files, Excel etc.
- Pre-Built Data Extraction Tools
- SAP HANA, MS SQL 16 In-Memory or MS SQL Server 16
- Microsoft Power BI + MS Excel
- SAP Security and Support
- S/4 HANA Embedded Analytics

Azure vs Packaged EDW

Typical cost when comparing packaged application EDW's to an Azure based EDW

Packaged Application EDW	Azure Based EDW
Initial Cost \$500,000 EDW License \$1,000,000 Implementation Cost Total cost: \$1,500,000	Initial Cost \$60,000 Integration Tool License \$500,000 Implementation Cost Total cost: \$560,000
Annual Running Cost \$85,000 License Maintenance \$20,000 VM Cost \$2,000 Storage Cost Total cost: \$107,000	Annual Running Cost \$6,000 Integration Tool License \$40,000 Query Processing Cost \$5,000 ETL Pipeline cost \$2,000 Storage Cost Total cost: \$53,000

Is Azure EDW for your business?

If your business aligns with the following, then Azure's EDW is meant for you

1. Single SAP system with more than 70% reporting data?
2. Multiple SAP systems with existing SQL based DWH?
3. In house MS SQL skillset?
4. SAP Systems hosted on Azure?



Azure EDW is meant for your business

Solution and Next Steps



Demo

We work closely with your IT and business team going over product features, functions and capabilities



Setup

Set up the tool for test run on customer environment
free of cost



Analysis

2-3 weeks **free** assessment of your EDW and BI needs



SOW

As per customer needs and requirements, we will create a Statement Of Work



Kickoff

Based on project timelines, scope, budget and deliverables & develop Training Plans

Solution

The following slides are examples of...

S/4 HANA based profitability analysis

Stock Outlook Dashboards

- ✓ *Enhanced Embedded Analytics*
- ✓ *Machine Learning Models*





Profitability Analysis

Country

All

Date

2019 2020

Net Revenue

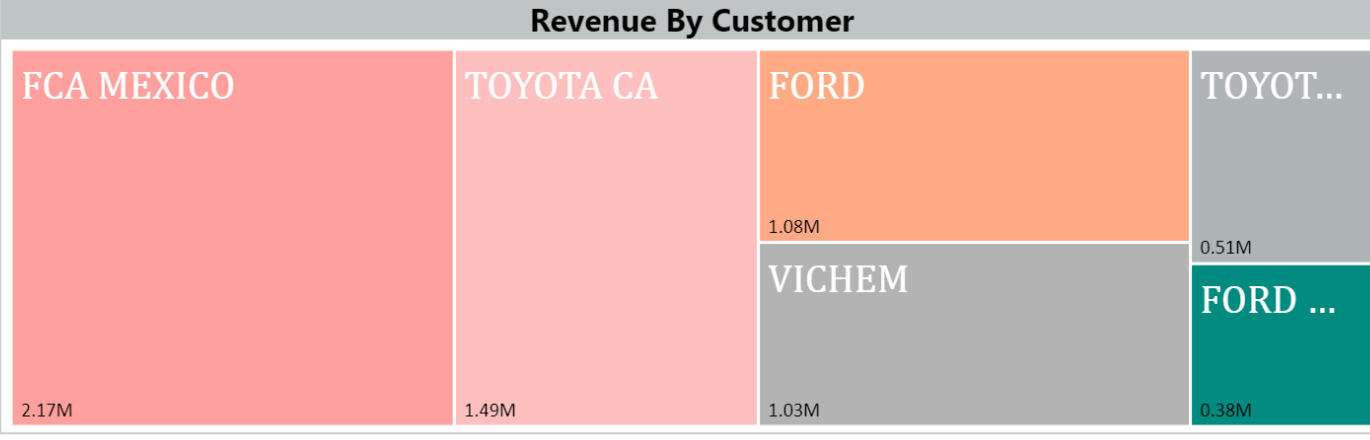
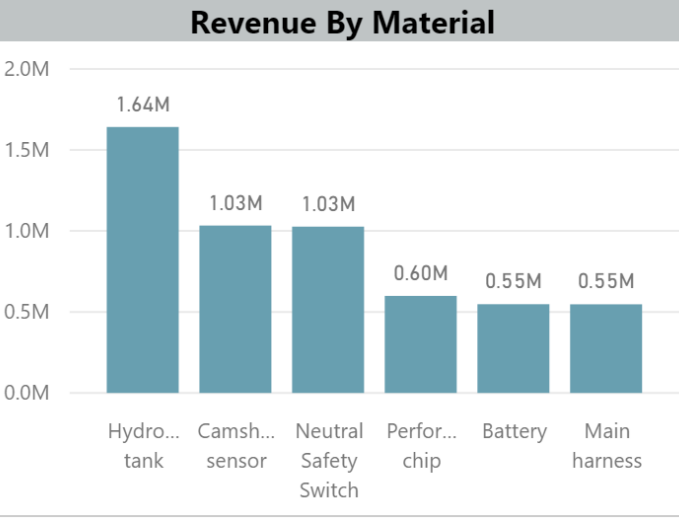
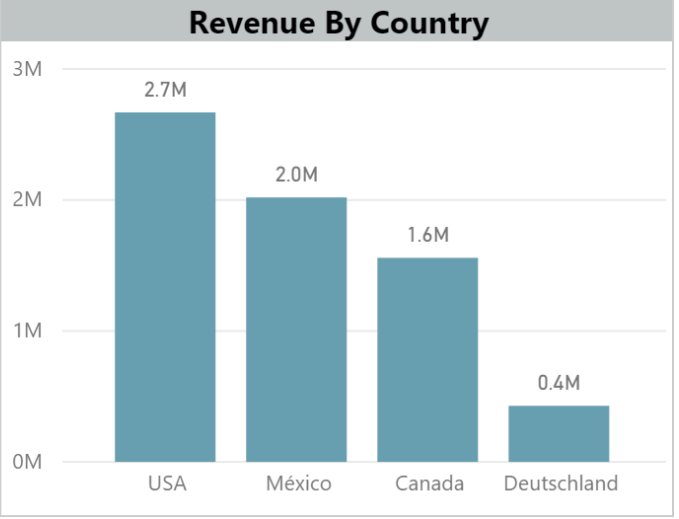
6.18M

Net Sales

6.38M

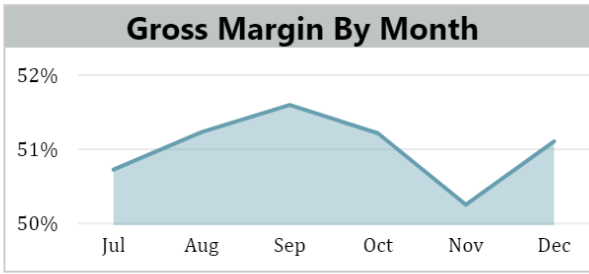
Sales Comm

199.72K



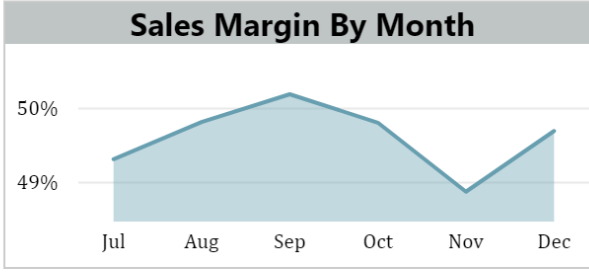
Gross Margin

51.02%



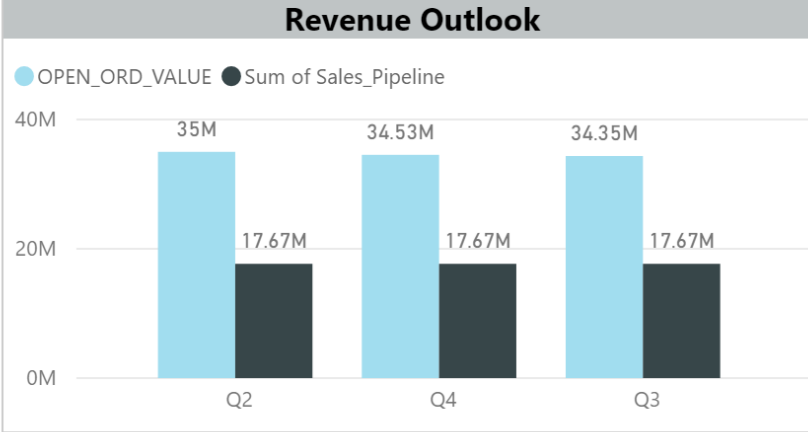
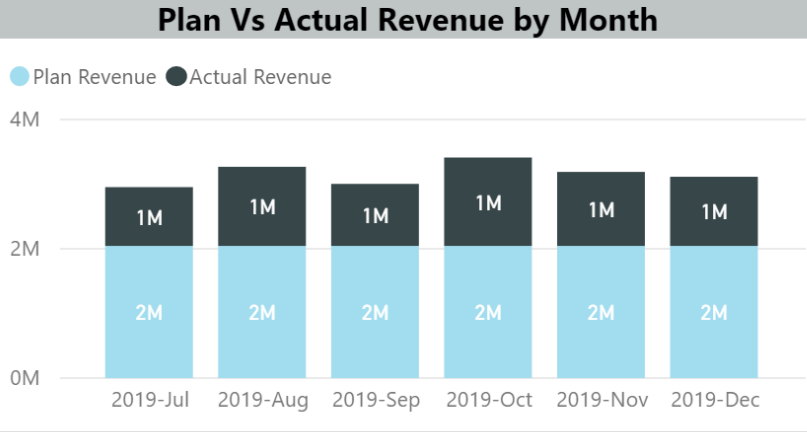
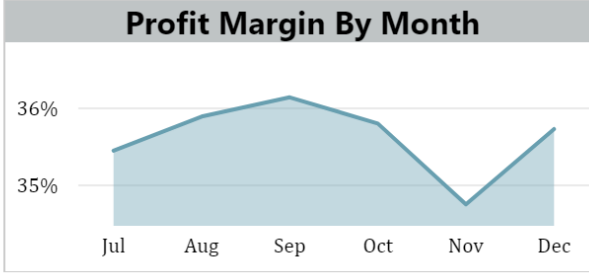
Sales Margin

49.62%



Profit Margin

35.63%



Stock Outlook

194,478
Open Order Quantity

1,196,290
Stock Quantity

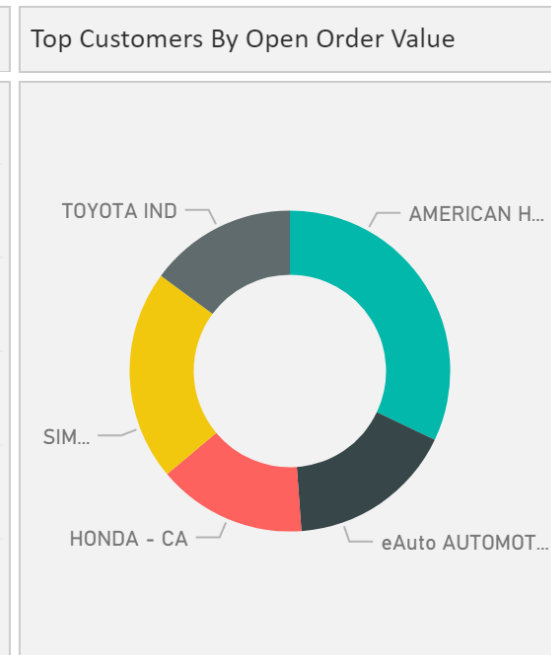
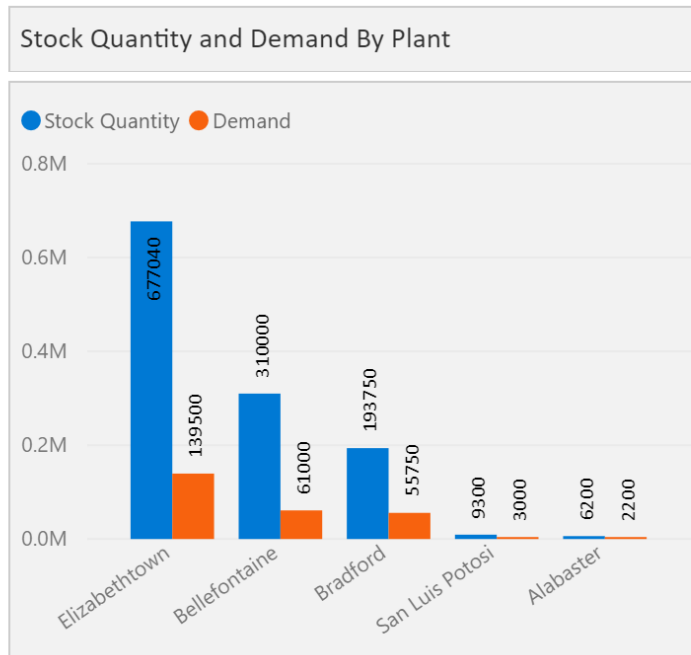
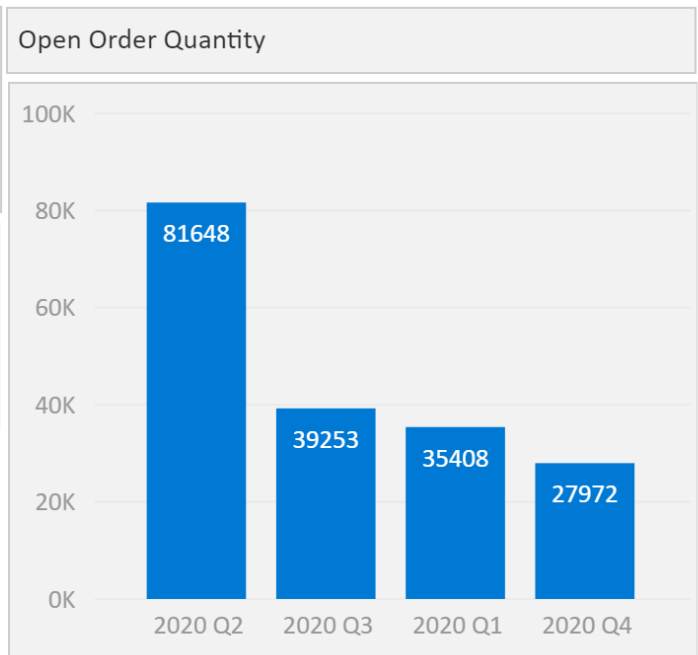
8,521,450
Demand Quantity



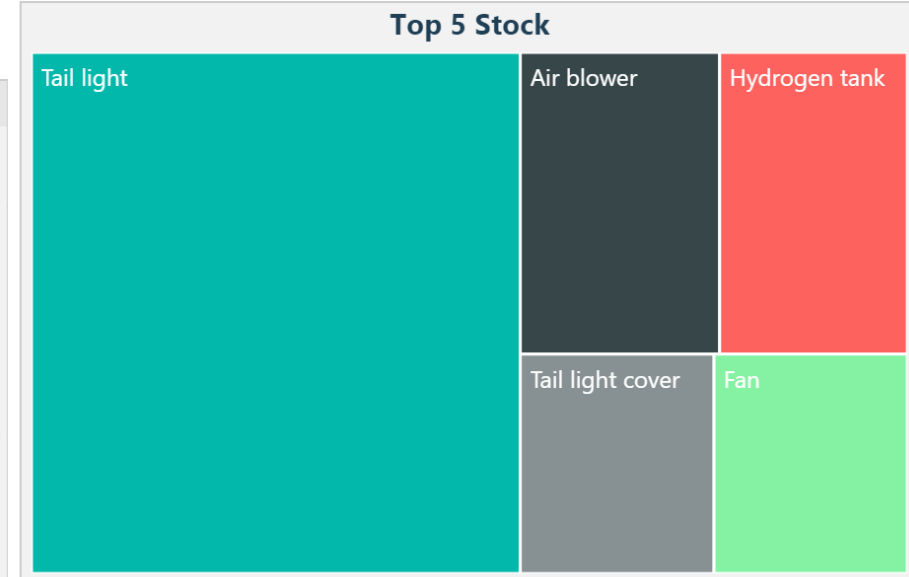
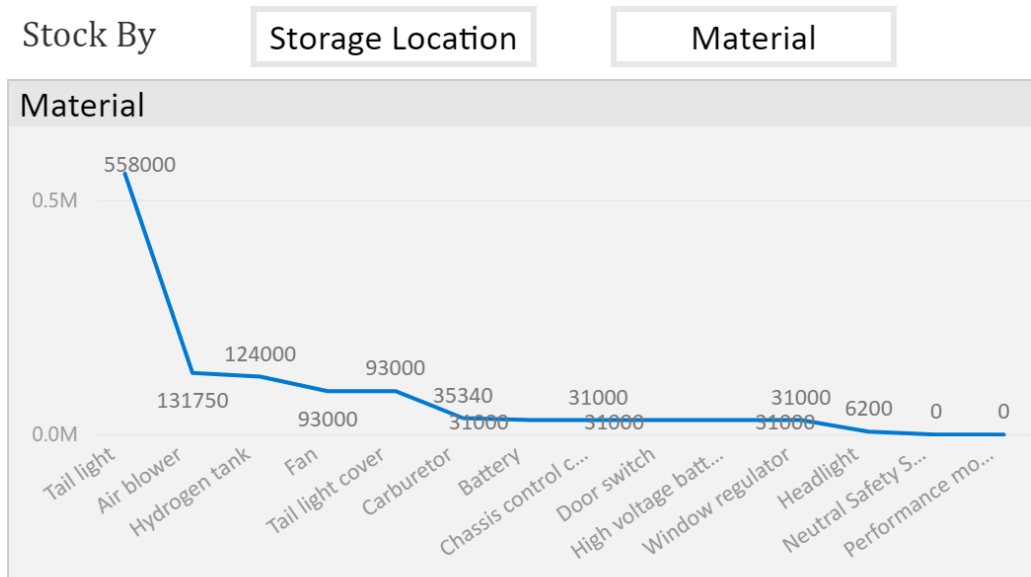
Plant
All

Material
All

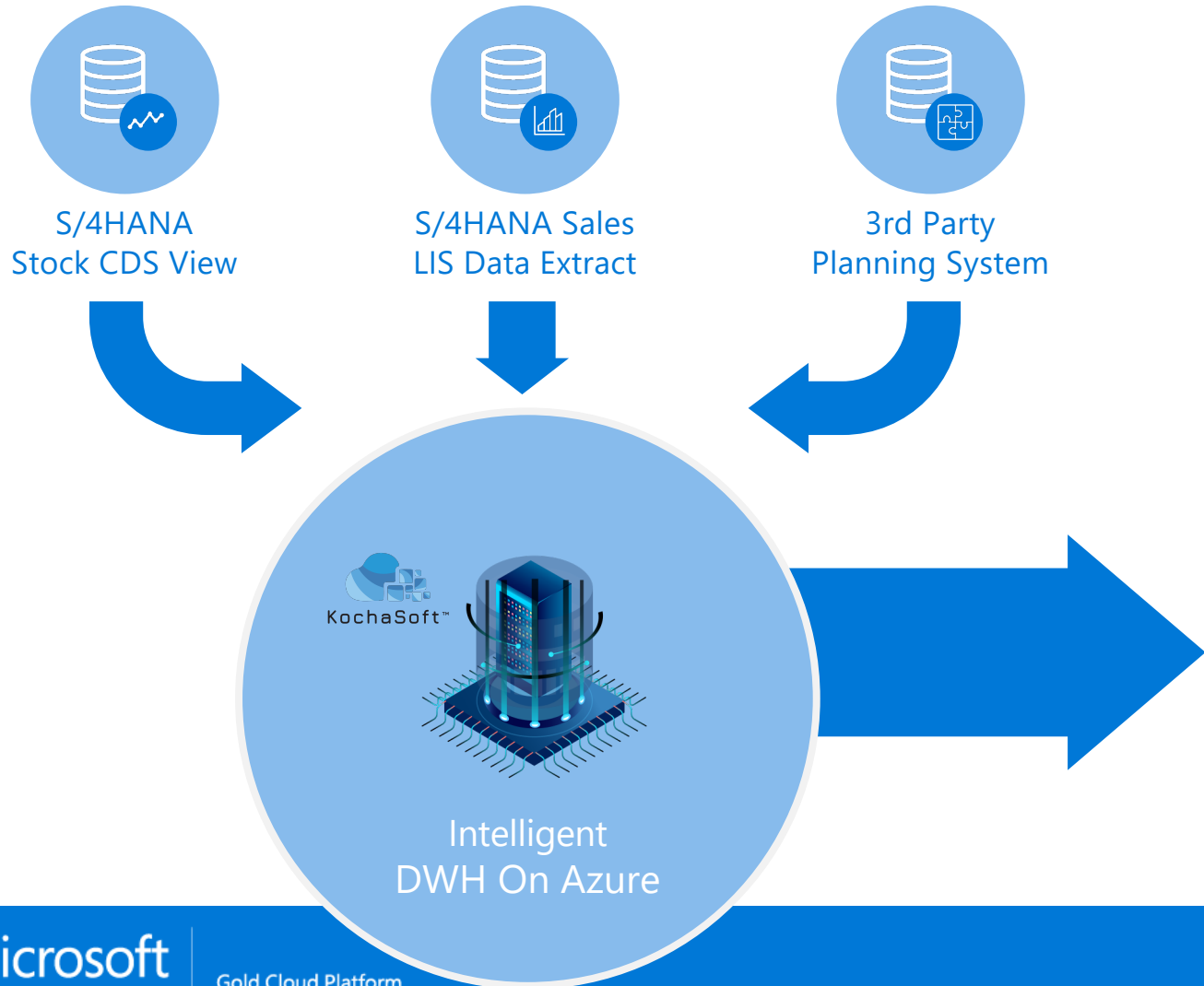
Month
All



Material	Shortage/Surplus
Air blower	58,752.00
Battery	-130,250.00
Carburetor	-147,441.00
Chassis control computer	-130,250.00
Door switch	-130,250.00
Fan	-141,248.00
Headlight	-22,502.00
High voltage battery pack	-130,250.00
Hydrogen tank	-37,250.00
Neutral Safety Switch	-20,222.00
Performance monitor	-20,222.00
Tail light	395,441.00



Stock Outlook – Data Flow



Why KochaSoft

To equip you with cutting edge analytics



Industry Leaders

Expertise in S/4HANA
Embedded Analytics, SAP
BW/4HAN & Azure
Analytics



Prepared

Predefined templates for
ETL and visualization for all
Business Functions involved



Equipped

Certified Data Extraction
Tool to ensure your data is
safe throughout the
process

Book an Analytics Strategy with KochaSoft

We are offering a complimentary assessment of your BI/BW System and will help in crafting your Analytics Roadmap. We will also set up an analytics POC for a test run on your environment at no cost to you!

- ✓ Complimentary assessment of BI/BW System
- ✓ Help craft analytics Roadmap
- ✓ Analytics POC – free of cost

[Book my Strategy session with KochaSoft now](#)



KochaSoft™

Contact Us

Phone

+1 404-694-9245

Website

www.KochaSoft.com

Email

Contact@KochaSoft.com