

# ioTORQ EMIS

Advanced Energy Management Information System



Contact us at : [info@iotorq.com](mailto:info@iotorq.com) / +1 604 563 4055 / [iotorq.com](http://iotorq.com)

*Panevo Services Limited*

# ioTORQ Overview

**ioTORQ EMIS** integrates multiple data sources, real-time dashboards and AI-driven analytics to manage performance, engage stakeholders and drive performance gains.

**Why use ioTORQ?** Maximize cost savings, avoid losses, reduce risk and improve environmental compliance with our Microsoft Azure hosted cloud solution.



*“ioTORQ offers maximum integration and reporting flexibility, while balancing ease of use with complex energy management and process optimization functions.”*

**Craig Holden - Panevo CEO**

- ✓ Hosting of 10Bn data points for 500 facilities
- ✓ \$15M total annual savings identified
- ✓ Real-time analytics with Azure IoT hub
- ✓ Over 99.9% uptime and unlimited scaling

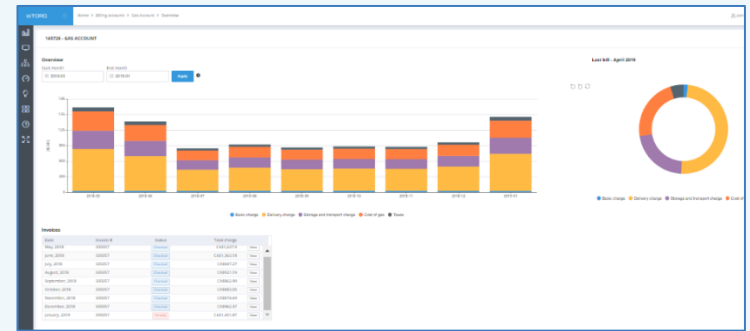
## Energy Management & Corporate Reporting

- Utilize flexible dashboards, advanced target setting and alerting to maximize utility savings, avoid losses, monitor emissions and manage waste.



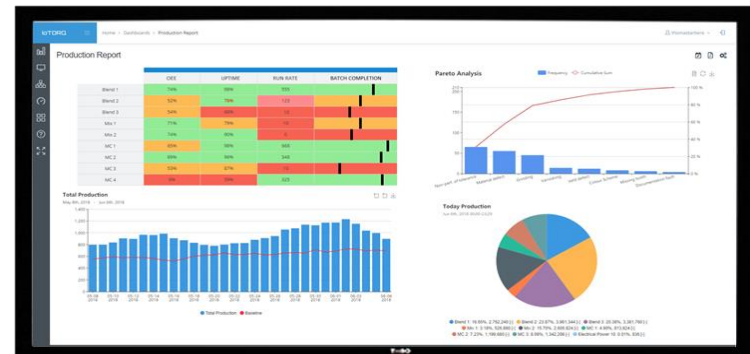
## Utility Bill Management

- Automatic utility bill processing, error checking, rate optimization analysis and procurement insights.



## Lean Manufacturing & Continuous Improvement

- Track production, monitor assets, report downtime, quantify losses and reveal continuous improvement opportunities.



## Advanced Analytics



Establish KPIs, generate intelligent targets, identify savings and perform project monitoring and verification.

## Flexible Data Integration



Collect data from a wide range of locations, systems & formats, including: FTP(s), HTTP(s), process historians & IoT devices.

## User Customization



From asset monitoring to facility benchmarking, all reports, live dashboards and presentations are user customizable.

## Machine Learning



Our advanced analytics module utilizes machine learning algorithms to enable asset optimization and maximize cost savings.

## Automated Alerts



Set targets and receive real-time notifications to ensure optimal asset, area or departmental performance.

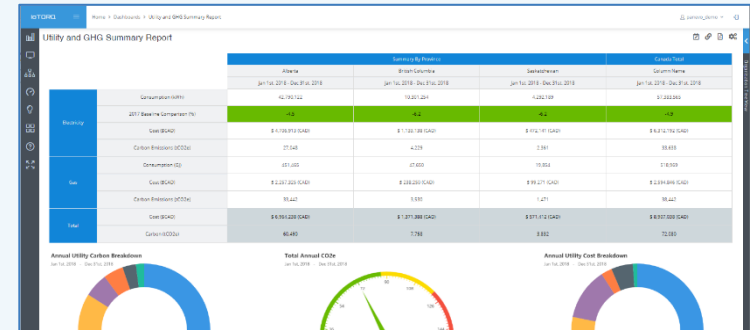
## Schematic Builder



Build system models, map on meter data and visualize performance with our intuitive schematic builder component.

## Energy Management & Corporate Reporting

- Acquire Data → Visualize → Manage → Save
- Identify operational savings and avoid losses
- Identify capital equipment projects, perform M&V
- Deploy with ISO 50001 Energy Management System



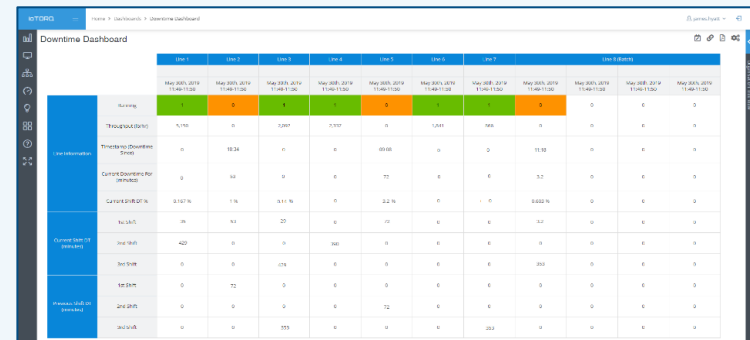
## Utility Bill Management

- Identify errors and rate optimization opportunities
- Automate data aggregation for corporate reporting and benchmarking



## Lean Manufacturing & Continuous Improvement

- Deliver productivity and labour gains
- Identify downtime issues and quantify OEE
- Prioritize CI initiatives





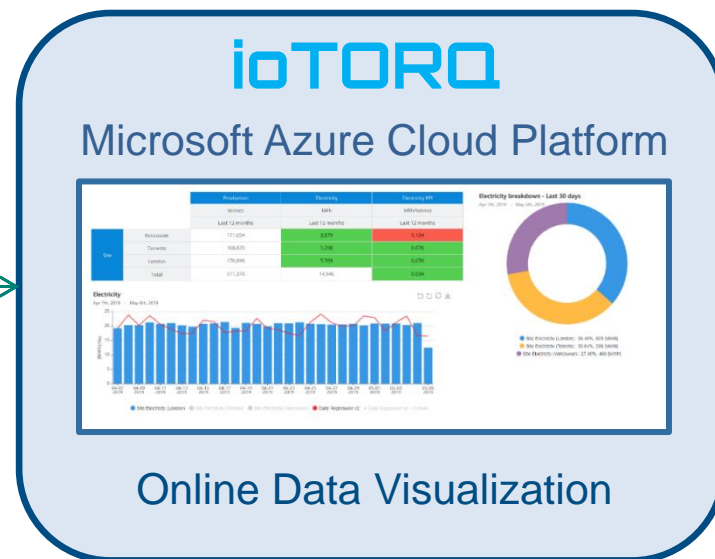
## On site solutions

Process Historian

Sub-Meters

IoT Sensors

PLC Network



## Off site services

Utility Meters

Utility Bill Data

Weather Data

Supplier API

## Supported services and protocols include:

- Data import from PLCs, SCADA, process historians and databases
- Connect devices with OPC, OPC UA, Modbus (RTU/TCP), MQTT and Azure IoT Hub
- Data export to enterprise data warehouses and visualization tools, such as Microsoft Power BI
- Flexible API to connect 3<sup>rd</sup> party client applications

# ioTORQ Customers

---



*“ioTORQ is our trusted energy management and reporting system”*

***Global EHS  
Standards Manager***

*“With ioTORQ we have delivered utility performance gains across our facilities”*

***Sustainability  
Director***

*“ioTORQ is our preferred Strategic Energy Management software platform”*

***Business Development  
Manager***

---

Contact us today to arrange your free trial : [info@iotorq.com](mailto:info@iotorq.com) / +1 604 563 4055 / [iotorq.com](http://iotorq.com)

---

## ioTORQ Case study

---

- This global top 50 food & beverage processor is top 10 in their sector.
- Panevo has implemented ioTORQ along with Energy Management Systems at over one third of their Canadian facilities, resulting in the performance monitoring of around \$20M/year of energy and water usage, along with key process variables.
- **With Panevo's support, the company is benefiting from over \$2M of conservation incentives and is on track to achieve over \$4M/year of ongoing cost savings.**
- **ioTORQ** continues to be utilized to avoid losses, identify utility conservation projects and determine process loss reduction initiatives, with further facility rollout planned.

*"Panevo has delivered significant cost savings across our facilities, while improving our environmental compliance"*

***Environmental Affairs & Sustainability Director***



# About PANEVO

---

**Panevo** is a Canadian based industrial energy management services and software company, offering:

## Services



Utility & process conservation auditing



Engineering and sustainability advisory



Utility procurement



Project delivery

## ioTORQ SaaS



Energy management



Corporate reporting



Lean manufacturing



Utility bill management

## Background

- Incorporated in 2013
- Offices in Vancouver BC and Toronto ON
- >400 projects completed
- Team benefits from >75 years experience
- >40 GWh/year of electricity saved, \$15M/year total savings identified & \$10M of incentives generated
- Microsoft Partner and Co-Sell participant

# ioTORQ

Arrange your free trial

## Advanced utility and process optimization software



Contact us at : [info@iotorq.com](mailto:info@iotorq.com) / +1 604 563 4055 / [iotorq.com](http://iotorq.com)

*Panevo Services Limited*