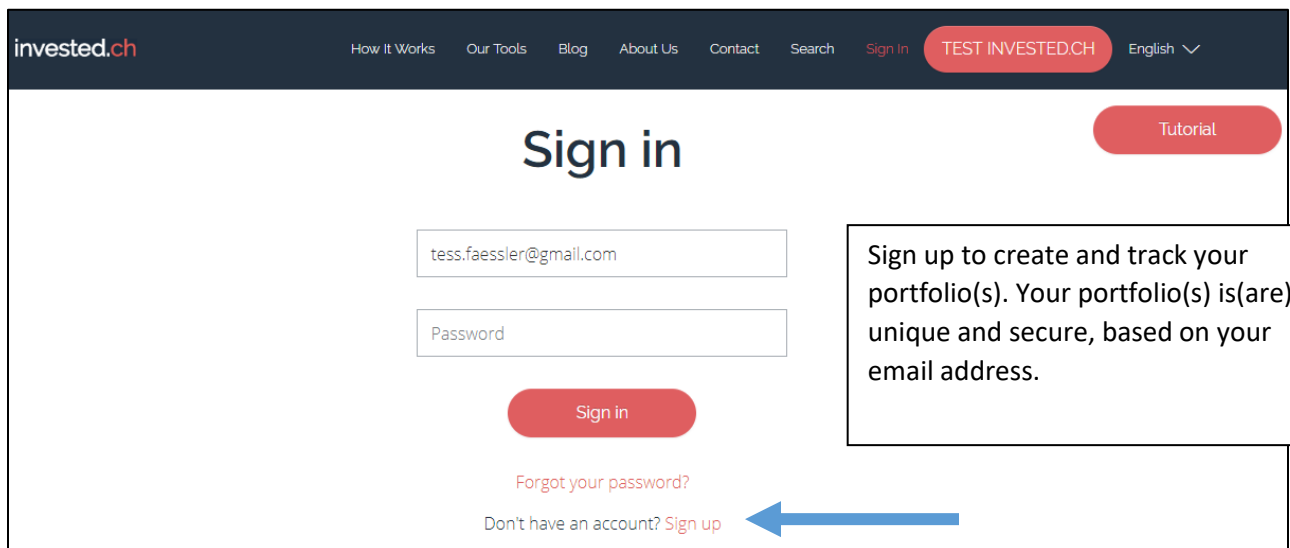
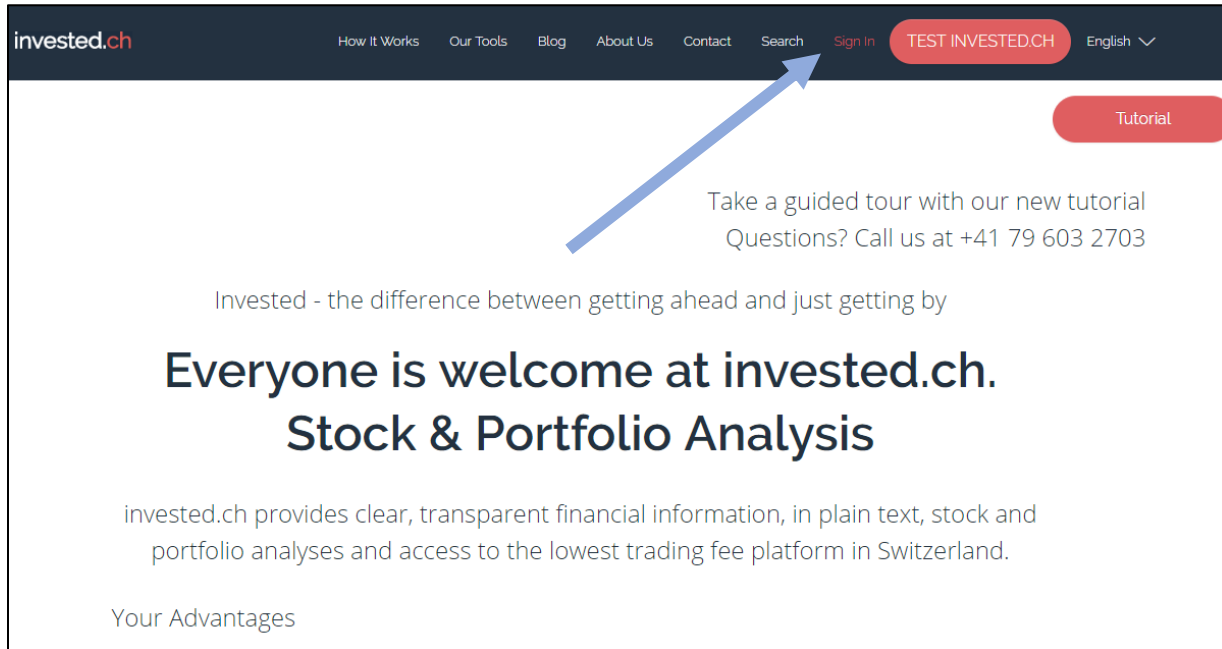


1. How to use invested.ch

a. Become an invested.ch member and log into your invested.ch account



invested.ch How It Works Our Tools Blog About Us Contact Search Sign In TEST INVESTED English ▾

Select the desired subscription

Try invested.ch Portfolio Optimizaton free for 30 days. Only \$14.90/month after. (Open only to users who haven't already tried invested.ch)

| | Maintain and Optimize Your Portfolios | Free Membership |
|---------------------------------------|---------------------------------------|-----------------|
| Company Search with Free Subscription | ✓ | ✓ |
| Portfolio Tracking | ✓ | ✓ |
| Weekly Portfolio Tracking Email | ✓ | |
| Enable Trading | ✓ | |
| Company Sorting | ✓ | |
| News & Twitter Sentiment Analysis | ✓ | |
| Portfolio Analysis | ✓ | |
| Forecasting - Coming Soon | | |

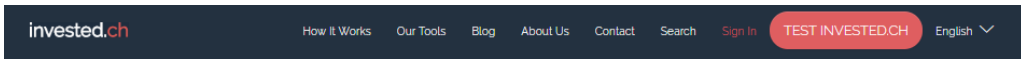
CHF14.90/Month Free

Copyright © invested.ch 2019
Web Development by 8sph f t in Privacy Policy • Terms of Use • English ▾

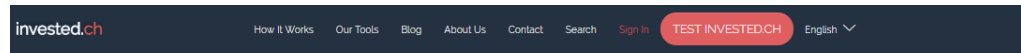
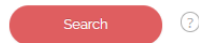
b. Choose a subscription.

- i. If you want assistance in finding companies, in countries, sectors and indices, create a portfolio to follow your stock picks, choose the **Free Membership** and learn what is important about a company and its stock price.
- ii. If you want additional assistance in finding companies, in countries, sectors and indices by **sorting by company size, fair value, dividends, dividend payout dates, the magic formula, PE ratio, PB ratio or sustainability rating**, and to **visualize your portfolio diversification** by country, sector and risk choose the **Premium** membership. We are continually rolling out new tools to analyse stock picks and portfolio analyses.

c. This link will take you to the Login page again for security reasons



Let's begin with finding a good company for you to invest in



Tutorial

Sign in


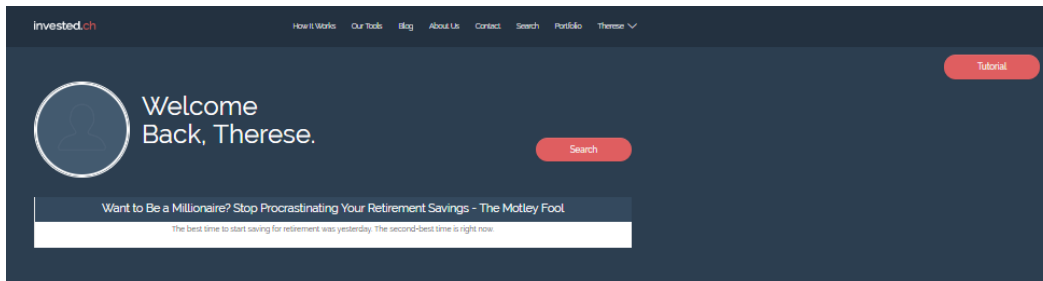
Sign in

[Forgot your password?](#)

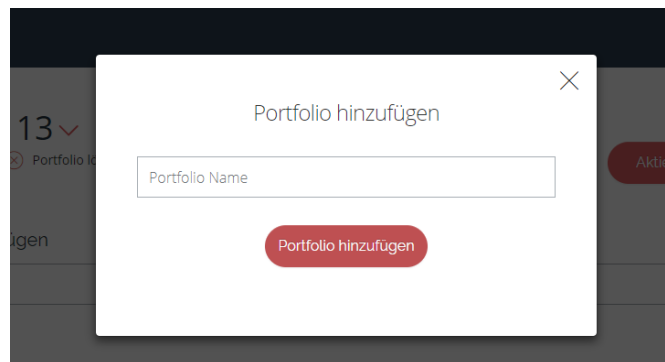
Don't have an account? [Sign up](#)



- d. After signing in you will be presented with the possibility to create a new portfolio.



- e. Give your portfolio a name



- f. Add the companies you know and want to watch.
You can add companies by entering either their company name or the symbol that they are traded by. For example Apple has the symbol AAPL, Microsoft uses the symbol MSFT, and Swisscom has the symbol SCMN.
If you add a name that is not found, this search page will open. Here you can narrow down your choices by selecting a company's country, branch and the stock market it is traded on. You can choose all of the pharmaceutical companies in Switzerland traded on the Swiss Stock Exchange. This makes it easier

invested.ch

How It Works Our Tools Blog About Us Contact Search Portfolio Theresa ▾

Tutorial

Find the companies that match your preferences. Type in a company name or make selections in the search fields and

type in company name or symbol, for example microsoft.

All Countries ▾ All Industries ▾ All Markets ▾

| | | | |
|--|---|---|--------------------|
| 001 Cardtronics PLC Market: DEUTSCHE BOERSE AG Industry: Industrials Market Capitalization: 1.18 B | Country: GBR P/B Ratio: 3.65 P/E Ratio: 18.12 | Performance: 0.00% Dividend: 0% Record Date: N/A | + Add to portfolio |
| 00D CITIC Daming Holdings Ltd Market: DEUTSCHE BOERSE AG Industry: Basic Materials Market Capitalization: 149.27 M | Country: BMU P/B Ratio: 0.36 P/E Ratio: 0.00 | Performance: -14.63% Dividend: 0% Record Date: 7/3/2012 | + Add to portfolio |
| 010 PACC Offshore Services Holdings Ltd Class S Market: DEUTSCHE BOERSE AG Industry: Industrials | Country: SGP P/B Ratio: 0.73 | Performance: -0.610% Dividend: 0% | + Add to portfolio |

Add to portfolio

0 companies selected

because these are the competitors in Switzerland and the transaction fees don't include currency exchange rates.

- g. Choosing Switzerland, Healthcare and SIX Swiss Exchange, you get a list of all of the companies in the healthcare sector in Switzerland, like here
- h. Having chosen a sector, country and stock exchange, sort your list of possible companies by the one of the variables in the list of sorts. Top performers over the last 30 days are companies with momentum, highest [dividends](#) are companies paying the highest amount annually back to its stockholders, record date is when those payments will be made (they are sorted by dates closest to today), [market capitalization](#) is the size of the company, [P/E ratio](#) and P/B ratio are measures of if the company is over- or undervalued, and [value investment](#) is a measure developed by Joel Greenblatt (again a measure of over- or undervalued stocks)

The screenshot shows the search interface of the invested.ch website. At the top, there is a navigation bar with links for 'How It Works', 'Our Tools', 'Blog', 'About Us', 'Contact', 'Search', 'Portfolio', and 'Therese'. Below this is a search instruction: 'Find the companies that match your preferences. Type in a company name or make selections in the search fields and'. A search input field contains the placeholder text 'type in company name or symbol, for example microsoft'. Below the search field are three dropdown menus for 'All Countries', 'All Industries', and 'All Markets'. A 'Tutorial' button is located in the top right corner.

Below the search fields, a dropdown menu is open, showing a list of search criteria: 'All companies', 'Top performers over last 30 days', 'Highest Dividends', 'Record Date', 'Market Capitalization', 'P/E Ratio', 'P/B Ratio', and 'Value Investment'. The 'All companies' option is highlighted in blue. To the right of this dropdown is an 'Add to portfolio' button and a counter 'companies selected'. At the bottom right of the dropdown area is a 'Show all' button.

On the left side of the dropdown menu, there is a list of company entries with their respective details:

- 001** Cardtronics PLC
Market: DEUTSCHE BOERSE
Industry: Industrials
Market Capitalization: 1.14
- 00D** CITIC Dameng Hold
Market: DEUTSCHE BOERSE
Industry: Basic Materials
Market Capitalization: 154.3
- 010** PACC Offshore Serv