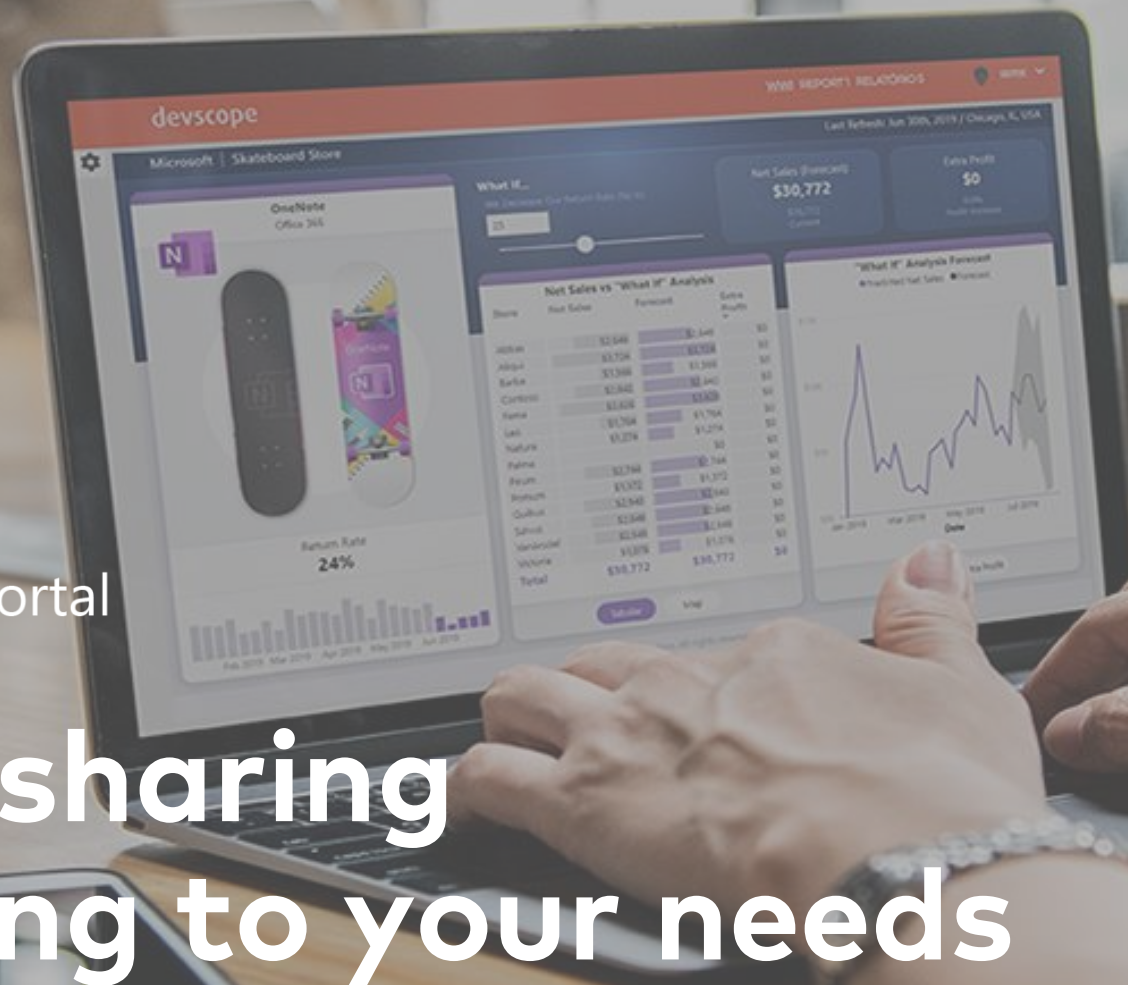


dev>scope



PowerBI Portal

Report sharing according to your needs



Report sharing according to your needs

PowerBI Portal is a web tool that allows users to embed any number of Power BI reports and dashboards on a portal that can be shared with whoever they want, regardless of being in their organization or even having a Power BI account with your own organization layout.

PowerBI Portal also optimizes Azure data consumption, resulting in tremendous savings of up to 80% for companies who rely on Power BI for their daily reporting needs.

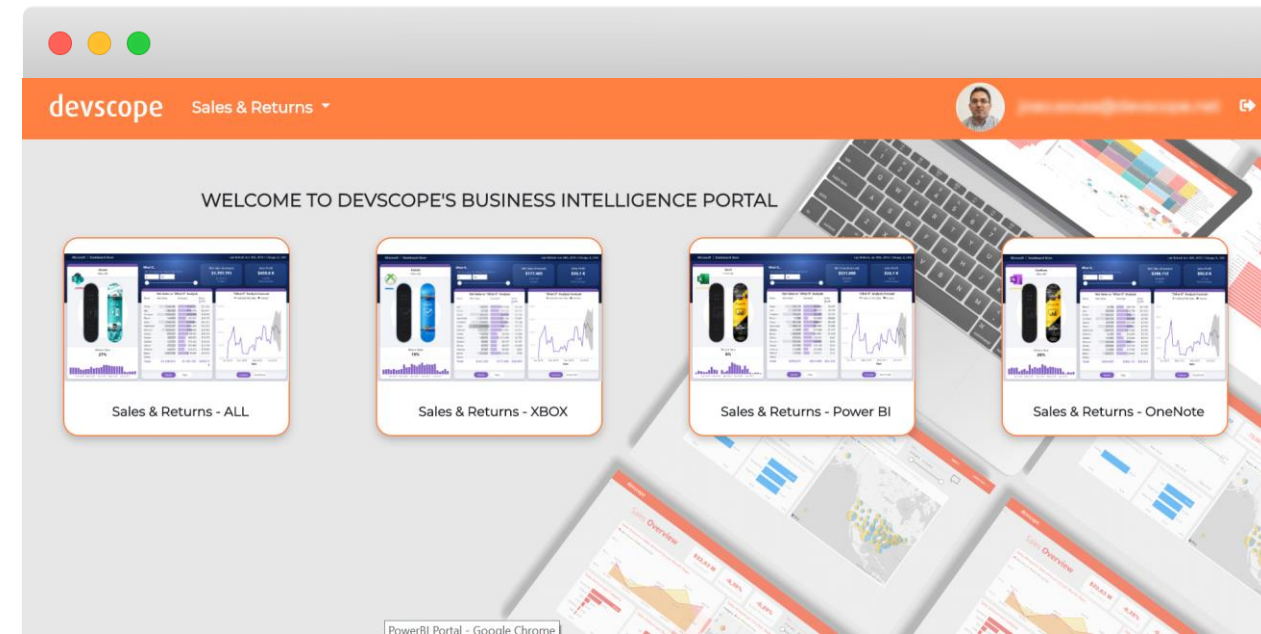


»»»»»»»»»» [visit the website](#)

Unlimited reports in a single place

Need to share several reports with dozens of suppliers? Or share sales reports with hundreds of collaborators? No problem. **PowerBI Portal** offers a tailored and unlimited report sharing experience to anyone, regardless of being in your organization or even having a Power BI account.

From the back office, manage who sees and edits the reports and dashboards of your choice and ensure that users only have access to the data you selected through their custom access code. You can share an unlimited number of reports and dashboards in **PowerBI Portal** with an unlimited number of users.



»»»»»»»»»» [visit the website](#)

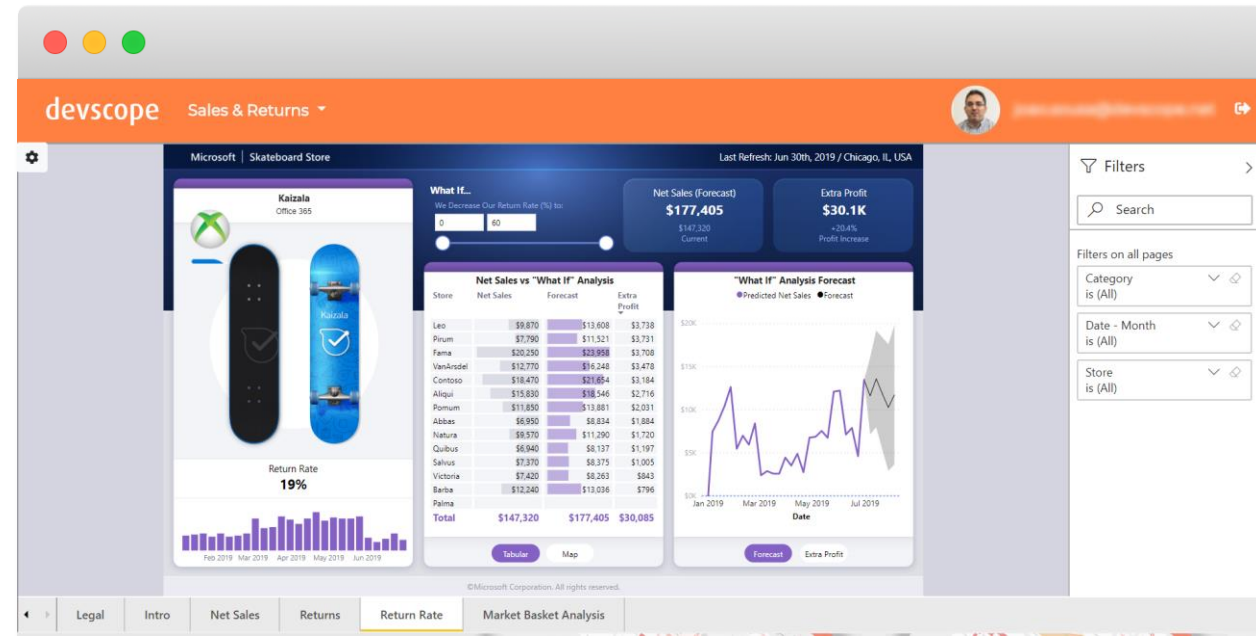
Spend according to your needs

By changing the way Power BI reports and dashboards are shared, **PowerBI Portal** optimizes costs associated with hosting them in the cloud.

Unlike regular reports, you can set a limited refresh capacity for reports on **PowerBI Portal** that automatically turns them off when inactive. If activity is detected, the report becomes available again.

By turning reports on and off according to user activity instead of letting them be perpetually available, **PowerBI Portal** ensures your company only spends what it strictly needs.

»»»»»»»»»» [visit the website](#)



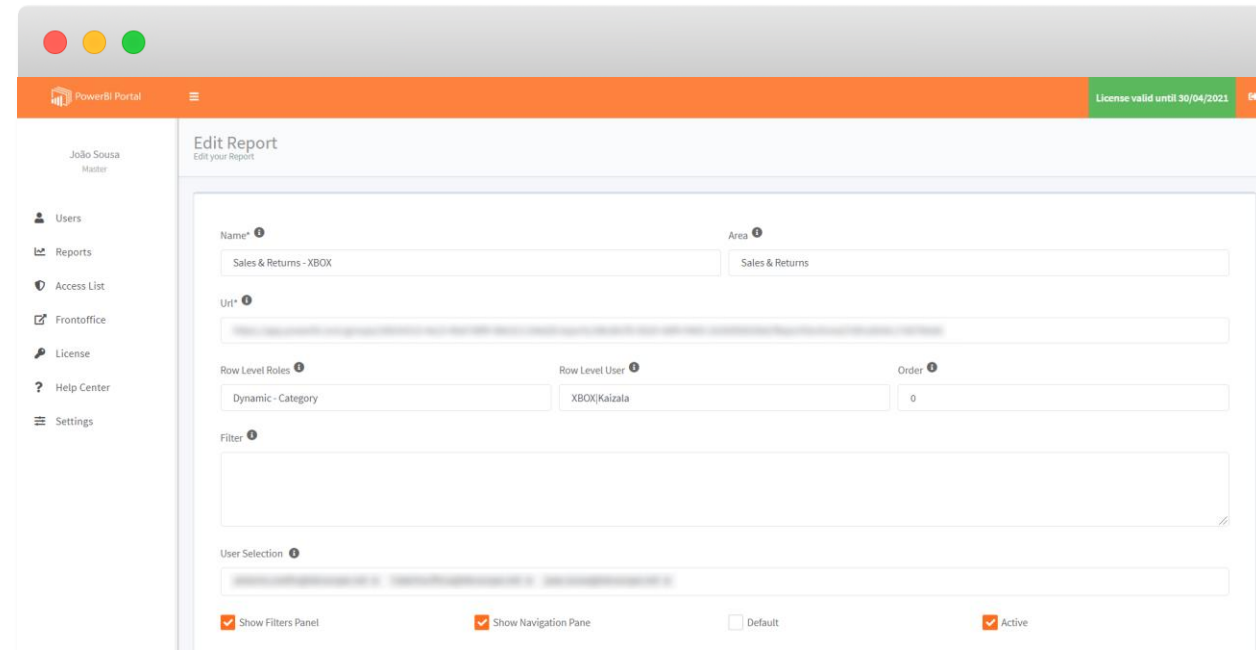
Secure and private

Power BI reports and dashboards in PowerBI Portal support two instances of row-level security to ensure that your company's data is only shared with trusted collaborators or clients:

- Row level user – only specified users have access to your report or dashboard.
- Row level roles – only users with the role you assigned them in PowerBI Portal have access to your reports or dashboard.

You can also apply individual custom filters to any report, so users only see data pertaining to them.

➤➤➤➤➤➤➤➤ [visit the website](#)





Share any number of Power BI reports and dashboards with as much users as you want.



Share reports and dashboards with users in or outside your organization.



Protect your company's data with two layers of row-level security.



Give access to your reports and dashboards to users without a Power BI account.



Each user has their own access code to a centralized and tailored Power BI experience.



Optimize your cloud hosting costs by automatically turning off Azure Power BI Embedded on No Activity

Click the image below for a video presentation:



A single PowerBI Portal license is enough to power any organization, regardless of size

Host unlimited reports in the cloud.

Share your reports with an unlimited number of users.

Share your reports with anyone – even users outside your organization and without a Power BI license.

Reduce costs associated cloud hosting and report sharing by up to 80%*.

Receive unlimited support from the DevScope team.

Get free continuous product updates with the integration of features suggested by the client.

8 hours of support for deployment and configuration.

Available for 3.499€/year

>>>>>>>>>> [visit the website](#)

*estimated savings on companies with 100-500 employees sharing Power BI reports and dashboards daily.

Also by DevScope



PowerBI Tiles Pro

Embed real-time or high-definition pictures of reports in PowerPoint presentations, Word documents or Outlook emails.

[Know more](#)



PowerBI Robots

Schedule and send reports and dashboards as images or PDF files to anyone by email, to a SharePoint library or File System, or any smart device.

[Know more](#)



PowerBI ScoreCards

Centralize KPIs and scorecards using Power BI to display the performance of any operational, business, and personal indicators.

[Know more](#)



PowerBI SmartPivot

Connect Excel and OLAP data cubes to Power BI, scan data content on an analytical model with granularity and create highly detailed tables.

[Know more](#)







- Gold Data Analytics
- Gold Cloud Productivity
- Gold Collaboration and Content
- Gold Application Integration
- Gold Application Development
- Gold Datacenter
- Gold Cloud Platform
- Silver DevOps



Cofinanciado por:



dev>scope

R. de Passos Manuel 223 3º
4000-385 Porto

T. 22 375 1350

info@devscope.pt
devscope.net