


Global Online Safety Survey 2023: Worldwide

Parents' and kids' perceptions of online safety

69%

of respondents across 16 countries reported experiencing a risk in the past year



Wide range across the globe of users who experienced an online risk

Highest



86%

PHILIPPINES

Lowest



50%

UNITED KINGDOM

42%

of people became less trusting

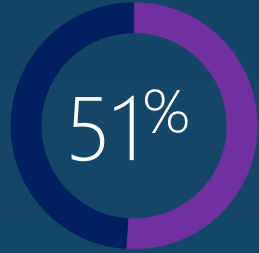


What are the risks?



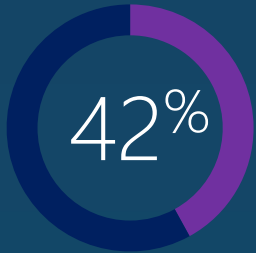
Misinformation & Disinformation

The single most prevalent risk reported was misinformation or disinformation



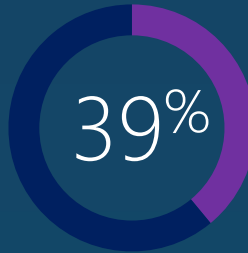
Personal

35% Hate speech
20% Cyberbullying, harassment, abuse
16% Threats of violence



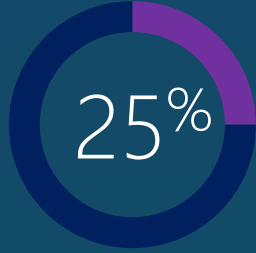
Violent Content

28% Real world graphic violence & gore
12% Terrorist & violent extremist content



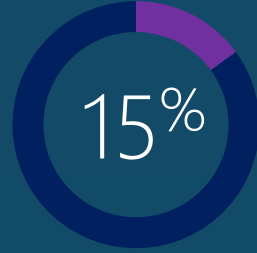
Sexual

16% Sexual solicitation
11% Release of intimate images without your consent
9% Child sexual exploitation & abuse



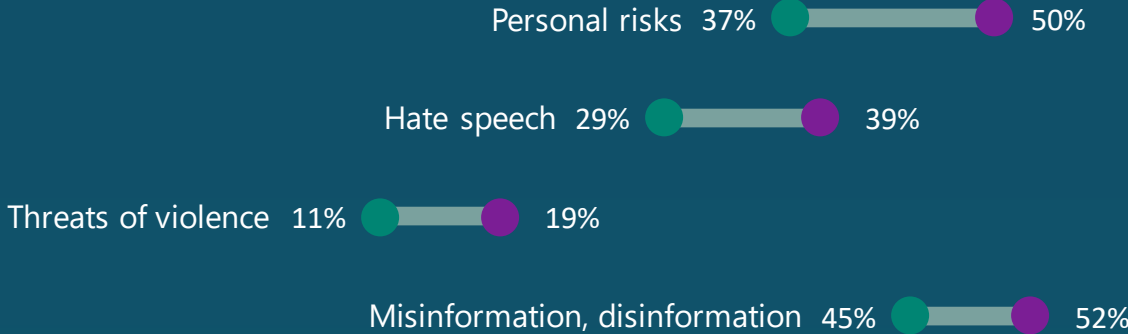
Self Harm

15% Suicide and self harm content



Parents of teens underestimated every risk their teenager might have been exposed to

● Parental expectations of teen's risk experience
● Actual teen's risk experience



Differences between teen boys' & girls' risk experiences and worries

Boys experience more:

Terrorist, extremist content
15% vs 12%

Real-world graphic violence
31% vs 30%

Boys worry more about:

Violent content risks
29% vs 23%

Terrorist, extremist content
17% vs 11%



TEEN BOYS

Girls experience more:

Sexual solicitation
19% vs 14%

Suicide & self harm content
20% vs 16%

Girls worry more about:

Sexual risks
63% vs 49%


Sexual solicitation
27% vs 16%



TEEN GIRLS

More risks for LGBTQ+ population

80% of LGBTQ+ experienced a risk



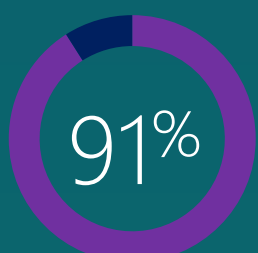
All risks were higher for LGBTQ+ respondents

Biggest gaps:

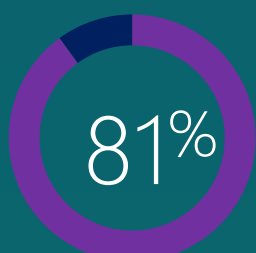
31% 13%
Sexual solicitation
NON-LGBTQ+

29% 13%
Suicide & self harm content
NON-LGBTQ+

How are parents keeping children safe?



of parents took at least one **child safety action**



of parents used at least one **parental safety tool**

3.2 average number of safety tools used by parents



TOP SAFETY TOOLS USED BY PARENTS



1. My children have child-specific accounts on apps or other online services they use



2. I set up safe search on my children's browsers to block explicit content



3. I use parental device-level controls that sets limits on the digital devices they use

TOP CHILD SAFETY ACTIONS



1. I set screen-time limits for online usage



2. My children need my approval before they purchase, download or install anything



3. I regularly review games, apps, and social media sites before they are used by my children

Teens are taking actions to protect their safety

61%

of parents of teens don't think safety tools are necessary
(Base: parents who hadn't setup a tool yet)

60%

of teens tell someone after experiencing a risk

70%

told their parents



#1

I set up my account so only people who I approved can message me.

56%

#2

I use private accounts (so only people who you approve can access your content)

49%

#3

I use content filtering to limit and block inappropriate content

39%