

Process intelligence without guesswork

Synesa's leading cloud-based software **eDromos**[®] documents, models, simulates and predicts business processes. Increase productivity, reduce costs, gain better visibility into inefficiencies, and enhance your organization's ability to deliver customer excellence at scale.

In various industries, business-related data and information processing requirements have increased dramatically in recent years. Business models and electronic services have been introduced and reformed, and in their wake disrupted organizational structures. With constant changes in the operational environment, traditional process thinking often falls behind and outlining the state of the business becomes increasingly difficult.

Synesa eDromos[®] enables data based modeling, analysis, simulation, forecasting future development, and proactive process management of business processes.

Our solution has been developed to serve medium sized and large companies and organizations in knowledge-intensive fields such as public sector, health care and social services, banking and financial sector, service sector, and industry. Our software is an excellent solution also for

independent users such as consultants, analysts, development experts, or researchers.

With our solution, you can detect the factors contributing to profitability in your business or organization, development trends in the use of resources in different units, the balance between service level and resourcing as a basis for operational decisions, or dependencies related to the efficiency and effectiveness of operations and the changes in the operating model. Manage your operations based on facts and data – make wiser decisions.

STREET ADDRESS _____

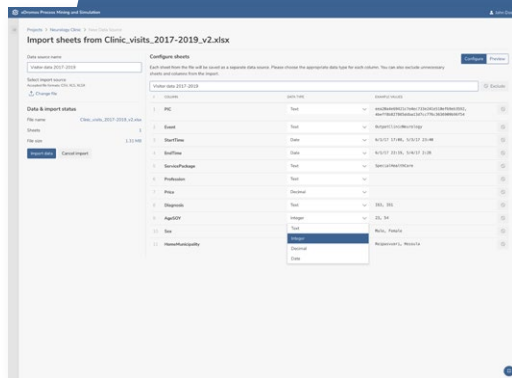
Synesa Solutions Ltd
Kauppakatu 39, FI-40100 Jyväskylä, Finland
www.synesa.com

CONTACT PERSON _____

Toni Ruohonen, CEO
toni.ruohonen@synesa.com
+358 40 5251 044

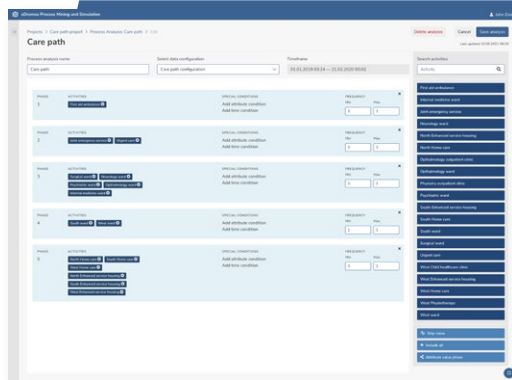
How does eDromos® work?

With eDromos, you can analyze processes and build simulation models quickly and effortlessly using your browser.



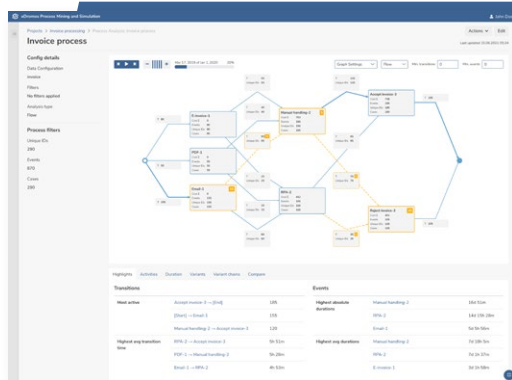
1 Enter data

Import event data from various sources and prepare it for analysis using the data configuration screen. Combine data sources, enrich them with new custom columns and set filter rules to narrow the results to include only a specific subset, e.g. a customer segment when needed.



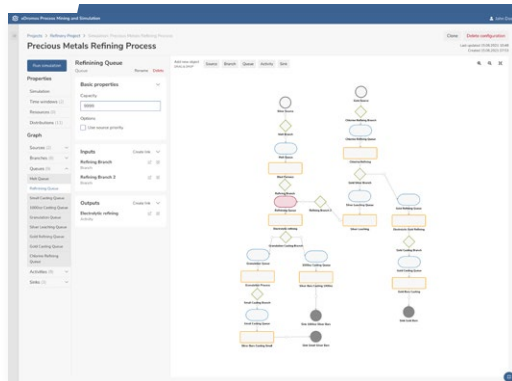
2 Define processes

Describe the process you wish to analyze using step-by-step phases in the process configuration screen. You can define a target process and see how many cases meet the target and where anomalies occur, or describe a process without precise attributes to see all the process variation in the data.



3 Analyze the process

Mining gives you access to an animated and interactive process graph, where you can browse activity and arc-specific statistics and study process variations, process lead times, and explanatory factors behind phenomena. The solution compiles a summary of the important basic information about the mined model.



4 Simulate the future

A fact-based process model and its basic parameters can be converted automatically into a simulation format, which saves you the trouble of building a model from scratch — an invaluable shortcut to actual simulation experiments and various what-if scenarios. Of course, you can also build custom models, try out development scenarios and choose the most optimal model for your needs.