

Excel Importer

AppSource Extension

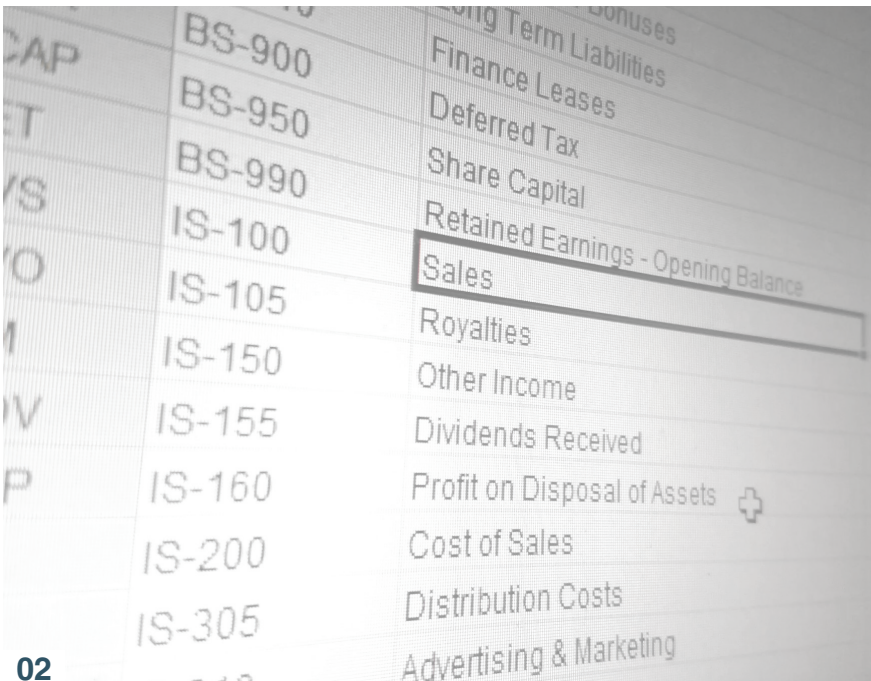




Import journals and documents from Excel worksheets without reformatting the columns

Do you want to **import transaction data from external systems** such as payroll and expense management without first manipulating the data?

Are you wasting time manually capturing data that is already available in Excel sheets?






Integrating systems can be costly

In a typical modern company there are multiple sources of financial transactions that are available as a file. Examples include payroll extracts, credit card statements, expense reports, billing schedules from vendors for services, etc.

Often the cost of automatically integrating these systems does not justify the benefits. So why not uploading the data via a clever Excel file import?

In these types of scenarios one can end up working with different file layouts. To **improve efficiency and avoid the risk of error**, it is best when you can import the file without having to transform it to a fixed layout manually.



Import data the way you receive it

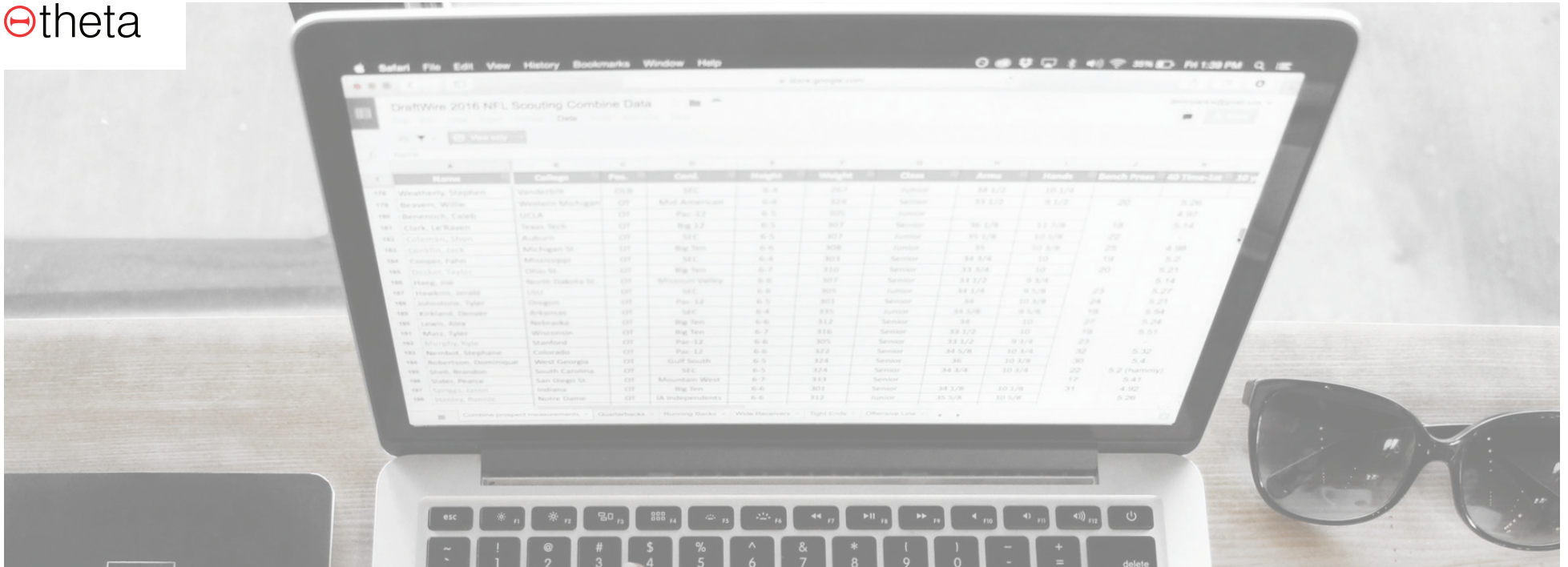
Import journals, sales orders and invoices, purchase orders and invoices, sales prices and vendor prices.

Import Item Journals with item tracking information (lot and serial number information), which is very handy on your initial inventory take-on.

Flexible field mapping to suite column layouts of source data. Ability to apply default values to fields which are not present in the source data such as defaulting a quantity or defaulting dimensions specific to the import.

Ability to translate source data values to correct accounts and dimensions in Business Central. Example translation options.





Ability to map data

Example map scenarios:

- Text string to a combination of accounts and dimensions and VAT/GST posting groups.
- Old G/L Account, Customer or Vendor numbers to new numbers.

Possible usage scenarios



General Ledger, Customer, Vendor, Fixed Asset and Inventory take-on entries for new companies.

Import expenses, payroll entries, adjustments and internal cost reallocations.

Use Excel to handle more complex internal cost allocations and import these allocations as a journal.

Create purchase invoices for vendors.

Create sales invoices for customers when using a third-party system to track billing information.

Page

Functionality

Item List	Allows you to import new items
General Journal	Import journal and perform mapping
Item Journal	Import item journals, perform mapping and assign item tracking
Sales Journals	Import journal and perform mapping
Purchase Journal	Import journal and perform mapping
Cash Receipt Journal	Import journal and perform mapping
Payment Journal	Import journal and perform mapping
Recurring General Journal	Import journal and perform mapping
Item Reclassification Journal	Import item journals, perform mapping and assign item tracking
Fixed Asset Journal	Import journal and perform mapping
Catalogue Item List	Allows you to import new non-stock items
Sales Prices	Allows you to import prices
Purchase Prices	Allows you to import prices and recognises vendor item numbers so you can use your vendors' price lists
Sales Price Worksheet	Allows you to import prices
Sales Invoice List	Allows you to import sales invoices
Sales Credit Memo List	Allows you to import sales credit memos
Sales Order List	Allows you to import sales orders
Purchase Order List	Allows you to import purchase orders
Purchase Invoice List	Allows you to import purchase invoices



Find us in AppSource

