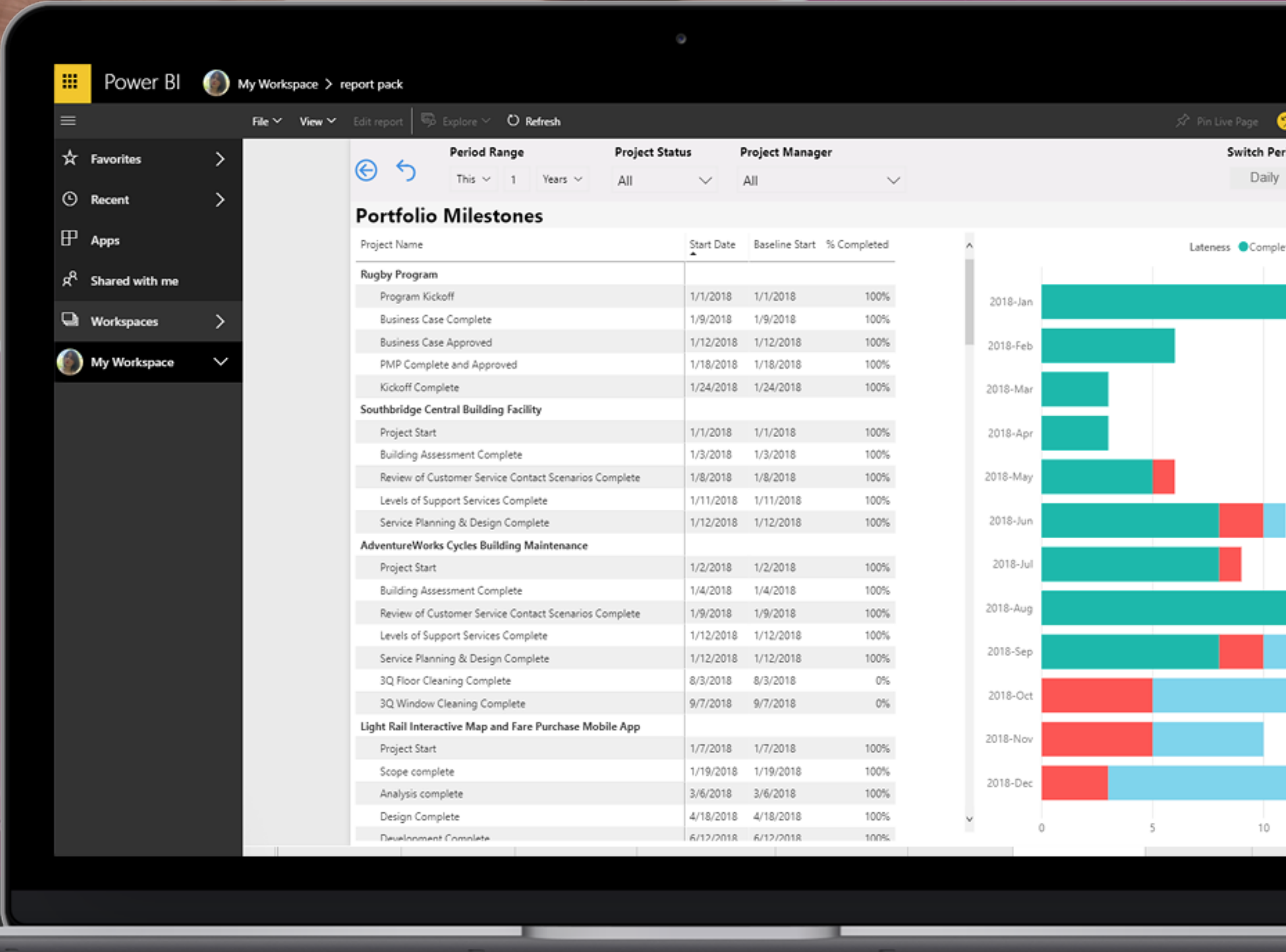


fluentpro

Power BI Reports Pack for Microsoft Project Online



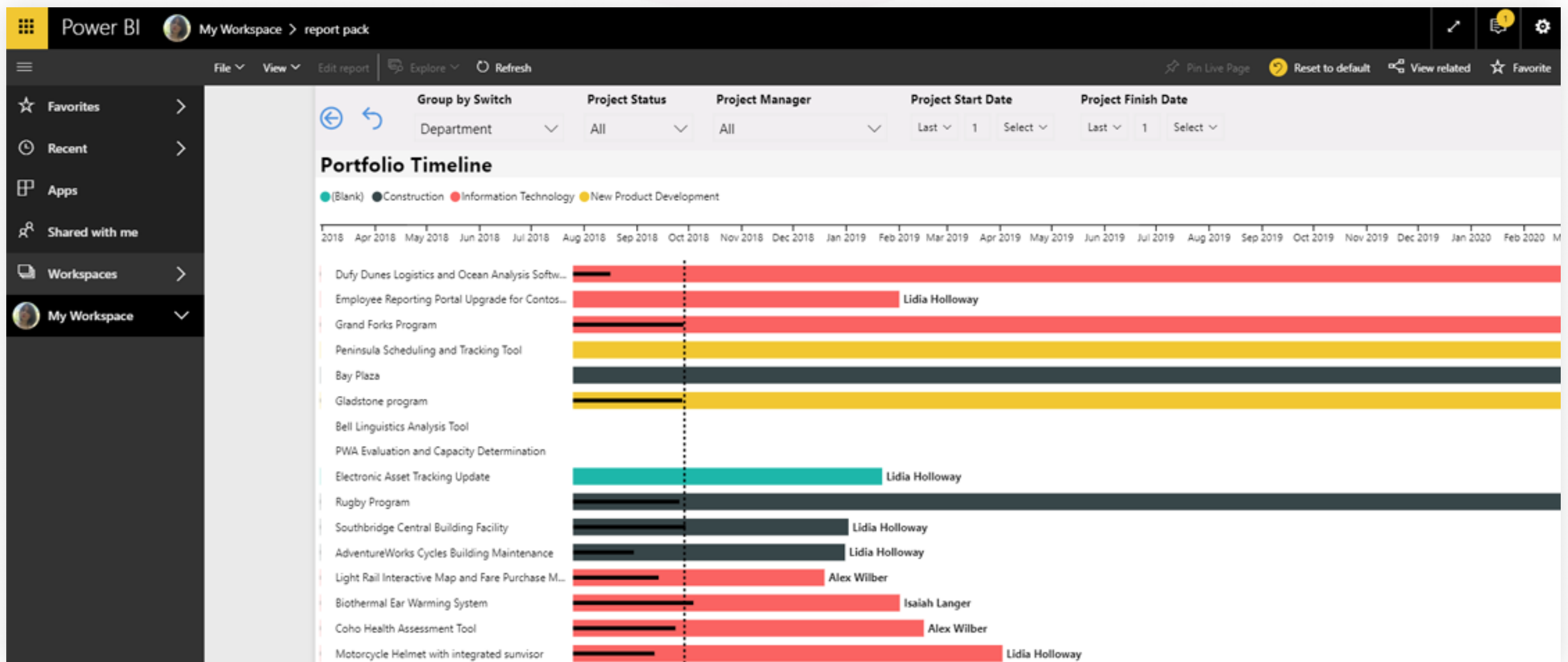
Microsoft Project Online is a powerful project and portfolio management system which gives organizations a great variety of tools and solutions to reach maximum effectiveness of project and program management lifecycle.

However, despite its obvious benefits, Project Online is still lacking decent business intelligence and reporting capabilities. Given the amount of project data, accessing the 'big picture' of projects and portfolios becomes quite a challenge.

Would you love Project Online even more if it had powerful reporting capabilities added to it?

What if insightful and detailed online reports were one click away, and you could skip spending hours with development teams handcrafting reports?

FluentPro offers Power BI Reports Pack for Project Online, which gives users access to ready-made project dashboards and reports for Microsoft Project Online in a matter of seconds, and an ability to create custom reports using dozens of charts and components that display project data. All the reports in our pack are easily adjusted to address changing requirements without waiting for IT or Power BI developers.



Microsoft Project Online is a powerful environment for effective enterprise project management which enables companies with the whole new world of possibilities and tools for effective project delivery, resource management, and other disciplines on all organizational levels.

Power BI is a set of business analytics tools that connects hundreds of data sources and delivers powerful insights. Power BI allows creating beautiful reports and publishing them for your organization to consume on the web and across mobile devices. creating beautiful reports and publishing them for your organization to consume on the web and across mobile devices.

Power BI opens doors to the new generation of reporting for Project Online users. It allows to make confident data driven decisions based on visualized portfolio data and insightful project dashboards.

Reports, Scorecards, and Dashboards

Every report in our Power BI Pack for Project Online is created by PPM experts and possesses the data driven attitude towards decisions to be made in terms of project, portfolio, work, team, or cost management. It includes the following standard reports:

General:

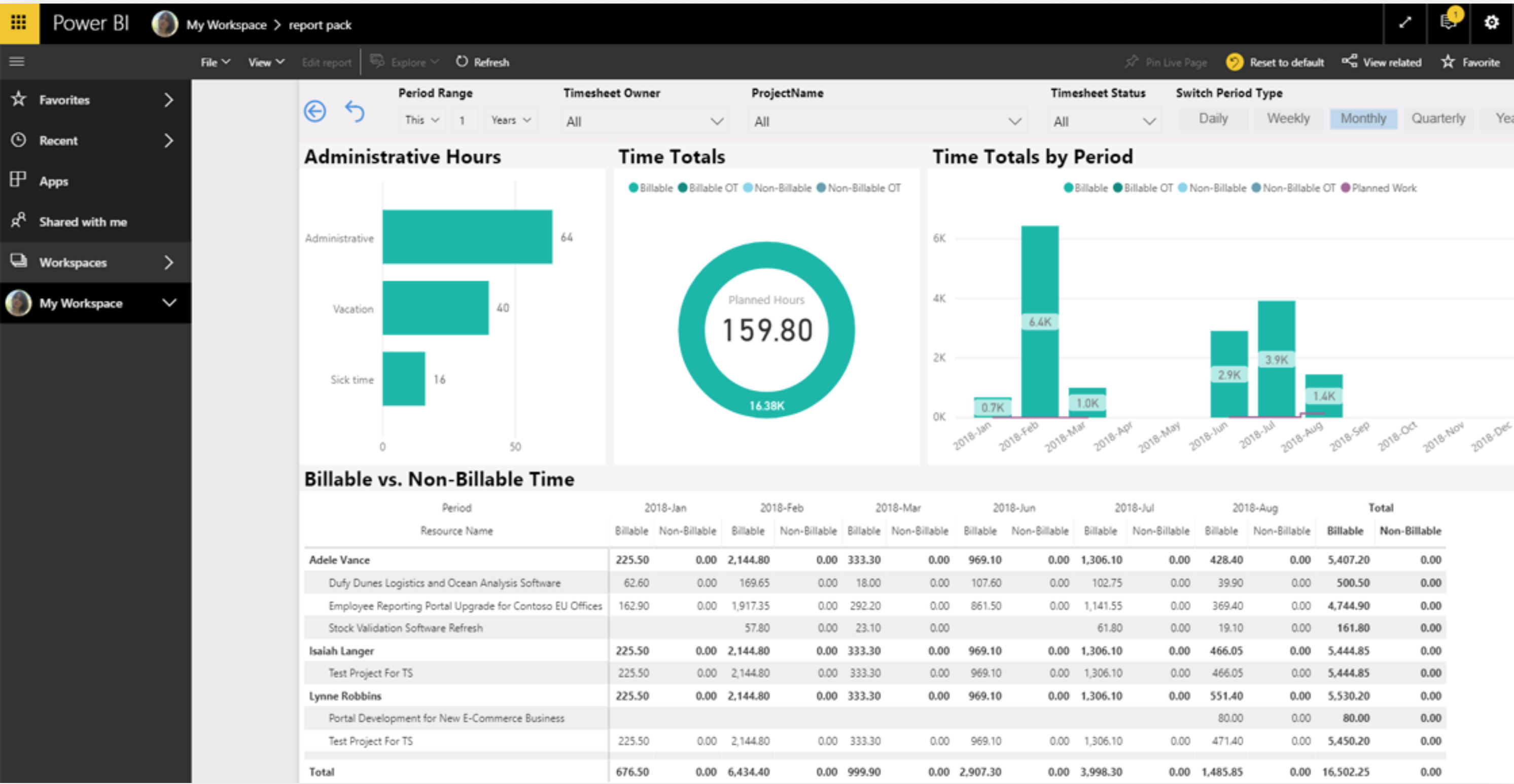
- ✔ Portfolio Overview

Project-related:

- ✔ Project Work Summary
- ✔ Project Cost Summary
- ✔ Project Variances Summary
- ✔ Project Governance

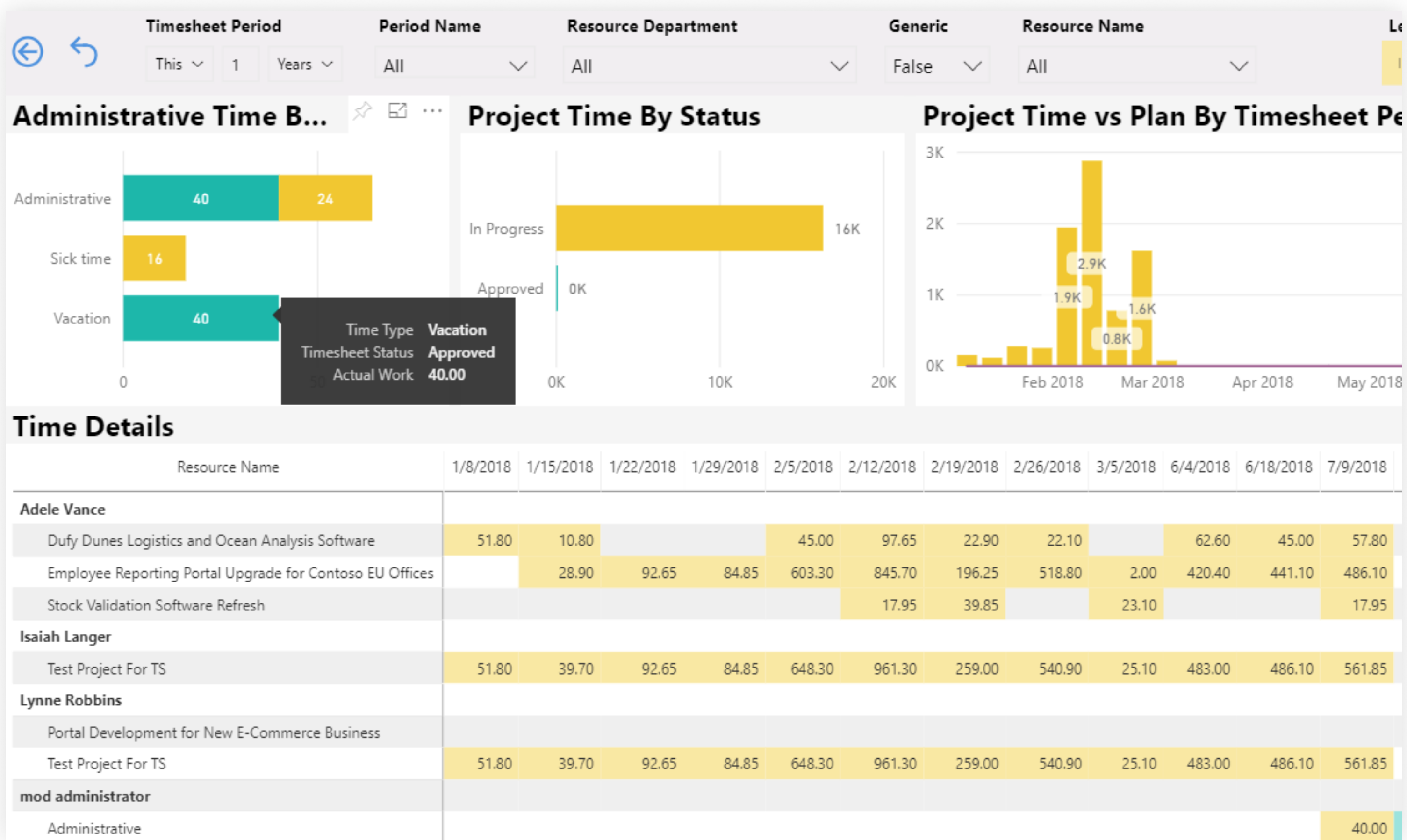
Resource-related:

- ✔ Resource Summary
- ✔ Resource Utilization
- ✔ Resource Allocation Analysis
- ✔ Resource Governance
- ✔ Resource Engagements vs. Assignments
- ✔ Resource Timesheet Summary
- ✔ Resource Timesheets Governance



Data Analytics and Visualization

While information alone could provide all the required input for management, its processing, structuring, and visualization serves as an edge in terms of timeliness and quick response to constant challenges every project or company deals with on an everyday basis.



FluentPro is a Microsoft Gold-Certified partner in Project Portfolio Management area. Since 2009, we've been delivering unique configuration, migration, and integration management products to meet and exceed businesses' expectations from their Microsoft Portfolio, Project, and Work Management solutions.

The Value

Data-driven decision making is a fundamental matter for organizations of any size, maturity or business sector. Today, we can be easily overwhelmed by the amount of data, especially enterprise data, and business intelligence serves as a true life-saver here.

Power BI Reporting Pack for Project Online has been created as a response to the growing demand for a solution that would enable easy and effortless Project Online reporting, as well as PPM data visualization.

Benefits of connecting Power BI and Microsoft Project Online:

- ✓ Full visibility of PPM data throughout the organization;
- ✓ Quality reporting that drives smart decision making;
- ✓ Instant access to fresh reports of any kind;
- ✓ 'Big picture' of projects and portfolios for a small cost;
- ✓ Ability to adjust reports in a matter of seconds.

The FluentPro Power BI Pack for Project Online requires a cloud-based deployment of FluentPro Datamart Cloud.

For more details or a demo, please contact
the FluentPro sales team: sales@fluentpro.com