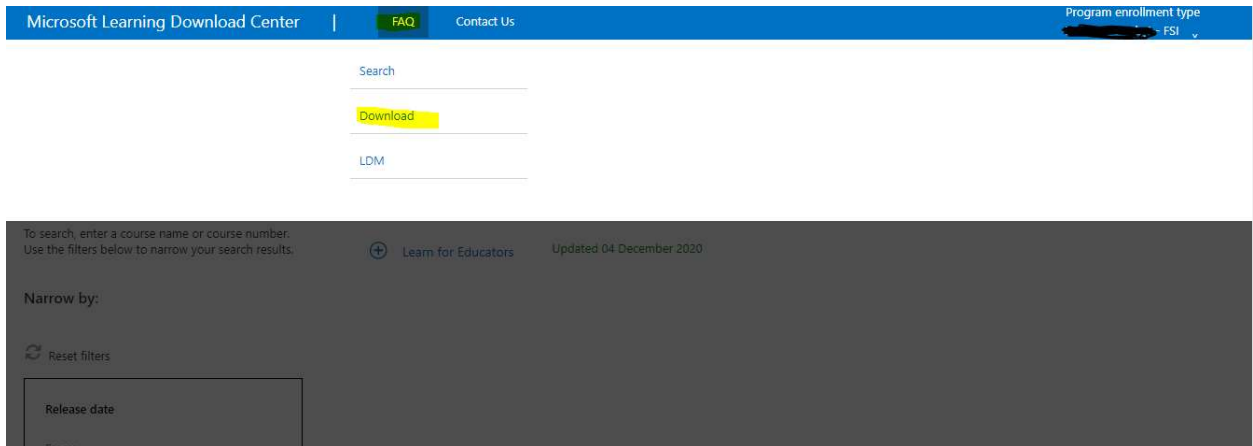
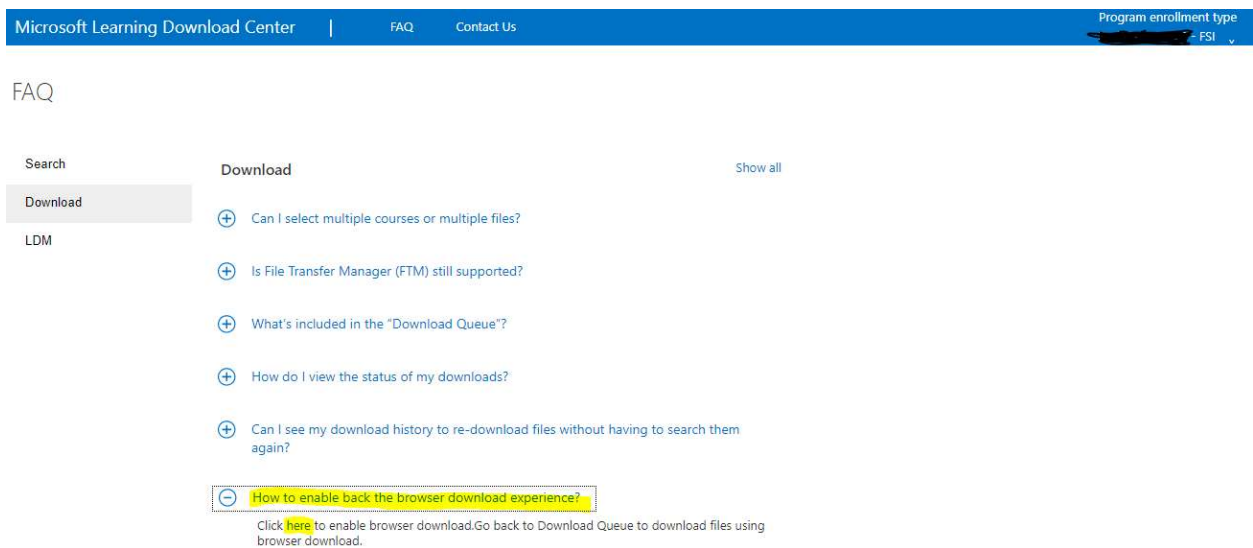


Download LDC content on the Chrome browser

1. Login to <https://learningdownloadcenter.microsoft.com/>
2. Click on the FAQ -> Download menu item

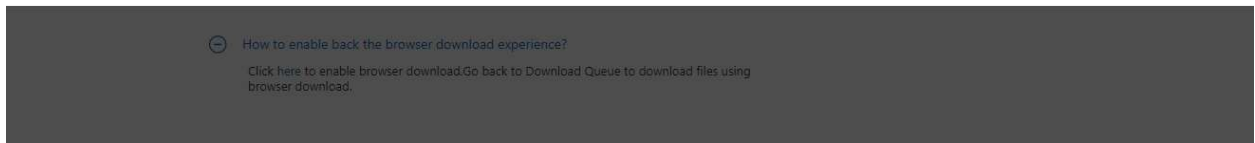


3. Click on Click **here** link to enable browser download experience and click Ok.

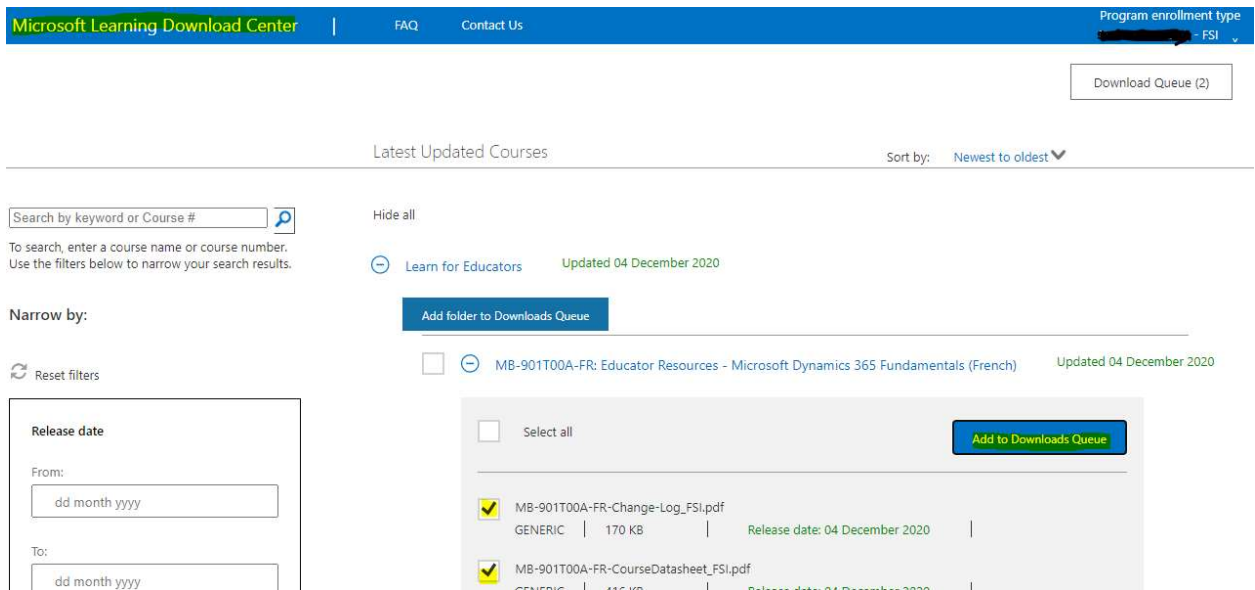




Click OK to proceed to enable the default browser download. If you wish to use LDM for downloads in future, please refer to the LDM section in FAQ.



4. Navigate to home by clicking – “Microsoft Learning Download Center”
5. Select content to download and click on the “Add to Download Queue”



6. Click on the Download Queue (2) , where it takes to actual download for selected files.



7. Click on the download icon. Files should be downloaded at the local machin downlod folder.








Microsoft Learning Download Center | [FAQ](#) [Contact Us](#) Program enrollment type **FSI** ▾

Download Queue


[Download History](#) [Back to courses](#)



[Remove](#) [Download](#)

ALERT: There has been some issue identified and fixed with LDM. Please **uninstall** the LDM through control panel and click [here](#) to install the latest version. Apologies for the inconvenience. The later versions of LDM should be able to update through automatic update prompts and would not require the manual uninstall step.

			MB-901T00A-FR: Educator Resources - Microsoft Dynamics 365 Fundamentals (French)
			MB-901T00A-FR-Change-Log_FSI.pdf
			MB-901T00A-FR-CourseDatasheet_FSI.pdf

[Remove all](#)

[Terms & Conditions](#) | [Terms of Use](#) | [Privacy Statement](#) © 2020 Microsoft 

 MB-901T00A-FR-C...pdf ^  MB-901T00A-FR-C...pdf ^ [Show all](#) ×