



Analytics Turbo

by **INNOVOCO**

100% of Power BI customers require support for their environment; if you're looking for an extra hand, why not partner with the best?


2020





INNOVOCO

Innovation in Analytics

Innovoco implements intuitive and innovative solutions in the field of Business Intelligence & Data Analytics for companies of all sizes across all industries and locations. We leverage industry-leading platforms to streamline and automate data collection, ingestion, and transformation to empower people across organizations to focus on generating insights from their data.

 **United States**
Headquarters: Miami

 **Canada**
Headquarters: Toronto

 **South America**
Headquarters: Colombia



Support &
Managed Services



Data
Governance &
MDN



BI Development &
Implementations



Custom
Extensions &
Connectors



DataOps



Data
Architecture


Infrastructure Design &
Technology Selection

Analytics

Data Integration

Managed Services

Industry Leading Partnerships



INNOVOCO
Innovation in Analytics

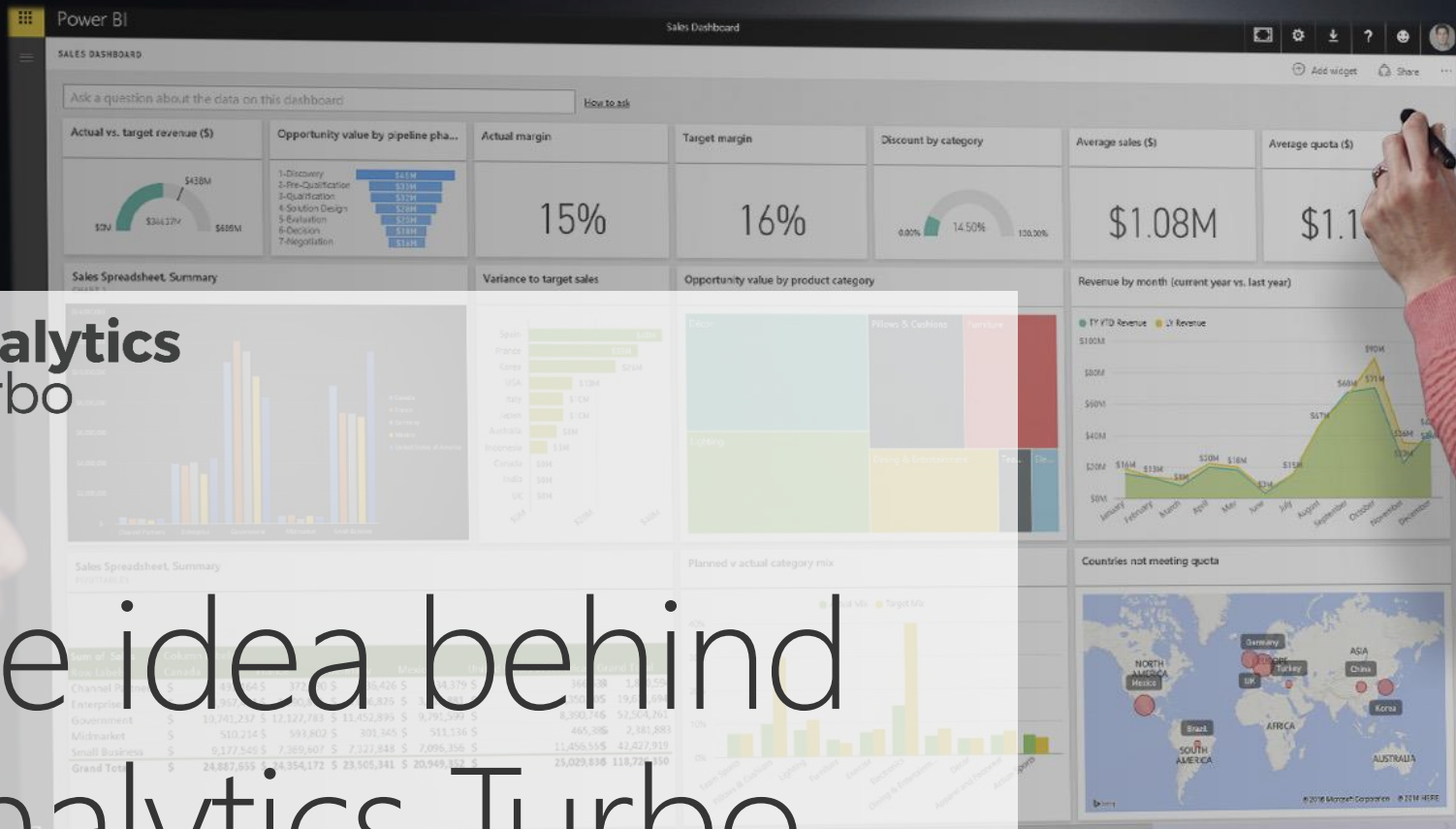


300+ Implementations





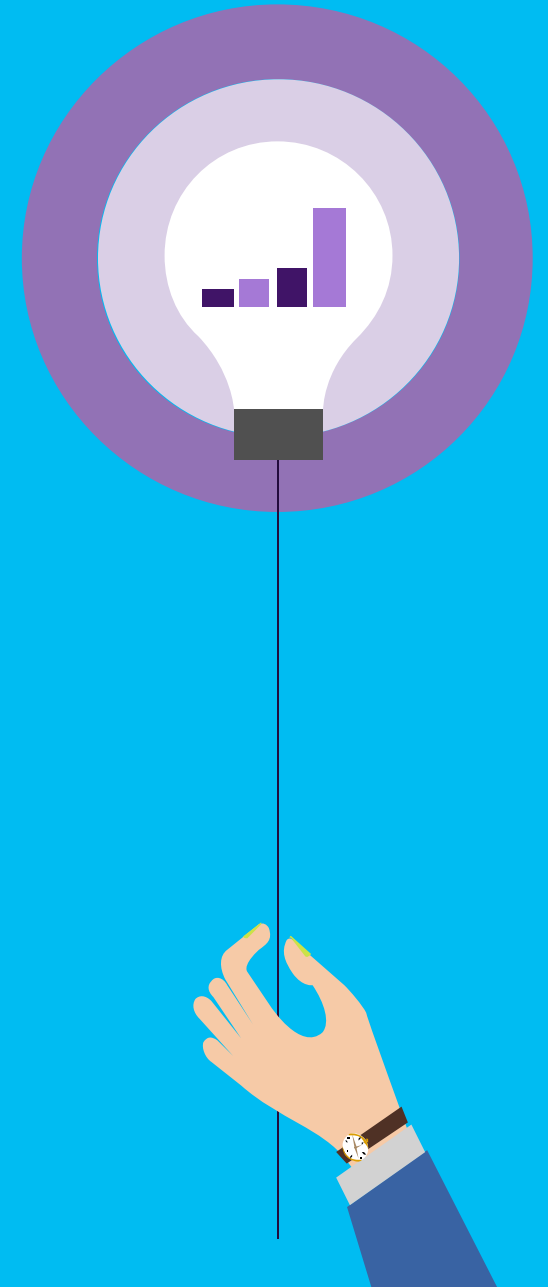
The idea behind Analytics Turbo





Analytics Turbo is the result of many years of experience working with **Power BI Customers, implementing Microsoft products**, and assisting **Business Intelligence endeavours** that drive business results for our clients.

Our comprehensive and proven service offering leverages the benefits of having an **experienced support partner** to contribute to the overall management of your Power BI environment **easily and cost-effectively**, without having to hire specialized or additional resources.





What is Analytics Turbo



Analytics Turbo is a powerful combination of **professional support services** and the **best-in-class features and tools** that extend your Power BI out of the box capabilities to:

- Reduce maintenance, support, and deployment costs
- Boost development speed
- Accelerate user adoption
- Stay one step ahead of your competitors



Analytics Turbo is all about performance, better user experience, and the most cost-effective way to achieve it.

Support

Get optimal performance and the best possible experience from your Power BI environment.

- +
- +
- Ongoing support activities
- Assistance when an event occurs
- Proactive partnership based on a **predictive** support offering

Analytics Turbo Support



Add-on Features

Redefine the boundaries of your Power BI applications and see how your wish-list of functionalities comes true

Support

We fully support and maintain your existing Power BI environment ensuring industry best standards are applied. Our Support offering considers 4 core areas:



ETL



Database



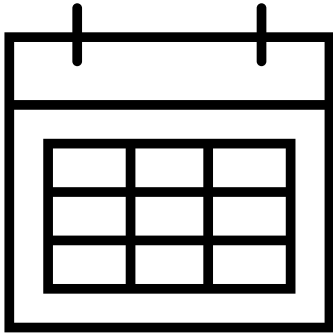
Data



Reporting

Managed Support

Daily Tasks



Overall Benefits:

Increase system awareness

Increase stability

Improve reports and dashboards
availability


Daily activities focus on Node Health and Task review considering both live data and historical data.

Goal: Provide relevant information on node health and task performance related to running time and failures while identifying trends over time.

Metrics | Workloads | Capacities

Managed Support

Weekly Tasks



Overall Benefits:

- Reduce reaction times
- Decrease redundancy
- Optimize concurrency
- Anomaly detection
- Optimization of data models
- Load balancing visibility/validation
- Reduce task failures
- Increase consistency

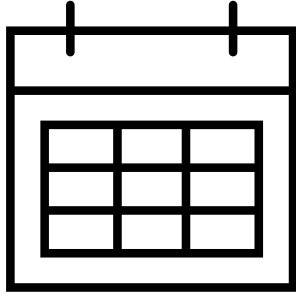
Weekly activities focus on Security Rules, Threshold Monitoring, and License Allocation.

Goal: Identify performance triggers and fine-tune thresholds while following best practices and establishing standards.

Data Connections | Metadata | Disk Space | Details of Usage

Managed Support

Monthly Tasks



Overall Benefits:

- Enable auditing
- Ensure Security
- Increase focus
- Increase performance
- Increase analysis within Power BI
- Decrease redundancy
- Improves fault tolerance


Monthly activities focus on analyzing flags and trends to provide recommendations.

Goal: Audit the Power BI environment to take actions, recommend changes, and advise on performance and scalability.

Data Connections | Security Rules | User Access | Licensing |
Disk Space | Data Exports | Backups

Managed Support

Quarterly Tasks



Overall Benefits:

Improve adoption & focus

Increase stability

Decrease upgrade maintenance/time

Reduce storage costs

Simplify troubleshooting

Increase Data Consistency

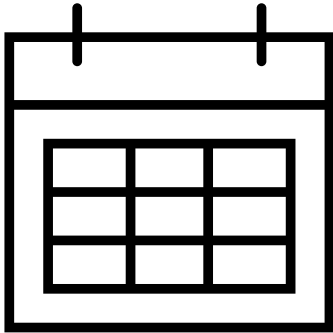
Quarterly activities focus on overall maintenance to remove unused reports/dashboards while analyzing App adoption based on telemetry.

Goal: Identify trends of usage to optimize workflows, carry on a cleanup process, create policies that lead to best practices, and recommend changes when necessary.

App Adoption | Load Balancing | Capacity Plan

Managed Support

Annual Tasks



Overall Benefits:

Enable new feature / functions

Ensure readiness

Provide documentation

Increase architectural knowledge

Plan for future deployments

- Plan Disaster Recovery
- Plan/Review Upgrade Strategy
- Practice Recovery Processes
- Review Architecture/Scale Plan



Add-on Features

List of Add-on Features



Innovoco Machine
Learning

AAS PRM - Partition
and Refresh Manager

Library of External
Data Sources



Workspace Backup

OCR Connector

Power BI Customer
Portal

Add-on Features




Write-Back Tool

Extend the BI functionality from traditionally being a read-only tool, to now being a tool that allows users to create, edit, and delete data within their dashboards and save these changes to the source database.




Innovoco Machine Learning

Leverage models that can process data on their own and uncover unexpected findings within Power BI. The analytical accuracy improves with each run as it teaches itself from the datasets it analyzes.



QVD to Power BI Connector

What used to be a time consuming and cumbersome process is now a simple and effective solution for Power BI apps to use Qlik datasets as data sources.



AAS PRM Partition and Refresh Manager

Allows automating the process of refreshing a specific time range or data in a specific partition (Historical data doesn't change). Less data to refresh reduces the overall consumption of memory and other resources, refreshes occur faster, and the process is more reliable.

Add-on Features



OCR Connector

Incorporate information trapped on pdf documents and images to your database with superior data security and ensure all your data is being considered in your analytics processes.




Power BI Customer Portal

Reduce deployment time and ensure better rollouts leveraging the benefits of Power BI Customer Portal. Display dashboards on customer-facing screens and/or employee-facing screens.



Workspace Backup

Do not risk your work and stability by overlooking the proper way to back up your infrastructure. We do it for you!




Library of External Data Sources

Incorporate external data feeds into your analytics processes and get access to insights that your competitors are missing.

Agile On-demand

Flexibility and ability to have at your disposal the best BI team in North America for any development work when required.

You literally pay only for what you use, for any development work needed on a monthly basis.



Questions & Next Steps

www.analyticsturbo.com