

Visual Financial Transactions Analysis

for Microsoft Dynamics 365 Business Central



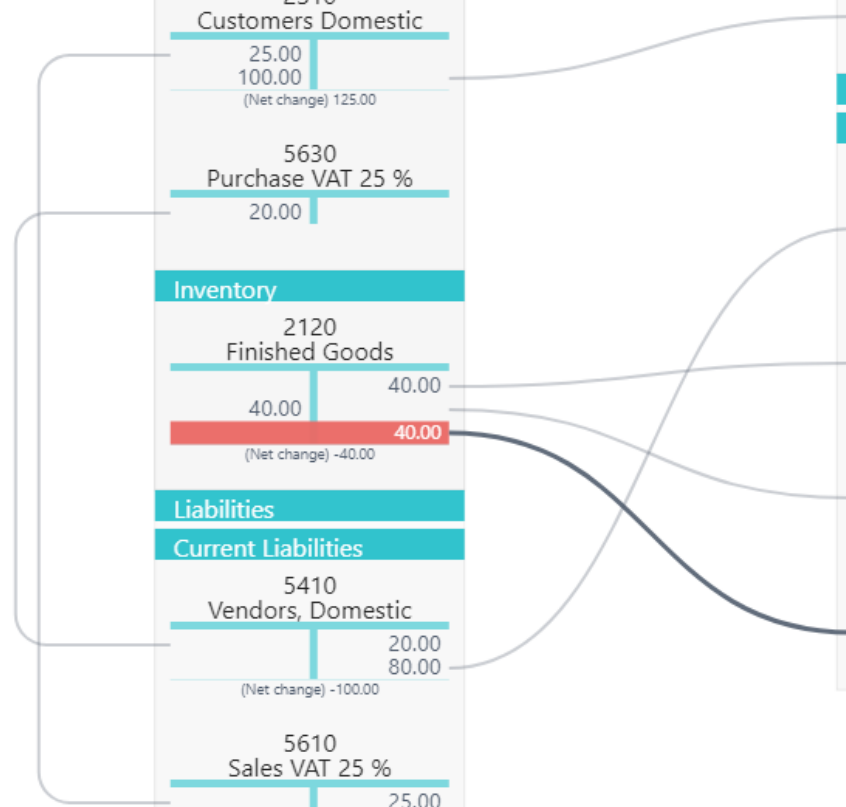
ExtensionsForce.com

Balance Sheet

Assets	
Current Assets	
Accounts Receivable	
2310	
Customers Domestic	
25.00	
100.00	
	(Net change) 125.00
5630	
Purchase VAT 25 %	
20.00	
Inventory	
2120	
Finished Goods	
40.00	40.00
	40.00
	(Net change) -40.00
Liabilities	
Current Liabilities	
5410	
Vendors, Domestic	
	20.00
	80.00
	(Net change) -100.00
5610	
Sales VAT 25 %	
	25.00

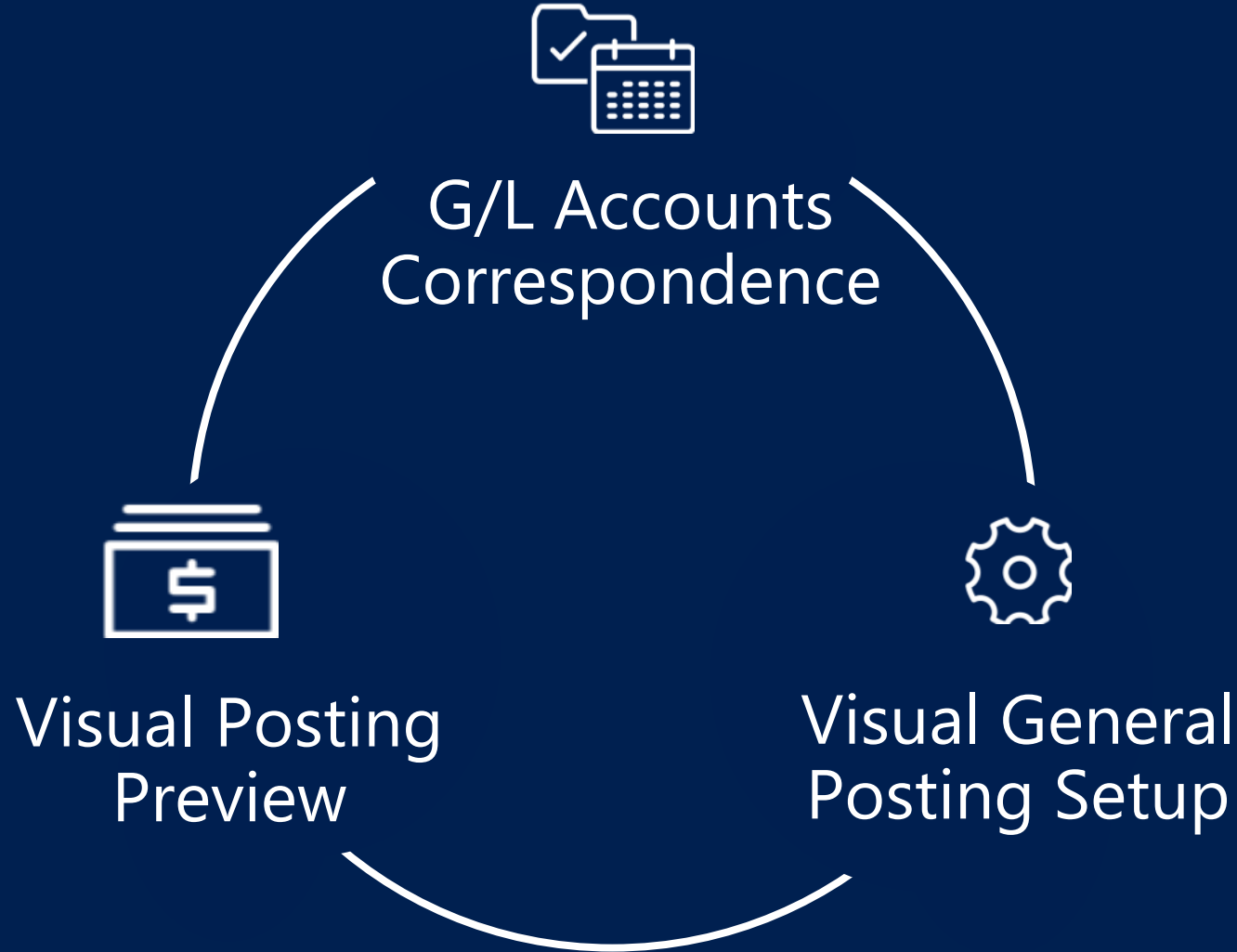
Income Statement

Income	
Income, Product Sales	
6110	
Sales, Retail - Dom.	
	100.00
Cost of Goods Sold	
Materials	
7110	
Purch., Retail - Dom.	
80.00	
7190	
Cost of Retail Sold	
40.00	
7191	
Direct Cost Applied, Retail	
	40.00
7193	
Purchase Variance, Retail	
	40.00



Inventory Account
 Debit:
 "Table: General Posting Setup" - "Field:
 Credit:
 "Table: Inventory Posting Setup" - "Field:"

Visual Financial Transactions Analysis



Sale Order Posting Preview Example

SALES ORDER | WORK DATE: 1/27/2022

101016 · The Cannon Group PLC

Process Release **Posting** Prepare Order ~~Request Approval~~ ~~Print Send~~ Navigate More options

Post... Post and New... Post and Send... **Preview Posting**

Customer Name: The Cannon Group PLC Due Date: 2/27/2022

Contact: Mr. Andy Teal Requested Delivery:

Posting Date: 2/2/2022 External Document:

Order Date: 1/27/2022

Lines Manage More options

Type	No.	Description	Location Code
→ Item	1920-S	ANTWERP Conference Table	RED

Subtotal Excl. VAT (...): 420.40 Total Excl. VAT (GBP): 378.36

Inv. Discount Amo...: 42.04 Total VAT (GBP): 94.59

Invoice Discount %: 10 Total Incl. VAT (GBP): 472.95

Invoice Details Show more

Customer Details

Customer No. The Cann

Name

Phone No.

Email

Financial Transactions Analysis

Actions Report

General

POSTING PREVIEW | WORK DATE: 1/27/2022

Search Show Related Entries Visual Analysis

Related Entries	No. of Entries
G/L Entry	7
Cust. Ledger Entry	1
VAT Entry	2
Detailed Cust. Ledg. Entry	1
Value Entry	1

Balance Sheet

Assets

Current Assets

Accounts Receivable

2310
Customers Domestic

367.85
105.10
(Net change) 472.95

Inventory

2110
Resale Items

328.00

Liabilities

Current Liabilities

5610
Sales VAT 25 %

10.51 | 105.10
(Net change) -94.59

Net change: 50.36

Income Statement

Income

Income, Product Sales

6110
Sales, Retail - Dom.

42.04
10.51
367.85
(Net change) -420.40

Sales Discounts

6910
Discount Granted

42.04

Cost of Goods Sold

Materials

7190
Cost of Retail Sold

328.00

Net change: -50.36

bc16w1/BC/?company=CRONUS International Ltd.&bookmark=29%3bJAAAAACLAQAAAAJ7BjEAMAAxADAAMQA2&page=42&i=8E&wid=k91br69q_2&sk=sr63722555636704992&runiframe=1#

Highlights

Accounts of Financial Statement

G/L Account Category and subcategory

Balance Sheet	
Assets	
Current Assets	
Accounts Receivable	
2310	
Customers Domestic	
25.00	
100.00	
(Net change) 125.00	
Inventory	
2110	
Resale Items	
80.00	80.00
(Net change) 0.00	
Liabilities	
Current Liabilities	
Vendors, Domestic	
5410	
Vendors, Domestic	
20.00	80.00
(Net change) -100.00	
Sales VAT 25 %	
5610	
Sales VAT 25 %	
	25.00

Net change: 20.00

Income Statement	
Income	
Income, Product Sales	
6110	
Sales, Retail - Dom.	
100.00	
Cost of Goods Sold	
Materials	
7110	
Purch., Retail - Dom.	
80.00	
Cost of Retail Sold	
7190	
Cost of Retail Sold	
80.00	
Direct Cost Applied, Retail	
7191	
Direct Cost Applied, Retail	
	80.00

Net change: -20.00

Financial Transaction

T-Account View

Financial Statements Net Change

Sales Accounts
Debit:
"Customer Posting Group" - "Receivables Account"
Credit:
"General Posting Setup" - "Sales Account"

Sale Order Posting Preview Example

SALES ORDER | WORK DATE: 1/27/2022

101016 · The Cannon Group PLC

Process Release **Posting** Prepare Order Request Approval Print/Send Navigate More options

Post... Post and New... Post and Send... **Preview Posting**

Customer Name: The Cannon Group PLC Due Date: 2/27/2022

Contact: Mr. Andy Teal Requested Delivery: []

Posting Date: 2/2/2022 External Document: []

Order Date: 1/27/2022

Lines Manage More options

Type	No.	Description	Location Code	Quantity	Qty. tc
→ Item	1920-S	ANTWERP Conference Table	RED	1	

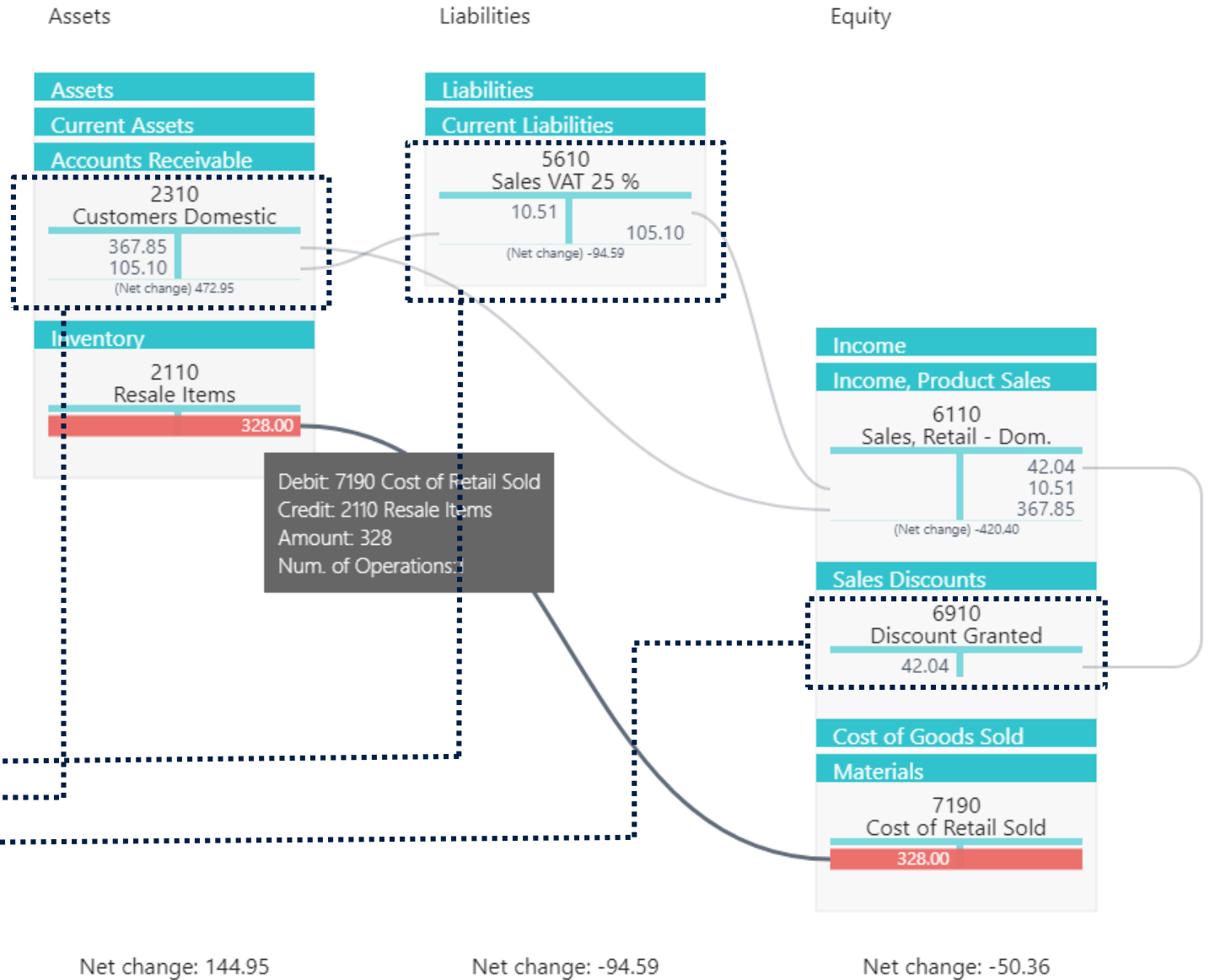
Subtotal Excl. VAT (...): 420.40 Total Excl. VAT (GBP): 378.36

Inv. Discount Amo...: 42.04 Total VAT (GBP): 94.59

Invoice Discount %: 10 Total Incl. VAT (GBP): 472.95

Invoice Details Show more

bc16w1/BC/?company=CRONUS International Ltd.&bookmark=29%3bJAAAAACLAQAAAAJ78jEAMAAxADAAMQA2&page=42&ti=8E&wid=k91br69q_2&sk=sr63



Sale Order Posting Preview Example

“Assets =
Liabilities +
Equity”
View


Assets	Liabilities	Equity																																				
<table border="1"> <thead> <tr><th>Assets</th></tr> </thead> <tbody> <tr><th>Current Assets</th></tr> <tr><th>Accounts Receivable</th></tr> <tr><td>2310</td></tr> <tr><th>Customers Domestic</th></tr> <tr><td>367.85</td></tr> <tr><td>105.10</td></tr> <tr><td>(Net change) 472.95</td></tr> <tr><th>Inventory</th></tr> <tr><td>2110</td></tr> <tr><th>Resale Items</th></tr> <tr><td>328.00</td></tr> </tbody> </table>	Assets	Current Assets	Accounts Receivable	2310	Customers Domestic	367.85	105.10	(Net change) 472.95	Inventory	2110	Resale Items	328.00	<table border="1"> <thead> <tr><th>Liabilities</th></tr> </thead> <tbody> <tr><th>Current Liabilities</th></tr> <tr><td>5610</td></tr> <tr><th>Sales VAT 25 %</th></tr> <tr><td>10.51</td></tr> <tr><td>105.10</td></tr> <tr><td>(Net change) -94.59</td></tr> </tbody> </table>	Liabilities	Current Liabilities	5610	Sales VAT 25 %	10.51	105.10	(Net change) -94.59	<table border="1"> <thead> <tr><th>Income</th></tr> </thead> <tbody> <tr><th>Income, Product Sales</th></tr> <tr><td>6110</td></tr> <tr><th>Sales, Retail - Dom.</th></tr> <tr><td>42.04</td></tr> <tr><td>10.51</td></tr> <tr><td>367.85</td></tr> <tr><td>(Net change) -420.40</td></tr> <tr><th>Sales Discounts</th></tr> <tr><td>6910</td></tr> <tr><th>Discount Granted</th></tr> <tr><td>42.04</td></tr> <tr><th>Cost of Goods Sold</th></tr> <tr><th>Materials</th></tr> <tr><td>7190</td></tr> <tr><th>Cost of Retail Sold</th></tr> <tr><td>328.00</td></tr> </tbody> </table>	Income	Income, Product Sales	6110	Sales, Retail - Dom.	42.04	10.51	367.85	(Net change) -420.40	Sales Discounts	6910	Discount Granted	42.04	Cost of Goods Sold	Materials	7190	Cost of Retail Sold	328.00
Assets																																						
Current Assets																																						
Accounts Receivable																																						
2310																																						
Customers Domestic																																						
367.85																																						
105.10																																						
(Net change) 472.95																																						
Inventory																																						
2110																																						
Resale Items																																						
328.00																																						
Liabilities																																						
Current Liabilities																																						
5610																																						
Sales VAT 25 %																																						
10.51																																						
105.10																																						
(Net change) -94.59																																						
Income																																						
Income, Product Sales																																						
6110																																						
Sales, Retail - Dom.																																						
42.04																																						
10.51																																						
367.85																																						
(Net change) -420.40																																						
Sales Discounts																																						
6910																																						
Discount Granted																																						
42.04																																						
Cost of Goods Sold																																						
Materials																																						
7190																																						
Cost of Retail Sold																																						
328.00																																						
Net change: 144.95	Net change: -94.59	Net change: -50.36																																				

Debit: 7190 Cost of Retail Sold
Credit: 2110 Resale Items
Amount: 328
Num. of Operations:1

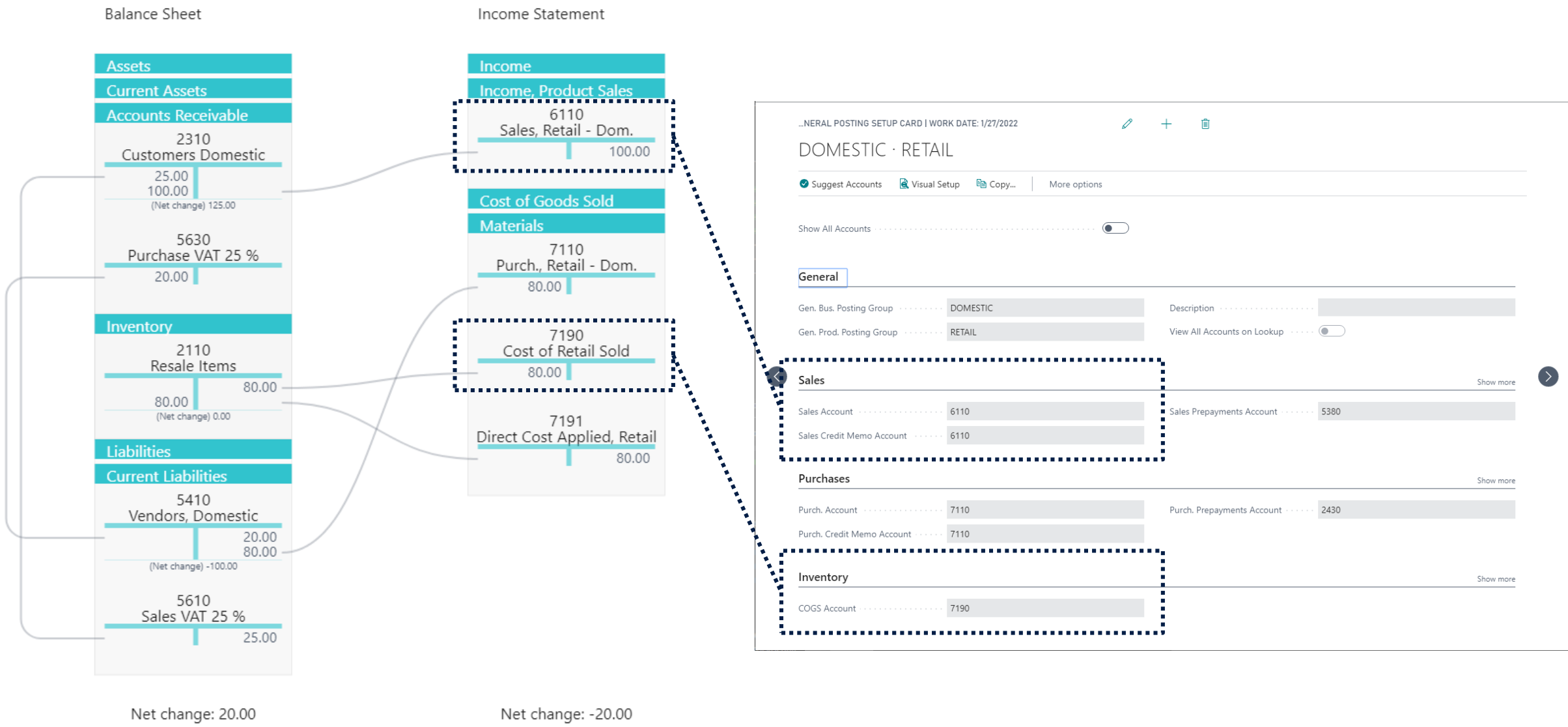
Equity
Accounts

Net Income

Transaction
Comment



Change View of Posting Setup Process



Posting Groups Setup View

Gen. Bus. & Prod. Posting Groups

Sale financial transactions

...AL GROUPS SETUP ANALYSIS | WORK DATE: 1/27/2022

DOMESTIC · RETAIL

Actions Report

General Posting Groups > DOMESTIC RETAIL

Example Setup Show less

Sale <input checked="" type="checkbox"/>	Purchase <input type="checkbox"/>
Sell-to Customer No. 10000	Buy-from Vendor 10000
Sell-to Customer Name The Cannon Group PLC	Buy-from Vendor Name London Postmaster
Sale Price 100.00	Purchase Price 80.00
Sale Price Inc. VAT <input type="checkbox"/>	Purchase Price Inc. VAT <input type="checkbox"/>
Invoice Discount 10% <input checked="" type="checkbox"/>	Invoice Discount % <input type="checkbox"/>
Line Discount 10% <input type="checkbox"/>	Line Discount % <input type="checkbox"/>
Item 80013	Standard cost 40.00

G/L Transactions Example

Balance Sheet Income Statement

Balance Sheet

Assets
Current Assets
Accounts Receivable
2310 Customers Domestic
25.00
87.50
(Net change) 112.50
Inventory
2110 Resale Items
80.00
Liabilities
Current Liabilities
5610 Sales VAT 25 %
2.50
25.00
(Net change) -22.50

Income Statement

Income
Income, Product Sales
6110 Sales, Retail - Dom.
10.00
2.50
87.50
(Net change) -100.00
Sales Discounts
6910 Discount Granted
10.00
Cost of Goods Sold
Materials
7190 Cost of Retail Sold
80.00

Net change: 10.00

Net change: -10.00

Posting Groups Setup View

Gen. Bus. & Prod. Posting Groups

...AL GROUPS SETUP | ANALYSIS | WORK DATE: 1/27/2022

DOMESTIC · RETAIL

Actions Report

General Posting Groups > DOMESTIC RETAIL

Example Setup

Sale <input checked="" type="checkbox"/>	Purchase <input checked="" type="checkbox"/>
Sell-to Customer No. 10000	Buy-from Vendor 10000
Sell-to Customer Name The Cannon Group PLC	Buy-from Vendor Name London Postmaster
Sale Price 100.00	Purchase Price 80.00
Sale Price Inc. VAT <input type="checkbox"/>	Purchase Price Inc. VAT <input type="checkbox"/>
Invoice Discount 10% <input checked="" type="checkbox"/>	Invoice Discount % <input type="checkbox"/>
Line Discount 10% <input type="checkbox"/>	Line Discount % <input type="checkbox"/>
Item 80013	Standard cost 40.00

G/L Transactions Example

Balance Sheet Income Statement

Sale and Purchase Transactions

<p>Balance Sheet</p> <table border="1"> <tr><td>Assets</td></tr> <tr><td>Current Assets</td></tr> <tr><td>Accounts Receivable</td></tr> <tr><td>2310 Customers Domestic</td></tr> <tr><td>25.00</td></tr> <tr><td>87.50</td></tr> <tr><td>(Net change) 112.50</td></tr> <tr><td>5630 Purchase VAT 25 %</td></tr> <tr><td>20.00</td></tr> <tr><td>Inventory</td></tr> <tr><td>2110 Resale Items</td></tr> <tr><td>80.00</td></tr> <tr><td>80.00</td></tr> <tr><td>(Net change) 0.00</td></tr> <tr><td>Liabilities</td></tr> <tr><td>Current Liabilities</td></tr> <tr><td>5410 Vendors, Domestic</td></tr> <tr><td>20.00</td></tr> <tr><td>80.00</td></tr> <tr><td>(Net change) -100.00</td></tr> <tr><td>5610 Sales VAT 25 %</td></tr> <tr><td>2.50</td></tr> <tr><td>25.00</td></tr> <tr><td>(Net change) -22.50</td></tr> </table> <p>Net change: 10.00</p>	Assets	Current Assets	Accounts Receivable	2310 Customers Domestic	25.00	87.50	(Net change) 112.50	5630 Purchase VAT 25 %	20.00	Inventory	2110 Resale Items	80.00	80.00	(Net change) 0.00	Liabilities	Current Liabilities	5410 Vendors, Domestic	20.00	80.00	(Net change) -100.00	5610 Sales VAT 25 %	2.50	25.00	(Net change) -22.50	<p>Income Statement</p> <table border="1"> <tr><td>Income</td></tr> <tr><td>Income, Product Sales</td></tr> <tr><td>6110 Sales, Retail - Dom.</td></tr> <tr><td>10.00</td></tr> <tr><td>2.50</td></tr> <tr><td>87.50</td></tr> <tr><td>(Net change) -100.00</td></tr> <tr><td>Sales Discounts</td></tr> <tr><td>6910 Discount Granted</td></tr> <tr><td>10.00</td></tr> <tr><td>Cost of Goods Sold</td></tr> <tr><td>Materials</td></tr> <tr><td>7110 Purch., Retail - Dom.</td></tr> <tr><td>80.00</td></tr> <tr><td>Cost of Retail Sold</td></tr> <tr><td>7190 Cost of Retail Sold</td></tr> <tr><td>80.00</td></tr> <tr><td>Direct Cost Applied, Retail</td></tr> <tr><td>7191 Direct Cost Applied, Retail</td></tr> <tr><td>80.00</td></tr> </table> <p>Net change: -10.00</p>	Income	Income, Product Sales	6110 Sales, Retail - Dom.	10.00	2.50	87.50	(Net change) -100.00	Sales Discounts	6910 Discount Granted	10.00	Cost of Goods Sold	Materials	7110 Purch., Retail - Dom.	80.00	Cost of Retail Sold	7190 Cost of Retail Sold	80.00	Direct Cost Applied, Retail	7191 Direct Cost Applied, Retail	80.00
Assets																																													
Current Assets																																													
Accounts Receivable																																													
2310 Customers Domestic																																													
25.00																																													
87.50																																													
(Net change) 112.50																																													
5630 Purchase VAT 25 %																																													
20.00																																													
Inventory																																													
2110 Resale Items																																													
80.00																																													
80.00																																													
(Net change) 0.00																																													
Liabilities																																													
Current Liabilities																																													
5410 Vendors, Domestic																																													
20.00																																													
80.00																																													
(Net change) -100.00																																													
5610 Sales VAT 25 %																																													
2.50																																													
25.00																																													
(Net change) -22.50																																													
Income																																													
Income, Product Sales																																													
6110 Sales, Retail - Dom.																																													
10.00																																													
2.50																																													
87.50																																													
(Net change) -100.00																																													
Sales Discounts																																													
6910 Discount Granted																																													
10.00																																													
Cost of Goods Sold																																													
Materials																																													
7110 Purch., Retail - Dom.																																													
80.00																																													
Cost of Retail Sold																																													
7190 Cost of Retail Sold																																													
80.00																																													
Direct Cost Applied, Retail																																													
7191 Direct Cost Applied, Retail																																													
80.00																																													

G/L Accounts Correspondence Analysis

Dynamics 365 Business Central

CRONUS International Ltd. | Finance | Cash Management | Sales | Purchasing | Setup & Extensions | Intelligent Cloud Insights

Chart of Accounts: All | Search | New | Manage | Process | Report | Open in Excel | More options

No.	Name			Account Type	Totaling
1000	BALANCE SHEET			Heading	
1002	ASSETS			Begin-Total	
1003	Fixed Assets			Begin-Total	
1005	Tangible Fixed Assets			Begin-Total	
1100	Land and Buildings			Begin-Total	
1110	Land and Buildings	1,479,480.60	1,479,480.60	Balance Sh...	Posting
1120	Increases during the Year	147.73	147.73	Balance Sh...	Posting
1130	Decreases during the Year			Balance Sh...	Posting
1140	Accum. Depreciation, Buildings	-526,620.38	-526,620.38	Balance Sh...	Posting
1190	Land and Buildings, Total	953,007.95	953,007.95	Balance Sh...	End-Total 1100..1190
1200	Operating Equipment			Begin-Total	
1210	Operating Equipment	582,872.18	582,872.18	Balance Sh...	Posting
1220	Increases during the Year	25,116.00	25,116.00	Balance Sh...	Posting

Correspondence Analysis

View financial transactions that are related to the general ledger posting.

General Journal

Close Income Statement

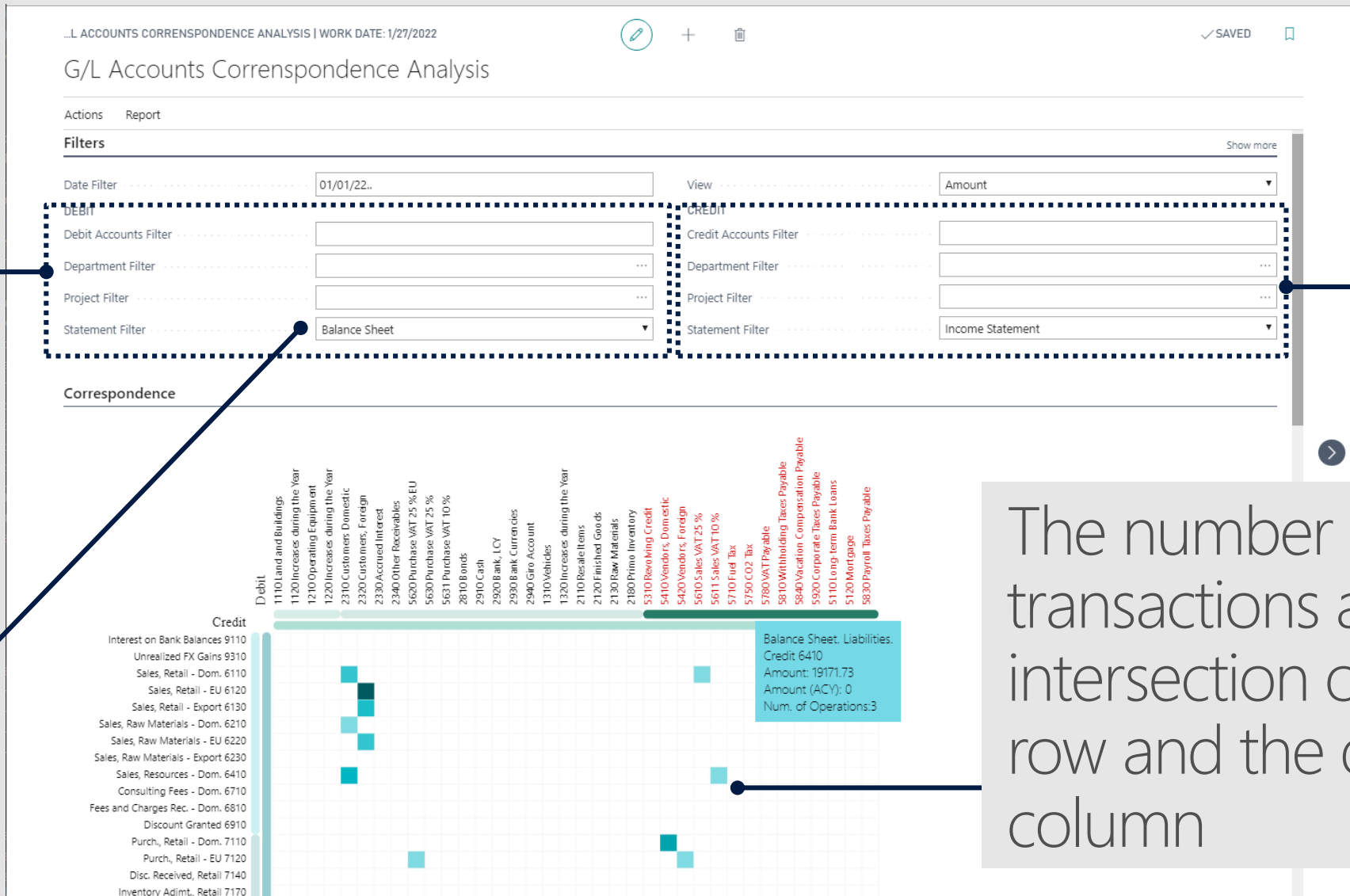
G/L Register

G/L Accounts Correspondence

Debit Filters

Debit Filters

Statement Filter



The number of transactions at the intersection of the credit row and the debit column

Visual Financial Transactions Analysis

Thank you



ExtensionsForce.com