




Windows Virtual Desktop


Solution Brief

The best virtual Windows and Office experience, delivered on Azure

 **Delivers the only multi-session Windows 10 experience**
Access the fully managed, always up to date, rich Windows user experience from any end-user device platform with your choice of virtualised OS, including Windows 7.
Client-like experience includes Cortana, Edge, desktop search, and Microsoft Store.
You have complete access control for security and cost efficiencies.

 **Enable optimizations for Office 365 ProPlus**
Deliver the best Office 365 ProPlus experience in a multi-session environment to your users. New Container technology enables fast load times and provide a performant experience for Outlook, OneDrive, Cortana, Search, Skype. Create persistent and non-persistent environments, Virtualise entire desktop or select applications only.

 **Deploy and scale in minutes**
Manage users and security via a unified administrative interface in the Azure Portal. Use familiar tools like Rest API & PowerShell to customize setup, deployment & UI. Dynamically scale virtual machines using depth-first or breadth-first load balancing. Benefit from the integrated security and management of Microsoft 365 and rich partner solutions.

 **Migrate your existing Windows Server (RDS) desktops and apps to Azure**
Bring existing Remote Desktop Services (RDS) and Windows Server desktops and apps to any computer. Reduce costs through unified management and deployment experience for Windows Server, Windows 10, and Windows 7 desktops and apps. Benefit from free Extended Security Updates for Windows Server 2008 and 2008 R2 desktops and apps.

Access to Windows Virtual Desktop

1. Windows Virtual Desktop is available to you at no additional cost if you have an eligible M365 license. Just pay for the Azure resources required.

To run Windows 10 multi-session, Windows 10 or Windows 7, you need one of:

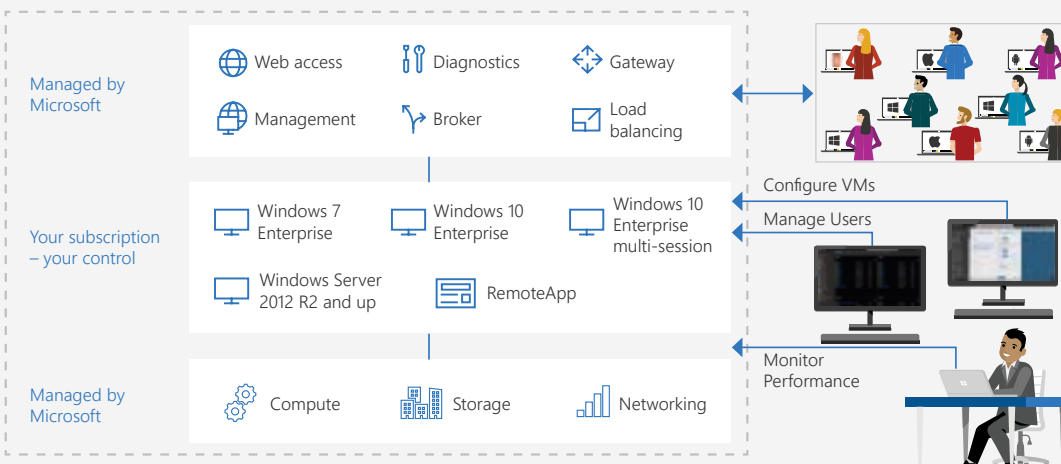
- Microsoft 365 F1, E3, E5, A3, A5, Business
- Windows 10 Education A3, A5
- Windows 10 Enterprise E3, E5
- Windows 10 VDA per user

To run Windows Server 2012 R2, 2016, 2019, you need:

Remote Desktop Services (RDS) Client Access License (CAL) with active Software Assurance (SA)

2. Setup your Azure subscription

Choose your virtual machines (VMs) and storage. Optimise costs via Reserved Instances (up to 72 percent discount) and by using multi-session Windows 10.



Take the self-assessment to see if Windows Virtual Desktop is right for you:

- You need the ability to add users quickly and easily
- You need to scale efficiently on demand
- Your end-users need a seamless rich client experience with Outlook, Search, Cortana, OneDrive, and Skype
- You need to manage different deployment types across different deployment planes
- You need to bring Remote Desktop Services (RDS) to your users
- You need to support both persistent and non-persistent environments
- You need integrated security and management e.g. Microsoft 365, AAD
- You need to run Windows 7 legacy applications post upcoming Win 7 EOL
- You are in a regulated industry and need to meet strict compliance requirements
- Your virtual desktop journey requires reuse of existing investments (e.g. Citrix)
- You want to reduce management and deployment costs for Windows Server

Learn More



<https://bluechess.co.uk/windows-virtual-desktop/>