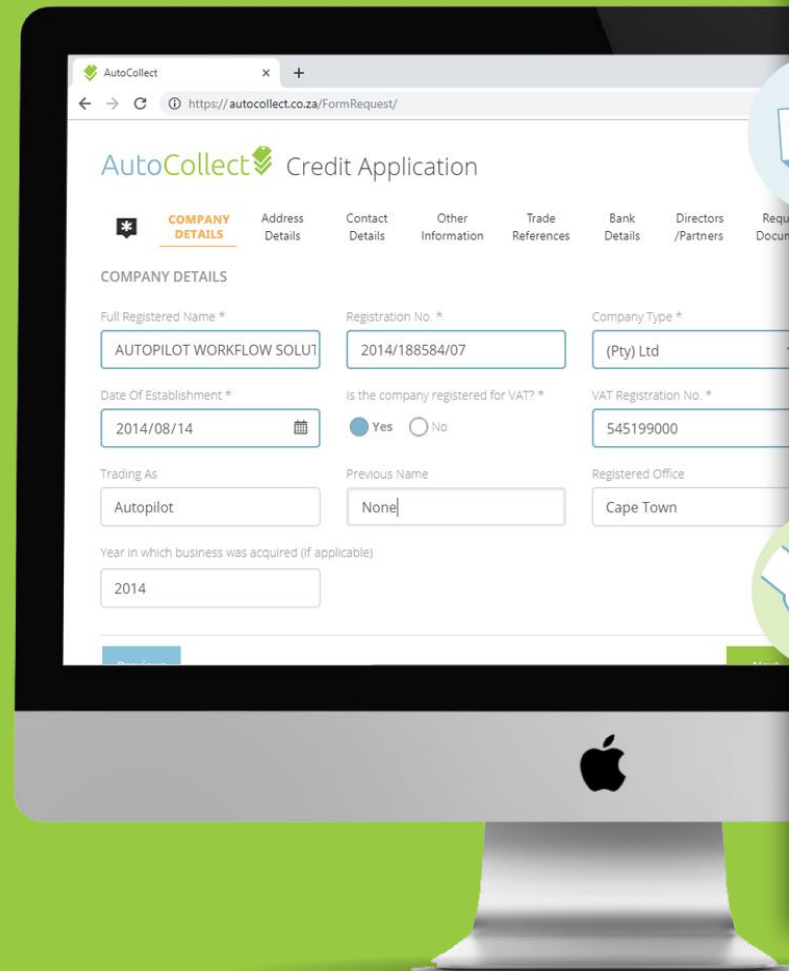


Streamline your onboarding process with

AutoCollect



The screenshot shows a web browser window with the URL <https://autocollect.co.za/FormRequest/>. The page title is "AutoCollect Credit Application". The form is divided into several sections: "COMPANY DETAILS", "Address Details", "Contact Details", "Other Information", "Trade References", "Bank Details", "Directors /Partners", and "Required Documents". The "COMPANY DETAILS" section is currently active and contains the following fields: "Full Registered Name *" (AUTOPILOT WORKFLOW SOLUTIONS), "Registration No. *" (2014/188584/07), "Company Type *" ((Pty) Ltd), "Date Of Establishment *" (2014/08/14), "Is the company registered for VAT? *" (Yes selected), "VAT Registration No. *" (545199000), "Trading As" (Autopilot), "Previous Name" (None), "Registered Office" (Cape Town), and "Year in which business was acquired (if applicable)" (2014).

Get customers, suppliers and employees onboard with less waste and more haste.

COLLECT...

data and documents from external parties using validated electronic forms

VERIFY...

information seamlessly against official sources like banks or utility providers.

DIGITALLY SIGN...

with transparent audit trails and accountability.

PROCESS

with consistent actions and reliable records.

AutoCollect

Get new customers, vendors and employees on board with less waste and more haste.



COLLECT...

data and documents from external parties using validated electronic forms.

VERIFY...

information seamlessly against official sources like banks or utility providers



DIGITALLY SIGN...

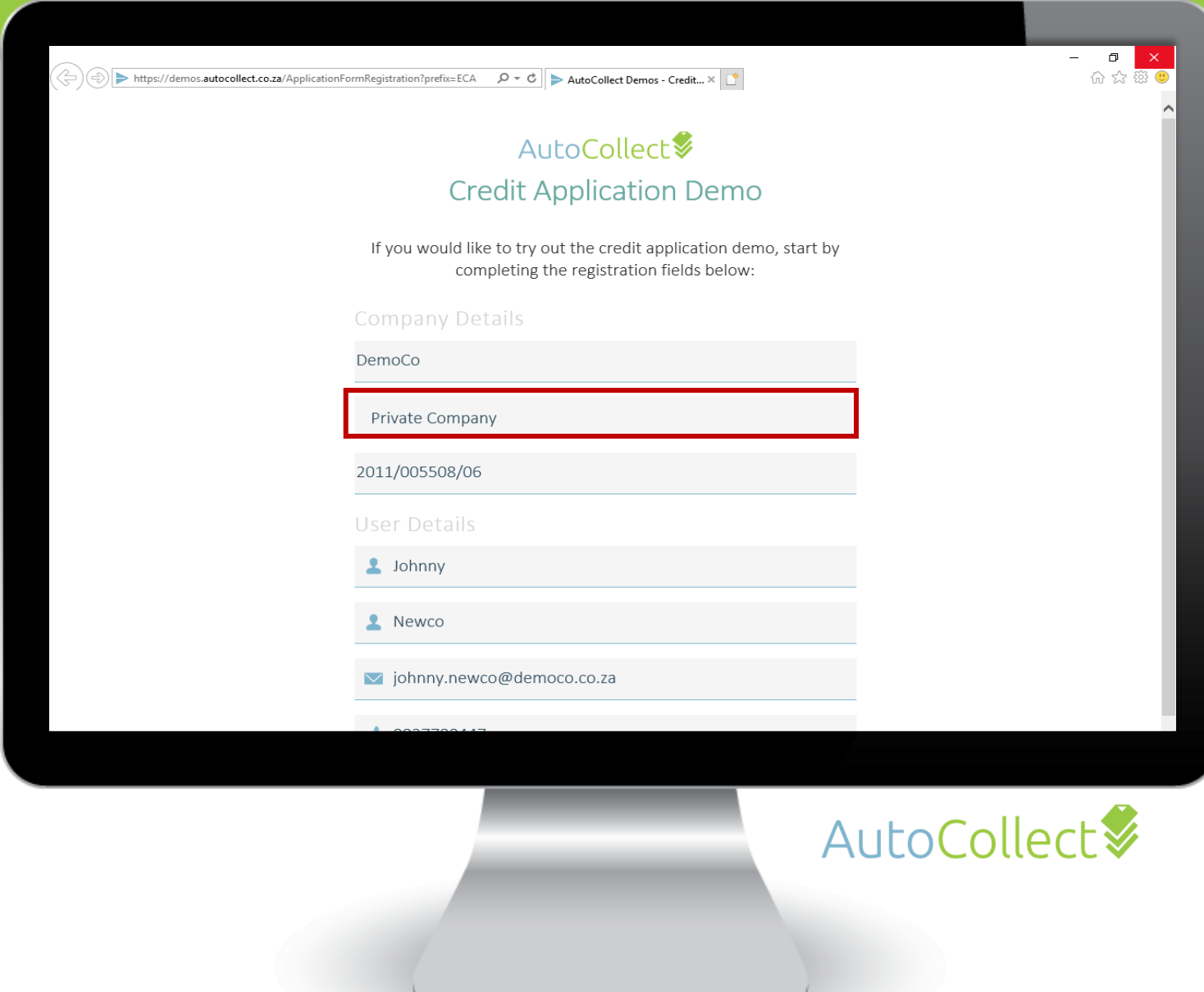
with transparent audit trails and accountability.

PROCESS

with consistent actions and reliable records.



Form displayed on company website



The image shows a computer monitor displaying a web browser window. The browser's address bar shows the URL: <https://demos.autocollect.co.za/ApplicationFormRegistration?prefix=ECA>. The page title is "AutoCollect Demos - Credit...". The main heading is "AutoCollect Credit Application Demo". Below the heading, there is a message: "If you would like to try out the credit application demo, start by completing the registration fields below:". The form is divided into two sections: "Company Details" and "User Details".

Company Details

- Company Name: DemoCo
- Company Type: **Private Company** (highlighted with a red box)
- Company ID: 2011/005508/06

User Details

- User Name: Johnny
- User Name: Newco
- Email: johnny.newco@democo.co.za
- Phone: 0827560117

The AutoCollect logo is visible in the bottom right corner of the monitor.

Client captures remaining information

https://democo.induction.co.za

InductionPack

DEMOCO

Employment Details **Personal Details** Contact Details Residential Address Postal Address Bank & Tax Details Required Documents

PERSONAL DETAILS

Title*	Known As *	Surname*
<input type="text" value="Ms"/>	<input type="text" value="Johnny"/>	<input type="text" value="Newguy"/>
First Names *	ID Number *	Race Group *
<input type="text" value="John"/>	<input type="text"/>	<input type="text"/>
Matriculated? *	Matriculated Year	NQF Level
<input type="radio"/> Yes <input type="radio"/> No	<input type="text"/>	<input type="text"/>
Marital Status *	Gender *	
<input type="text"/>	<input type="text"/>	
Are you a foreign national? *	If you are not a citizen by birth, please indicate the date you acquired your citizenship:	
<input type="radio"/> Yes <input type="radio"/> No	<input type="text"/>	
Do you have a disability? *	Specify the nature of your disability	
<input type="text"/>		

Actions Attachments Guidance

Read the instructions, then click on *Get Started*

Save Progress
Save your current progress. You can return to complete the request at a later stage.

Sign Documents
Once you have captured all your information, click here to start the document signing process.

AutoCollect

Client signs with electronic signature

The screenshot shows a web browser window with two tabs labeled 'Democo Induction'. The address bar displays 'https://democo.induction.co.za'. The main content area features a 'Drag and drop fields from the left panel onto the document' instruction. A modal dialog titled 'Adopt Your Signature' is open, prompting the user to 'Confirm your name, initials, and signature.' The dialog includes a 'Full Name*' field with the value 'Adam Shapiro' and an 'Initials*' field with the value 'AS'. Below these fields are two tabs: 'SELECT STYLE' (active) and 'DRAW'. The 'SELECT STYLE' tab shows a 'PREVIEW' section with a sample signature 'Adam Shapiro' and initials 'AS', both enclosed in a blue box. The preview also includes the text 'DocuSigned by:' and a long alphanumeric string '47764CF40D7049A...'. A 'Change Style' link is visible next to the preview. At the bottom of the dialog, there is a yellow 'ADOPT AND SIGN' button and a 'CANCEL' button. The background of the browser window shows a sidebar with a 'FIELDS' panel containing various form fields like 'Signature', 'Initial', 'Date Signed', 'Name', 'First Name', 'Last Name', 'Email Address', 'Company', 'Title', 'Text', and 'Checkbox'.

External (government) forms can be pre-populated

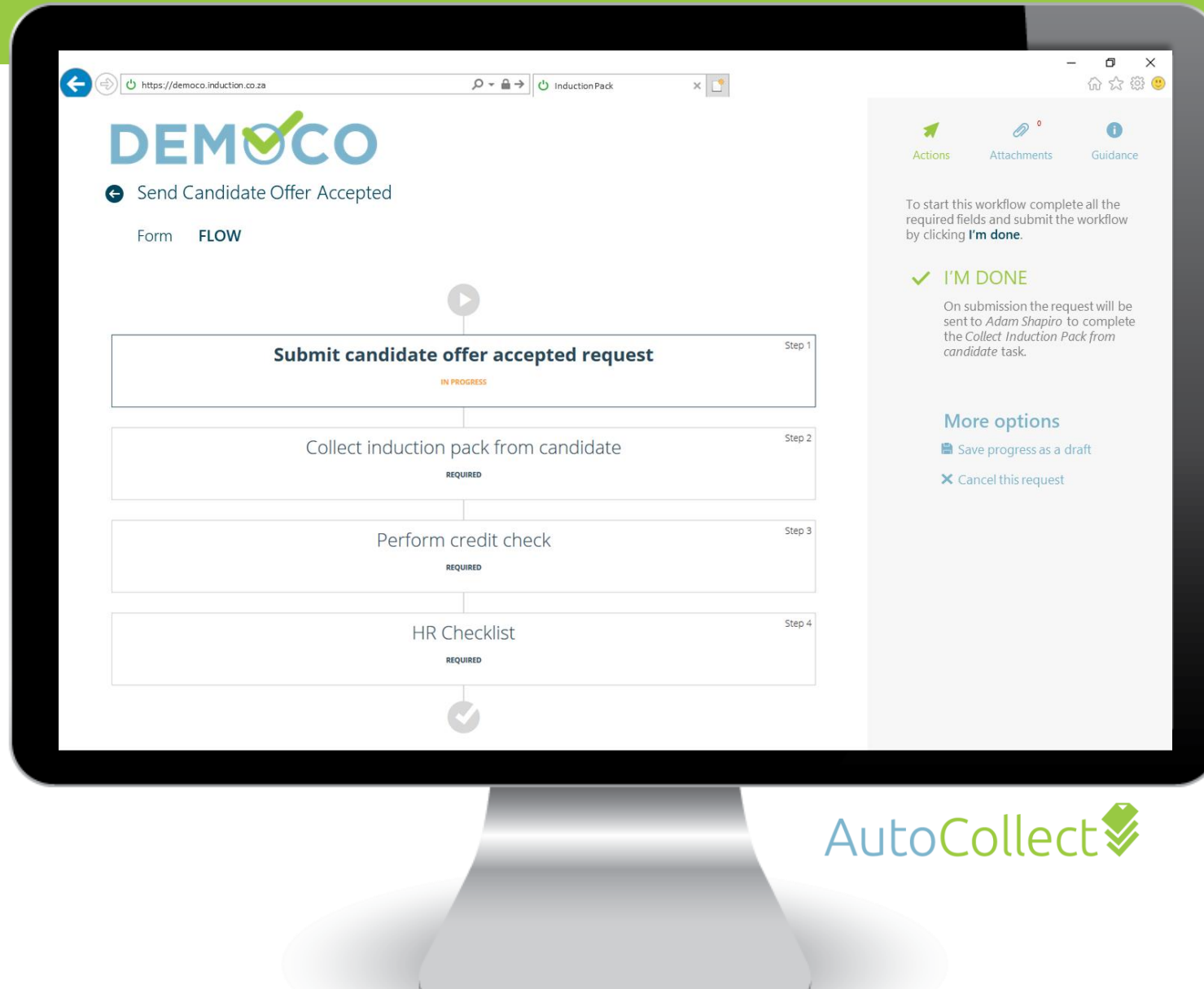
The screenshot shows a web browser window with two tabs labeled "Demo Induction". The address bar displays "https://demo.induction.co.za". The main content area shows a DocuSign envelope for a form titled "DECLARATION BY EMPLOYEE (Confidential)" from the "DEPARTMENT OF LABOUR". The envelope ID is "7BF8D95-678B-4456-89E6-A515264381A3". The form is pre-populated with the following information:

- Signature
- Initial
- Date Signed
- Name
- First Name
- Last Name
- Email Address
- Company
- Title
- Text
- Checkbox

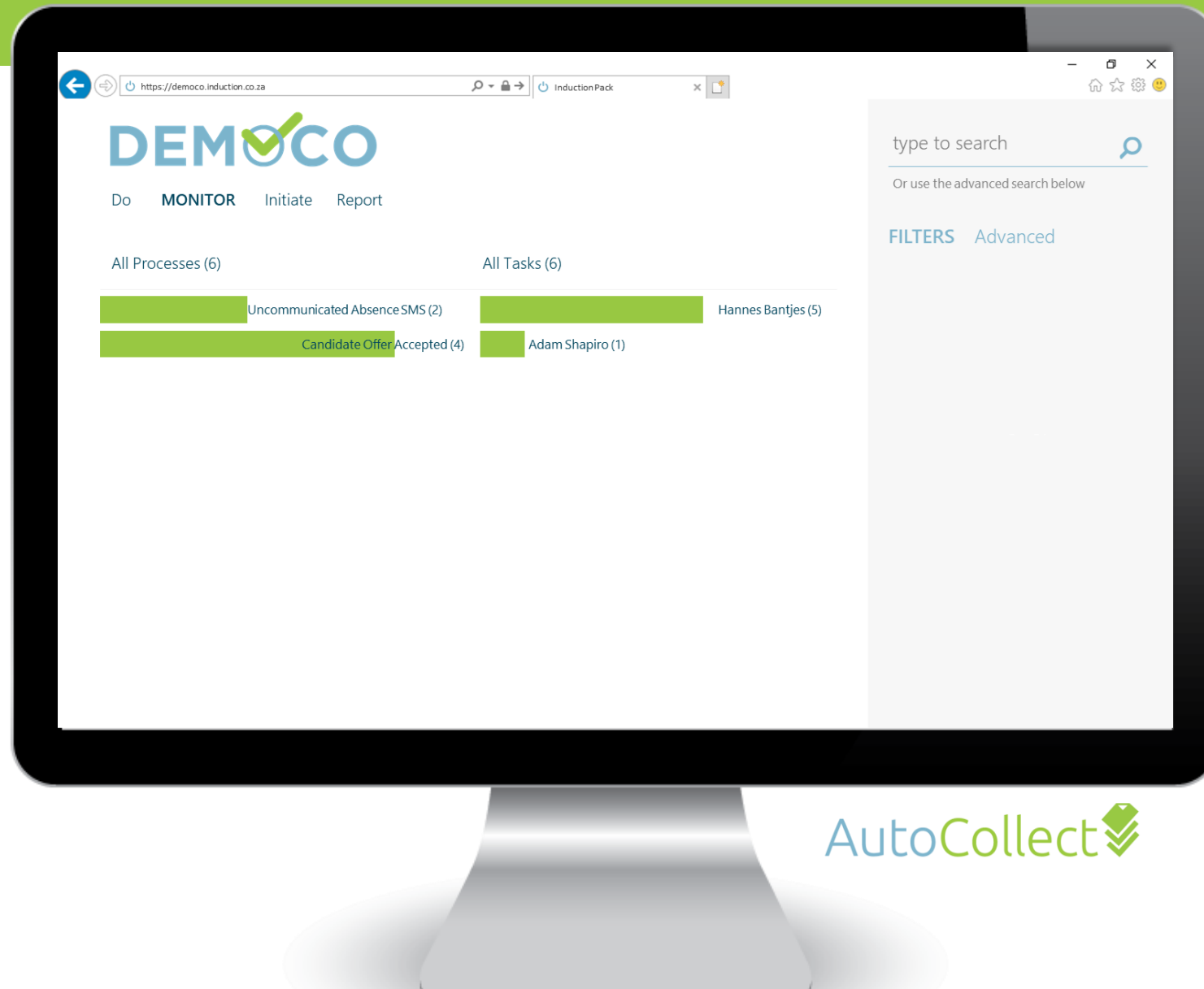
The form content includes a "PLEASE READ THIS FIRST" section, a "Purpose of this form" section, and a "Who fills in this form" section. The "Purpose of this form" section states: "This form is used to obtain information from employees for the purpose of assisting employers with conducting an analysis on the workforce profile. Employers should use this form to ascertain which employees are from designated groups in terms of the Employment Equity Act, 55 of 1996." The "Who fills in this form" section states: "Employers should fill in this form." The form is marked as "PAGE 1 OF 1" and "EEA1".

AutoCollect

Consistent flow



Clear dashboard



Accurate Reporting

The screenshot displays the 'Credit Application Report' interface in a web browser. The browser's address bar shows 'autocollectdemo.autopilot.co.za'. The page title is 'Credit Application Report'. Under the 'CRITERIA' section, the 'WORKFLOW CRITERIA' are defined by filters: 'Created By' (empty), 'Created Date From' (yyyy/mm/dd), 'Created Date To' (yyyy/mm/dd), 'Statuses' (In Progress), and 'Steps' (All). A date picker for April 2020 is visible. On the right, the 'FIELDS' section lists the data returned: Reference Number, Full Registered Name, Registration No., Company Type, VAT Registration No., and Status.

An Excel spreadsheet overlay is shown in the foreground, titled 'Credit Application Report_202005040815 - Read-Only - Excel'. The spreadsheet contains the following data:

	A	B	C	D	E	F
	Reference Number	Full Registered Name	Registration No.	Company Type	VAT Registration No.	Status
1	ECA0000355	CO PILOT CONSULTING (PTY)LTD	2018/094554/07	(Pty) Ltd	4020584697	In Progress
2	ECA0000356	AUTOPILOT WORKFLOW SOLUTIONS (PTY)LTD	2014/158504/07	(Pty) Ltd	40201968417	In Progress
3	ECA0000357	ACME BUILDERS (PTY) LTD	2014/158982/07	(Pty) Ltd	40201586218	In Progress
4	ECA0000358	PILOTFISH DIGITAL (PTY)LTD	2001/006604/07	(Pty) Ltd	4020558748	In Progress
5	ECA0000359	MOBENZI TECHNOLOGIES RF (PTY)LTD	2015/002582/07	(Pty) Ltd	4020194299	In Progress

Clientele

Autopilot ➤


Tongaat Hulett

 **Capsicum**
CULINARY STUDIO

 **3WAY** MARKETING

pilotfish ➡

\\ nologostudios

DALY

KEYRUS

AutoCollect

 **syntech**
LOVE TECHNOLOGY


CITRO**GOLD**

 **EDWOOD**
MARKETING

Features & Benefits

- Reduce risk
- Improve efficiency
- Great user experience
- Rapid deployment
- Low code
- Cloud based
- Integration into O365
- Mobile friendly
- Approve tasks by email
- Work remotely

Put your business on Autopilot ►



GREAT TO USE

Simple enough to start.
More powerful as you
progress.



MOBILE- OPTIMISED

Keep business flowing,
wherever you are.



CLOUD- BASED

No custom hardware.
No expensive installations.
Secure, backed up storage.
Access anywhere.



SUSTAINABLY PRICED

No more paying for what
you don't use. Monthly
transactional billing allows
you to scale up or scale
down with your business
needs.

Find out more, sign up or get in touch via

www.autopilot.co.za | adam@autopilot.co.za | +27 83 779 8848