

Would you like to reduce your Azure cloud spend by up to 30%?

Razor is a Cloud Cost Optimisation Programme consisting of a high-level analysis of your cloud environment meant to define how to lower resource costs while maintaining the same performance.

A cost-optimised system will fully utilise all resources, achieve an outcome at the lowest possible price point, and meet your functional requirements.

nubeGo is ready to plan, execute and put in place different cloud cost management actions. Our approach applies Public Cloud best practices recommended by the major Cloud Service Providers (CSPs).

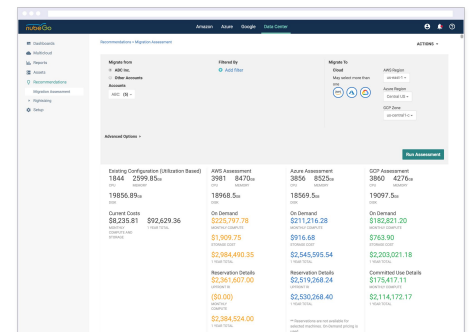
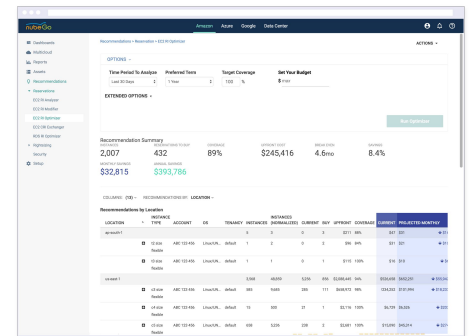
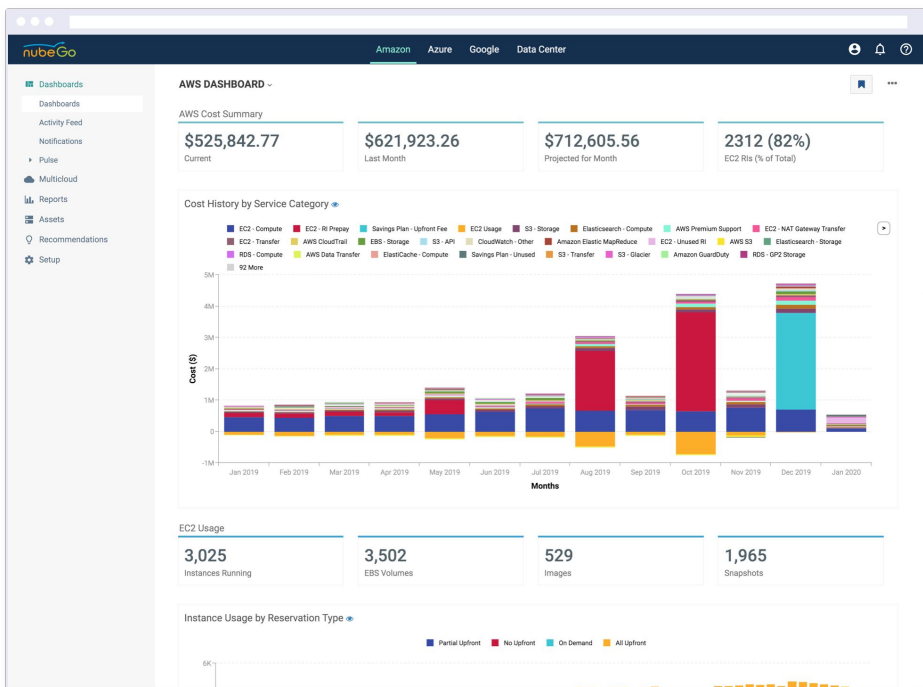
nubeGo will assign a Cloud Professional Certified Consultant to your business to spend 4 weeks working with your team. During this time, we will put a plan in place to tackle each cost-reduction opportunity available.

### Programme Pillars



- Cost-effective resources
- Matching supply with demand
- Expenditure awareness
- Optimising over time

## CloudHealth



# This is a risk-free programme

## What does this mean?

We only charge a percentage of your cost savings throughout the next year.

Once the programme's results have been obtained, we'll give you a detailed breakdown of all the cloud control actions needed to lower your costs.

## How does it work?

Similar to a Tax-Advisor, we charge only if we help you save money. There are no hidden fees.

As an example if you have a yearly bill of \$100,000 and we can reduce this to \$80,000 prorated during the first 4 weeks, then you will pay a fixed percentage of the \$20,000 savings in 12 instalments.

## Timeline



### Setup

nubeGo integrates your cloud accounts with CloudHealth in order to get detailed understanding of every asset deployed to date.

**Service Principal:** nubeGo request access using a Service Principal to connect to your Azure Billing

**IAM Permissions:** We need read-only permissions to the respective subscriptions.

**Reporting Platform Access:** We configure access to CloudHealth for you and your team so that you can access your reports 24/7.

### Visibility

nubeGo provides a detailed summary of your assets and generates reports which are daily updated with your current usage.

As a customer, you are able to visualise this and enable filters if you need to drill down and export in PNG or CSV format.

If you have enabled tagging for your assets, you can also build custom reports and compare between environments, projects, business units, etc.

### Analysis

During the analysis phase, nubeGo builds a detailed report which includes specific actions including names, region, availability zone for you to easily identify assets to be considered.

- Recommendations: Reservations (Reserved Instances)
- Recommendations: RightSize
- Recommendations: Elasticity
- Actions: Delete unnecessary Storage
- Actions: Terminate Instances unused
- Actions: Modify storage class

## Optional Add-On Services

**+1** If you need resources to implement the recommendations arising from the programme, nubeGo can provide you with a team of certified professionals to take care of this for you. For AWS, Google Cloud y/o Microsoft Azure.

**+2** If you'd like to continue using CloudHealth beyond your initial engagement with us, nubeGo can provide this service by charging only 5% monthly of your cloud provider infrastructure fees for managing and implementing the service for you. In case you have Azure as your cloud provider, nubeGo will manage your account billing for no extra charge.

**+3** If you'd like to get a more complete support offer from the nubeGo team, learn more about our NCMS (nubeGo Cloud Managed Services) offer!.



To know more visit our website [www.nubego.io/razor](http://www.nubego.io/razor)