


**Aptean Labeling**  
*for Food and Beverage*

# Efficient and Accurate Label Creation



## Your Information Should Be Accurate

By natively integrating with Microsoft Dynamics 365 Business Central, Aptean Labeling for Food and Beverage enables quick and simple label creation within the application—no coding or web development required. Plus, our system can pull data from almost anywhere, including customer name, shipping address, item number, lot number, nutritional values and ingredient details.

If your food and beverage business is like the rest of the industry, you're looking to simplify business processes and promote the use of mobile scanning solutions. Coding this information as a barcode and then labeling your products is a breeze using our solution. Once the output file is created with Aptean Labeling, simply send it to your external label printing software via an API and print.

## Print Labels According To Your Requirements

Aptean Labeling makes it easy for you to specify the content of your labels. Each label can contain data from multiple Dynamics 365 Business Central tables, and you can even select specific table fields to include. You can also add fixed text on each label to provide additional information. These design options support multi-language scenarios, allowing you to print labels in any customer's preferred language.

You also need to make sure the right labels print at the right time. Our label selection functionality lets you determine whether a particular label should be printed in all situations, or if it is unique to a particular combination of customers, vendors or item groups. Label printers can be set up per location, employee, bin code or work center, ensuring that your labels are printing exactly where and when they should.

←

LABEL

✎

+

🗑

✓ SAVED

🔗

ADRESS-SALES-WHSACT

Actions

Navigate

General

Label Code

ADRESS-SALES-WHSACT

Label Category

ADDRESS

Use Customer Language

ON

Description

Address label from warehouse activity

Show Dialog

ON

Status

Certified

Label Type

Shipment

Layout Code

ADRESS-SALES-WHSACT

Line

Manage

🔍

New Line

🗑

Delete Line

🔗

Set Relation

🔍

Set Filter

📄

Copy Label Lines

	Level	Source Type	Source No.	Source Name	Destination	Mandatory	New Label	Table Relation	Filters	Format Number	Caption
→	0	Table	5766	Warehouse Activity Header		<input type="checkbox"/>	<input type="checkbox"/>	—	Yes		
	1	Table	36	Sales Header		<input type="checkbox"/>	<input checked="" type="checkbox"/>	5766	No		
	2	Field	2	Sell-to Customer No.	Value	<input type="checkbox"/>	<input type="checkbox"/>	—	No		Sales Header.Sell-to Customer No.
	2	Field	3	No.	Value	<input type="checkbox"/>	<input type="checkbox"/>	—	No		Sales Header.No.
	2	Field	12	Ship-to Code	Value	<input type="checkbox"/>	<input type="checkbox"/>	—	No		Sales Header.Ship-to Code
	2	Field	13	Ship-to Name	Value	<input type="checkbox"/>	<input type="checkbox"/>	—	No		Sales Header.Ship-to Name
	2	Field	14	Ship-to Name 2	Value	<input type="checkbox"/>	<input type="checkbox"/>	—	No		Sales Header.Ship-to Name 2
	2	Field	15	Ship-to Address	Value	<input type="checkbox"/>	<input type="checkbox"/>	—	No		Sales Header.Ship-to Address
	2	Field	16	Ship-to Address 2	Value	<input type="checkbox"/>	<input type="checkbox"/>	—	No		Sales Header.Ship-to Address 2
	2	Field	17	Ship-to City	Value	<input type="checkbox"/>	<input type="checkbox"/>	—	No		Sales Header.Ship-to City
	2	Field	18	Ship-to Contact	Value	<input type="checkbox"/>	<input type="checkbox"/>	—	No		Sales Header.Ship-to Contact
	2	Field	41	Language Code	Value	<input type="checkbox"/>	<input type="checkbox"/>	—	No		Sales Header.Language Code
	2	Field	79	Sell-to Customer Name	Value	<input type="checkbox"/>	<input type="checkbox"/>	—	No		Sales Header.Sell-to Customer Name
	2	Field	80	Sell-to Customer Name 2	Value	<input type="checkbox"/>	<input type="checkbox"/>	—	No		Sales Header.Sell-to Customer Name 2
	2	Field	91	Ship-to Post Code	Value	<input type="checkbox"/>	<input type="checkbox"/>	—	No		Sales Header.Ship-to Post Code
	2	Field	92	Ship-to County	Value	<input type="checkbox"/>	<input type="checkbox"/>	—	No		Sales Header.Ship-to County
	2	Field	93	Ship-to Country/Region Code	Value	<input type="checkbox"/>	<input type="checkbox"/>	—	No		Sales Header.Ship-to Country/Region Code
	2	Field	100	External Document No.	Value	<input type="checkbox"/>	<input type="checkbox"/>	—	No		Sales Header.External Document No.
	1	Table	79	Company Information		<input type="checkbox"/>	<input type="checkbox"/>	—	No		
	2	Field	2	Name	Value	<input type="checkbox"/>	<input type="checkbox"/>	—	No		Company Information.Name
	2	Field	3	Name 2	Value	<input type="checkbox"/>	<input type="checkbox"/>	—	No		Company Information.Name 2
	2	Field	4	Address	Value	<input type="checkbox"/>	<input type="checkbox"/>	—	No		Company Information.Address
	2	Field	5	Address 2	Value	<input type="checkbox"/>	<input type="checkbox"/>	—	No		Company Information.Address 2
	2	Field	6	City	Value	<input type="checkbox"/>	<input type="checkbox"/>	—	No		Company Information.City
	2	Field	30	Post Code	Value	<input type="checkbox"/>	<input type="checkbox"/>	—	No		Company Information.Post Code

Each label includes fields from one or more tables, which can have defined relationships and be filtered to present specific values.

←

LABEL SELECTION

✎

+

🗑

✓ SAVED

🔗

LOT-SALES-ITEMTR-PCS

General

Show more

LABEL

Label Code

LOT-SALES-ITEMTR-PCS

Source Table

Tracking Specification

Label Type

Shipment

Label Category

ITEM

LABEL QUANTITY

Label Qty. Type

Item Quantity

Label Unit of Measure...

BOX

Label Qty.

1

ITEM

Item Type

Item Group

No.

WALMART

Description

Walmart Item Label Group

SOURCE

Source Type

Customer Group

Source No.

WALMART CG

Source Name

Walmart Customer Label Group

Label formats can be specified for different groups of customers, vendors and items.

Datasheet | Aptean Labeling for Food and Beverage

2

←

LABEL PRINTER SETUP

✓

SAVED

🔍

Search

+

New

📋

Edit List

🗑️

Delete

📄

Page

🔍

📋

Label Type ↑	Label Subtype ↑	Label Code ↑	Location Code ↑	Warehouse Employee ↑	Bin Code ↑	Work Center ↑	Printer Code
Receipt							PRINT 7
Shipment			APTEAN WM				PRINT 4
Shipment		SSCC-POSTED	APTEAN WMS				print 10
Shipment			APTEAN WMS				PRINT 2
Shipment			APTEAN WMS		COOL		PRINT 5
→ Shipment			APTEAN WMS	TWOUW	COOL		PRINT 3
Production Output						W000001	PRINT 6
Production Output						W000002	PRINT 8
Custom	70234053						PRINT 1

Configure unique label printing options by location, bin and more.

←

LABEL OUTPUT FILES

✓

SAVED

🔍

Search

+

New

📋

Edit List

🗑️

Delete

📄

Page

🔍

📋

LOT-OUTPUTJNL-ITEMTR · 04/16/20 02:27 PM

🔍

Search

+

New

📋

Edit List

🗑️

Delete

📄

Page

🔍

📋

Actions

✕

Delete Label Output Files

📧

Send To Label Print Software

Date/Time Created	Document Type	Document Type Description	Document Subtype	Document No.	Document Line No.	Warehouse Document Type	Warehouse Document No.	Warehouse Document Line No.	Warehouse Activity Type	Warehouse Activity No.	Warehouse Activity Line No.	Prod. Order No.	Prod. Order Line No.	Item No.	Variant Code	Lot No.	Layout Code	Printer Code
4/15/2020 5:26 PM	37	Sales Line		1	201011	10000								0015		LOT0028	LOT-SALES-ITEMTR	PRINT 4
4/15/2020 5:31 PM	5406	Prod. Order Line			PR0000007	10000								0015		LOT0028	SHOPFLOOR-OUTPUT	PRINT 1
4/16/2020 5:19 PM	37	Sales Line		1	201011	10000								0015		LOT0028	LOT-SALES-ITEMTR	PRINT 4
→ 4/16/2020 2:27 PM	5406	Prod. Order Line		3	PR0000005									0017		LOT0017	LOT-OUTPUTJNL-ITEMTR	PRINT 6

Elements

Element Caption	Element Value
→ Tracking Specification.Expiration Date	04/14/21
Tracking Specification.Qty. to Handle (Base)	0
Tracking Specification.Lot No.	LOT0017
Item.Description	Tomato Passata 12x250 ml
Item.Description.2	
Item.Base Unit of Measure	BOX
Item.Gross Weight	3
Item.Net Weight	2.4
Item.Sales Unit of Measure	BOX
Item.Purch. Unit of Measure	BOX
Item.Attribute.Name.1	Colour
Item.Attribute.Unit of Measure.1	
Item.Attribute.Value.1	Red
Item.Attribute.Name.2	Item Type
Item.Attribute.Unit of Measure.2	
Item.Attribute.Value.2	Finished Product
Item.Attribute.Name.3	Storage Condition
Item.Attribute.Unit of Measure.3	
Item.Attribute.Value.3	Ambient +10°C - +20°C
Lot No. Information.Certificate Number	
Location.Name	FW365 Pick&Put-away
Location.Name.2	
Location.Address	
Location.Address.2	
Location.City	
Location.Phone No.	
Location.Branch Profile	

The label output files you generate can be sent to your label printing software.

←

WAREHOUSE SHIPMENT

🔍

Search

+

New

📋

Edit List

🗑️

Delete

SHIP00000001

Process

Print/Send

Release

Posting

Shipment

More options

General

No.

SHIP00000001

Document Status

Assignment Date

Location Code

FW365 WM

Status

Open

Assignment Time

Zone Code

Posting Date

10/29/2020

Sorting Method

Bin Code

SHIP

Assigned User ID

Lines

Manage

Line

Fewer options

Source Document Line

Bin Contents List

Item Tracking Lines

Assemble to Order

Print Label(s)

Reprint Label(s)

Show SSCC Lines

Source Document	Source No.	Item No.	Description	Quantity	Qty. to Ship	Und...	Qty. Shipped	Qty. Outstanding	Due Date	Unit of Measure Code	Qty. per Unit of Measure	Total ID's	Qty. Assigned SSCC
→ Sales Order	201026	0011	Potato Gratin Deluxe	8	0		0	8	10/29/2020	PCS	1		0

Shipping

External Document No.

Shipping Agent Code

Shipment Method Code

Shipment Date


10/29/2020

Shipping Agent Service Code

Print and re-print labels from your Business Central transactions.




## Key Features

- › **Robust Design Capabilities** – Identify which tables form the basis of a given label, set relationships between these tables, select which table fields should be used, and use filtering to ensure that specific field values are included—all while fully supporting your customer’s preferred language.
  - › **Fast and Easy Setup** – Quickly copy an existing label template to a new one, greatly reducing the setup time of additional labels.
  - › **Accommodate Any Combination** – Indicate which labels should print for a given group of customers, vendors and items, then define your printer selections for different combinations of locations, bins, employees and work centers.
  - › **Powerful Integrations** – Generate label output files from all of your standard Business Central documents, then send them to your NiceLabel or BarTender solution where they can be printed to your exact specifications.
- 

# Are you Ready to Learn More?

Contact Us at [enquiries@aptean.com](mailto:enquiries@aptean.com)  
or visit [www.aptean.com](http://www.aptean.com).



## About Aptean

Aptean is one of the world's leading providers of industry-specific software. Our enterprise resource planning and supply chain solutions are uniquely designed to meet the needs of specialized manufacturers and distributors, while our compliance solutions serve specific markets such as finance and life sciences. With both cloud and on-premise deployment options, Aptean's products, services and unmatched expertise help businesses of all sizes, across many industries, to scale and succeed.

For more information, visit [www.aptean.com](http://www.aptean.com).