

Commercient SYNC for Epicor P21 and Microsoft Dynamics 365

Commercient SYNC, the #1 data integration platform that integrates your data between Epicor P21 (Prophet 21) and Microsoft Dynamics 365. The Commercient SYNC Agent is rapidly deployable and gives you access to your Epicor P21 customer and order information in Microsoft Dynamics 365. We work with the following: Epicor, Epicor Eclipse, Epicor 10, Epicor Prophet 21, Epicor Eagle, Epicor 9, Dataworks, DCD, Scala, ROI (Manage2000), and Epicor 10 Cloud Version.

About SYNC:

Commercient SYNC is created by ERP and CRM data integration experts. By having that, SYNC creates a simple data integration pathway between your Epicor P21 and Microsoft Dynamics 365. Once the data integration takes place, your Epicor P21 data is automatically loaded into your Microsoft Dynamics 365 without programming, coding, mapping or servers required. SYNCing data is a cloud-based experience that ensures your data is protected. SYNC has the following benefits:

- Data integrated from Epicor P21 to Microsoft Dynamics 365 becomes native data inside Microsoft Dynamics 365 CRM. Being native data inside the CRM means bringing data from your Epicor P21 over to Microsoft Dynamics 365 in which you can perform any function from that data and manipulate it to the way you need it, for example, connecting to third-party apps and creating dashboards
- Inside Microsoft Dynamics 365, the system provides the function of a user-friendly search engine to look up data that is SYNCed from Epicor P21 because the data is native, it is searchable. For instance, looking for a serial number that relates to a Sales Order record or Invoice Record
- The Commercient SYNC app developed for Epicor P21 and Microsoft Dynamics 365 detects changes in either database whether it is Epicor P21 or Microsoft Dynamics 365 and SYNC only those changes in the data within either system

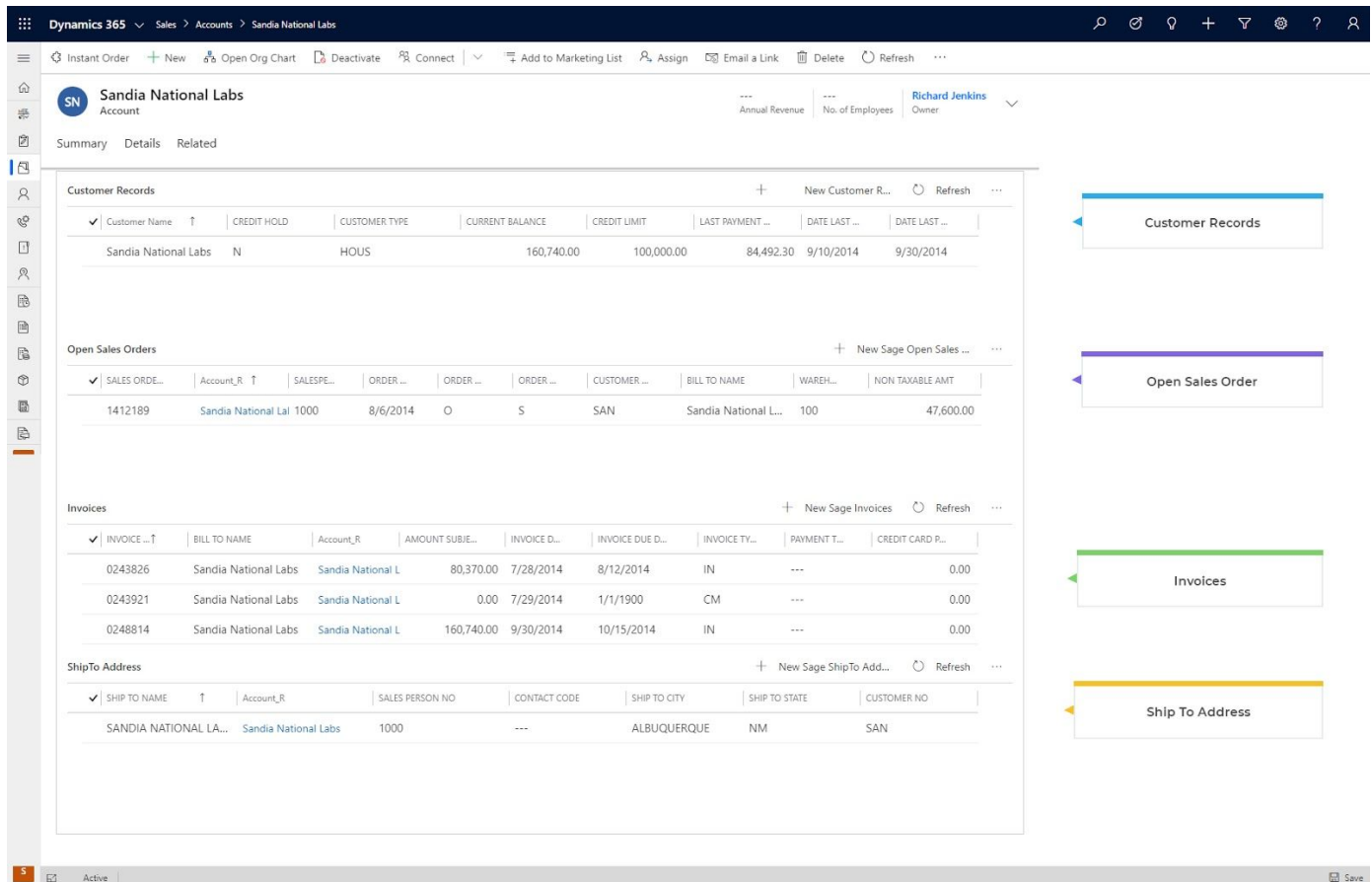
What if I have an existing Microsoft Dynamics 365 database?

When you have existing data in both systems (Epicor P21 and Microsoft Dynamics 365) the following steps will take place, first, the data will need to be backed up, second, you will come to a point when integrating the data and you will have to do deduplication on 3 items that we have a native function inside our Commercient SYNC app that also leverages artificial intelligence(AI) for following items listed below:

- Accounts: Deduplication happens here when customer names are spelled incorrectly and deduplication for child-parent relationships, form part of the standard purchase of Commercient SYNC at no additional costs.
- Customers: They need deduplication as there are customers with no accounts that are contacts and there is an AI for this.
- Products/Items: Deduplication happens for this when there is a different item description over the same product.

What does SYNC offer?

Customers in Epicor P21 are integrated into Microsoft Dynamics 365. The first item to be SYNCed is your **AR Customer Record** and once this is completed, all the fields can be shown. Customers Ship To and Bill To address in Epicor P21 are merged into Microsoft Dynamics 365, which can be displayed according to their needs. By clicking on the Epicor P21 Customer Record, you can see all the fields that are synchronized.

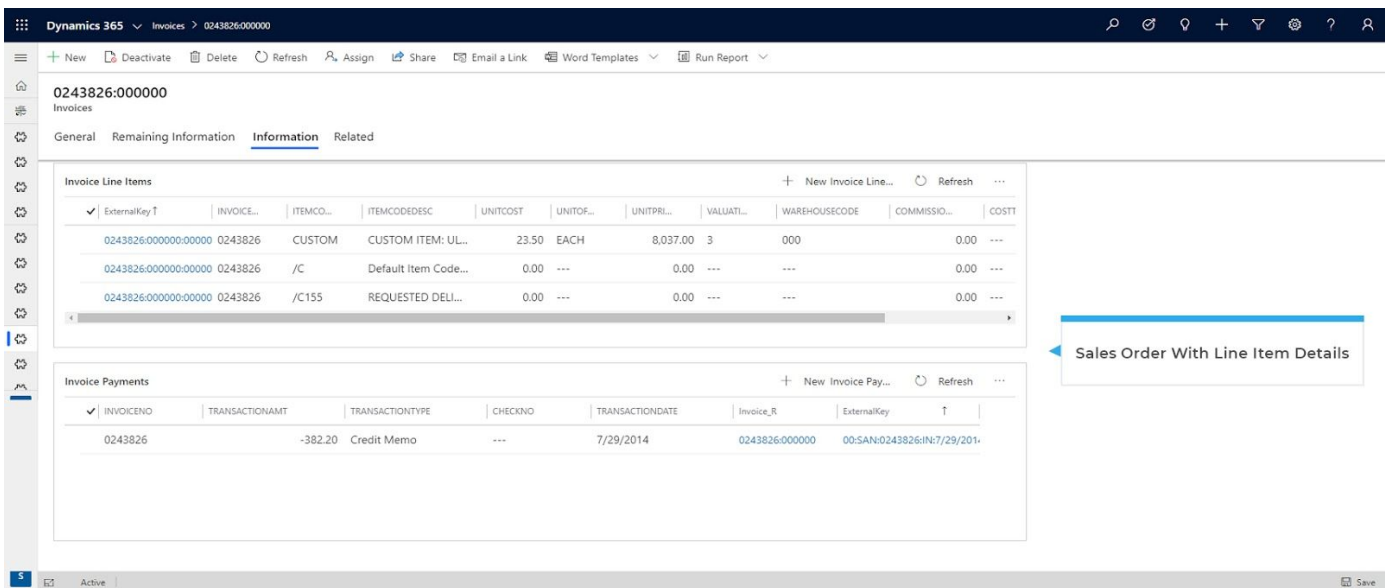


The screenshot displays the Microsoft Dynamics 365 interface for the 'Sandia National Labs' account. The interface is divided into several sections, each with a corresponding callout box on the right:

- Customer Records:** A table with columns: Customer Name, CREDIT HOLD, CUSTOMER TYPE, CURRENT BALANCE, CREDIT LIMIT, LAST PAYMENT..., DATE LAST..., and DATE LAST... The row for Sandia National Labs shows a current balance of 160,740.00 and a credit limit of 100,000.00.
- Open Sales Orders:** A table with columns: SALES ORDE..., Account_R, SALESPE..., ORDER..., ORDER..., ORDER..., CUSTOMER..., BILL TO NAME, WAREH..., and NON TAXABLE AMT. The row for order 1412189 shows a non-taxable amount of 47,600.00.
- Invoices:** A table with columns: INVOICE..., BILL TO NAME, Account_R, AMOUNT SUBJE..., INVOICE D..., INVOICE DUE D..., INVOICE TY..., PAYMENT T..., and CREDIT CARD P... Three invoices are listed, with the most recent (0248814) having an amount of 160,740.00.
- Ship To Address:** A table with columns: SHIP TO NAME, Account_R, SALES PERSON NO, CONTACT CODE, SHIP TO CITY, SHIP TO STATE, and CUSTOMER NO. The address for Sandia National Labs is listed as ALBUQUERQUE, NM.

Sales Order With Line Item Details

Once the Customer Record is in Microsoft Dynamics 365, Commercient then SYNCs the **Sales Orders and their Detail Lines** which relates them to the corresponding Microsoft Dynamics 365 Account record. A customer object is then created in Microsoft Dynamics 365 as the Sales Order data and Invoice Sales Order data is combined into one, since each customer's needs are unique. This allows customers to see their invoices that have their orders and details as well as, viewing the different statuses of their sales orders as they change in Epicor P21. When removing Epicor P21 Sales Order data that has been canceled from Microsoft Dynamics 365, it performs automatically.



The screenshot shows the Microsoft Dynamics 365 interface for an invoice with ID 0243826:000000. The 'Information' tab is selected, displaying two tables:

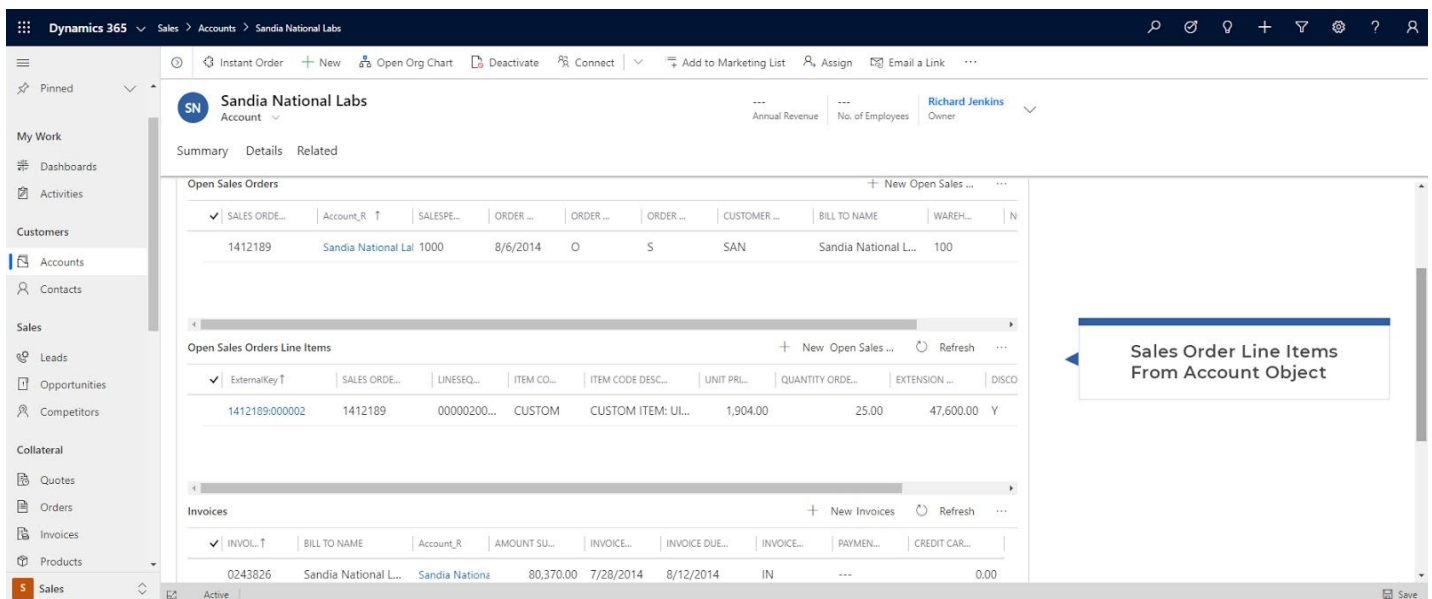
Invoice Line Items										
ExternalKey ↑	INVOICE...	ITEMCO...	ITEMCODEDESC	UNITCOST	UNITOF...	UNITPR...	VALUATL...	WAREHOUSECODE	COMMISSIO...	COSTI
0243826:000000:000000	0243826	CUSTOM	CUSTOM ITEM: UL...	23.50	EACH	8,037.00	3	000	0.00	---
0243826:000000:000000	0243826	/C	Default Item Code...	0.00	---	0.00	---	---	0.00	---
0243826:000000:000000	0243826	/C155	REQUESTED DEL...	0.00	---	0.00	---	---	0.00	---

Invoice Payments							
INVOICEENO	TRANSACTIONAMT	TRANSACTIONTYPE	CHECKNO	TRANSACTIONDATE	Invoice_R	ExternalKey	↑
0243826	-382.20	Credit Memo	---	7/29/2014	0243826:000000	00:SAN:0243826:IN:7/29/2014	

A callout box on the right side of the screenshot points to the 'Invoice Line Items' table with the text: **Sales Order With Line Item Details**.

Sales Order Screen Showing Account Object

Commercient has designed the relationships with the data objects in Microsoft Dynamics 365 that can give you the freedom to decide which objects you would like to display on the screen. You are always able to click to other **parents- or child-related objects**. For instance, an Admin user can remove the Sales Orders from the Account screen but leave their **Detail Lines**. This allows our customers to see what was sold and shipped from the main account screen. By clicking on the Sales Order link on the detail line, they can view the full Sales Order.



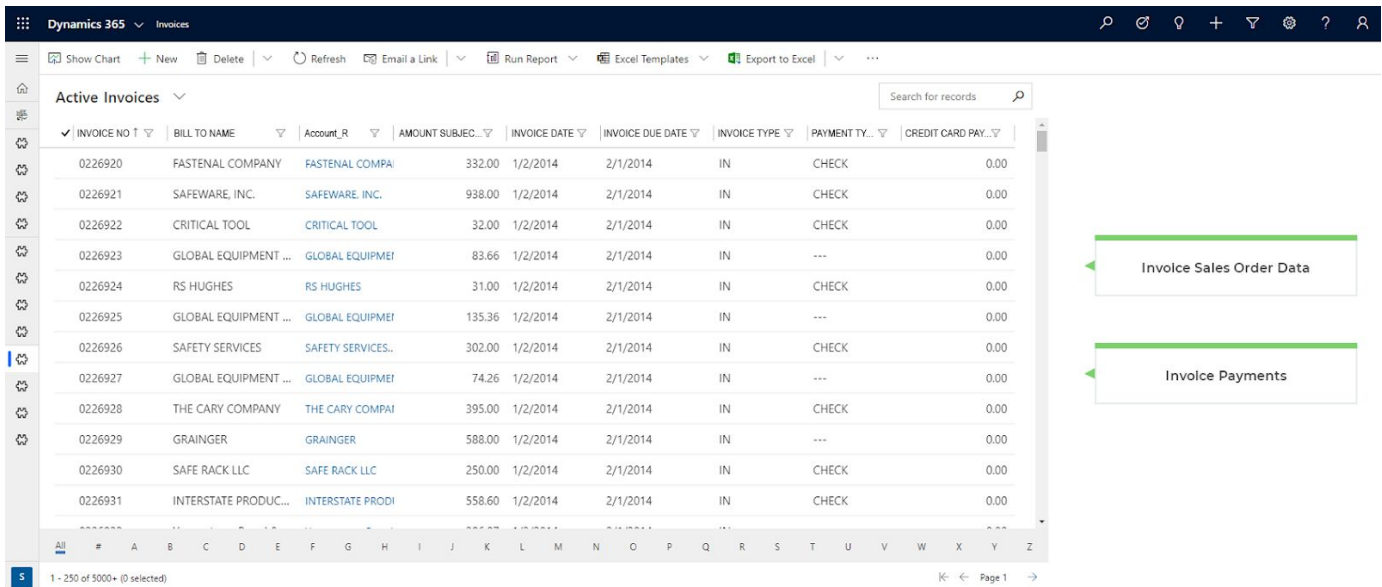
The screenshot shows the Microsoft Dynamics 365 interface for the 'Sandia National Labs' account. The main content area is divided into three sections:

- Open Sales Orders:** A table with columns: SALES ORDE..., Account_R ↑, SALESPE..., ORDER..., ORDER..., ORDER..., CUSTOMER..., BILL TO NAME, WAREH..., and N. A single row is visible with values: 1412189, Sandia National Lab, 1000, 8/6/2014, O, S, SAN, Sandia National L..., 100.
- Open Sales Orders Line Items:** A table with columns: ExternalKey ↑, SALES ORDE..., LINESEQ..., ITEM CO..., ITEM CODE DESC..., UNIT PRL..., QUANTITY ORDE..., EXTENSION..., and DISCO. A single row is visible with values: 1412189:000002, 1412189, 00000200..., CUSTOM, CUSTOM ITEM: UL..., 1,904.00, 25.00, 47,600.00, Y.
- Invoices:** A table with columns: INVOI... ↑, BILL TO NAME, Account_R, AMOUNT SU..., INVOICE..., INVOICE DUE..., INVOICE..., PAYMEN..., and CREDIT CAR... A single row is visible with values: 0243826, Sandia National L..., Sandia Nationa, 80,370.00, 7/28/2014, 8/12/2014, IN, ---, 0.00.

A callout box on the right side of the interface points to the 'Open Sales Orders Line Items' table with the text: "Sales Order Line Items From Account Object".

The AR Invoice

- The AR Invoice is a record that is synced and related to the **Invoiced Sales Order Data**, and **Invoice Payments**.
- The AR Invoice data is useful for identifying unpaid invoices and locating the data, in which the customer needs to pay for the services used.
- The other records which are used in SYNC include the **AR Customer Ship to Tax Exemptions**, **Item Master**, and **Item Warehouse**.
- The **Item Master** is used to create **Microsoft Dynamics 365 Products** by Commercient and links the entire **Item** and **Warehouse** records to the **Product**.
- This gives you the ability to have accurate product data and Inventory availability. In addition, you can **SYNC any Database, table, or view**.



The screenshot displays the 'Active Invoices' table in Microsoft Dynamics 365. The table includes columns for Invoice No, Bill to Name, Account, Amount, Subject, Invoice Date, Invoice Due Date, Invoice Type, Payment Type, and Credit Card Payment. Two callouts on the right side of the table point to specific data points: 'Invoice Sales Order Data' points to the 'INVOICE NO' column, and 'Invoice Payments' points to the 'PAYMENT TY...' column.

INVOICE NO	BILL TO NAME	Account_R	AMOUNT	SUBJECT	INVOICE DATE	INVOICE DUE DATE	INVOICE TYPE	PAYMENT TY...	CREDIT CARD PAY...
0226920	FASTENAL COMPANY	FASTENAL COMPA	332.00		1/2/2014	2/1/2014	IN	CHECK	0.00
0226921	SAFEWARE, INC.	SAFEWARE, INC.	938.00		1/2/2014	2/1/2014	IN	CHECK	0.00
0226922	CRITICAL TOOL	CRITICAL TOOL	32.00		1/2/2014	2/1/2014	IN	CHECK	0.00
0226923	GLOBAL EQUIPMENT ...	GLOBAL EQUIPMEI	83.66		1/2/2014	2/1/2014	IN	---	0.00
0226924	RS HUGHES	RS HUGHES	31.00		1/2/2014	2/1/2014	IN	CHECK	0.00
0226925	GLOBAL EQUIPMENT ...	GLOBAL EQUIPMEI	135.36		1/2/2014	2/1/2014	IN	---	0.00
0226926	SAFETY SERVICES	SAFETY SERVICES..	302.00		1/2/2014	2/1/2014	IN	CHECK	0.00
0226927	GLOBAL EQUIPMENT ...	GLOBAL EQUIPMEI	74.26		1/2/2014	2/1/2014	IN	---	0.00
0226928	THE CARY COMPANY	THE CARY COMPAI	395.00		1/2/2014	2/1/2014	IN	CHECK	0.00
0226929	GRAINGER	GRAINGER	588.00		1/2/2014	2/1/2014	IN	---	0.00
0226930	SAFE RACK LLC	SAFE RACK LLC	250.00		1/2/2014	2/1/2014	IN	CHECK	0.00
0226931	INTERSTATE PRODUC...	INTERSTATE PRODI	558.60		1/2/2014	2/1/2014	IN	CHECK	0.00

Can I limit or control the data that I SYNC?

Yes. Commerciant has created an open methodology of allowing you to control the filtering of data in the SQL WHERE statement while maintaining the integrity of relationship mapping and efficient syncing methodologies. Within the WHERE you can perform sub-queries, filters, and cross-table and cross-database sub-queries to affect the rules. In addition, you can also map custom tables or views. (Charges may apply).

What else does Commerciant do with Microsoft Dynamics 365?

Data synchronization is the first step towards a total solution. Ask about these additional modules for Epicor P21:

- Quote Processing
- Web-based Product Configurator
- Opportunity and Quote -> Sales Order Conversion
- Products and Price Book SYNC
- Product Record Types
- Cases with Serial Numbers Invoiced and Service Orders
- Opportunity Commissions Calculations based on Epicor P21 Invoices
- Automatic Epicor P21 Sales Order Email Engine
- Automatic Invoice Email Engine
- Dealer/ Wholesaler Self-Service Portal
- Custom Data Synchronization
- Account Conversion to Epicor P21 AR Customer

Company Information:

Commerciant is a cloud-based company that connects Microsoft Dynamics 365 directly to your Epicor P21 system. Our open SYNC Agent works with software such as Epicor P21, SYSPRO, TRAVERSE, and other ERP accounting systems. Commerciant improves the efficiency of getting CRM, B2B, and B2C eCommerce orders directly into your accounting system in real-time, with all of the associated business rules.

For more information, please use the Contact Us link on <http://www.commerciant.com>