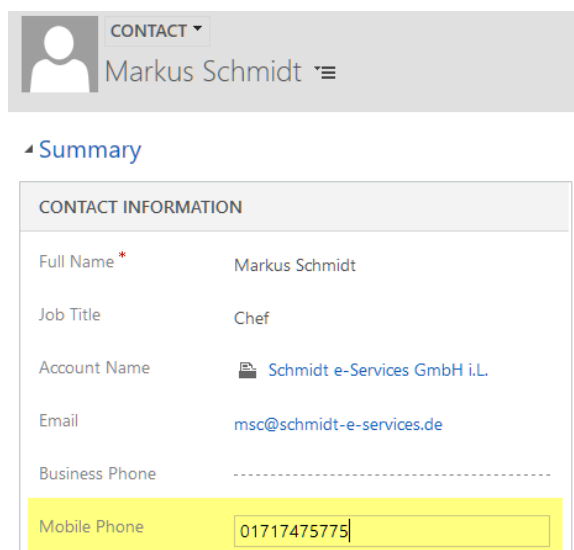


activeTAPI for Microsoft Dynamics 365

activeTAPI for Dynamics 365 adds telephone number validation and formatting to your Microsoft Dynamics 365 application. Improve your data quality significantly with clean and valid telephone numbers.


```
004989334455 --> +49 (89) 334455
+1 100 445566 --> Invalid area code: Area Code 100 does not exist in Country +1
02623 445566 --> +1 (262) 345566
```

Enter a telephone number:

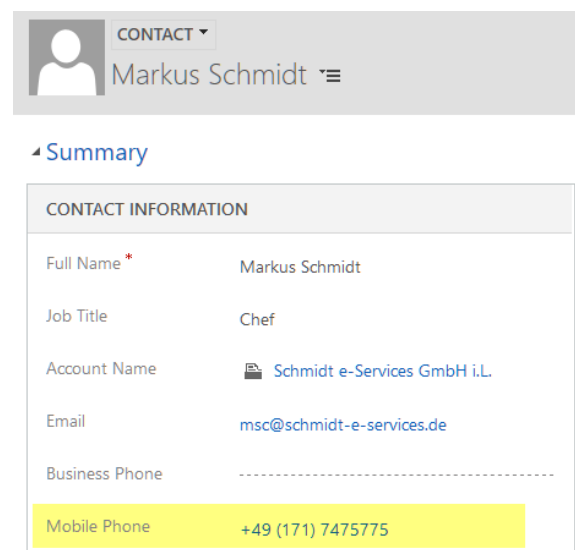


CONTACT ▾
Markus Schmidt ☰

Summary


CONTACT INFORMATION	
Full Name *	Markus Schmidt
Job Title	Chef
Account Name	 Schmidt e-Services GmbH i.L.
Email	msc@schmidt-e-services.de
Business Phone	-----
Mobile Phone	<input type="text" value="01717475775"/>

Validate and format on leave field:



CONTACT ▾
Markus Schmidt ☰

Summary

CONTACT INFORMATION	
Full Name *	Markus Schmidt
Job Title	Chef
Account Name	 Schmidt e-Services GmbH i.L.
Email	msc@schmidt-e-services.de
Business Phone	-----
Mobile Phone	+49 (171) 7475775

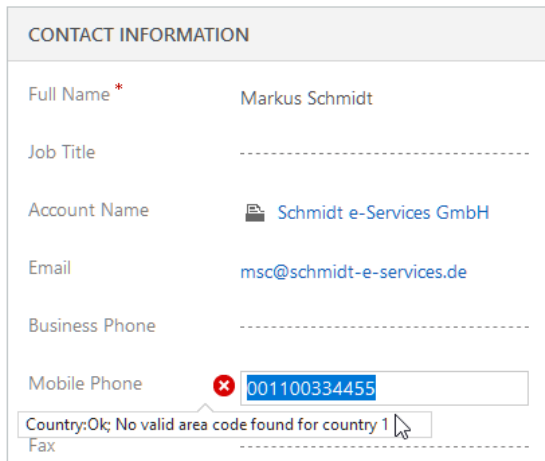
activeTAPI formats any number into a **correct canonical telephone number** which can be used from any location to connect with the called number.

Contact Information

Schmidt e-Services GmbH i.L.
Niedernhausener Straße 59a
D-65207 Wiesbaden
mailto: info@activeTAPI.net

Validate numbers

activeTAPI also validates if the country- and the area code do exist before it marks a number as valid. Number with unknown country- or area codes will be marked:



The screenshot shows a 'CONTACT INFORMATION' form in Dynamics 365. The fields and their values are: Full Name (Markus Schmidt), Job Title (empty), Account Name (Schmidt e-Services GmbH), Email (msc@schmidt-e-services.de), Business Phone (empty), Mobile Phone (001100334455), and Fax (empty). A red 'x' icon is next to the Mobile Phone field, and a tooltip message reads: 'Country:Ok; No valid area code found for country 1'.

You may use it **for free** in the form of a [shared license](#) or you can get a [dedicated license](#) for your company.

activeTAPI does not require any configuration. Right out-of-the-box, *activeTAPI* improves the quality of your telephone numbers on the Dynamics 365 Contact entity. Other entities can be configured by your administrator.

How to use activeTAPI for Dynamics 365

activeTAPI for Dynamics 365 can be used with

- Microsoft Dynamics **365 CE**
- Microsoft Dynamics **365 CRM On-Premise**.

You can [download activeTAPI solution](#) directly from GitHub or visit Microsoft *AppSource* to download the package. Out of the box, right after importing the solution, *activeTAPI* is active on the Contact card, only. Other entities can be configured by your administrator according to the [technical documentation on GitHub](#).