


HotelVpf, Business Logic

Windows Application 



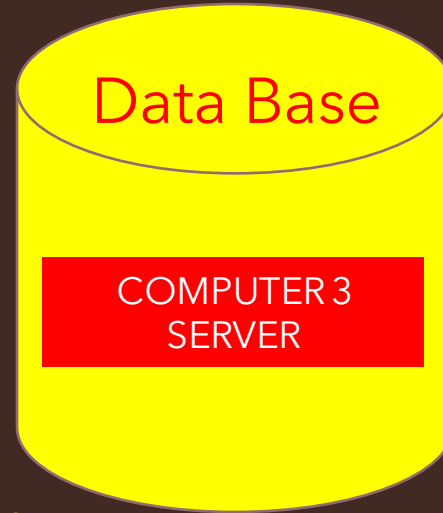


HotelVpf, Business Logic

Windows Application 

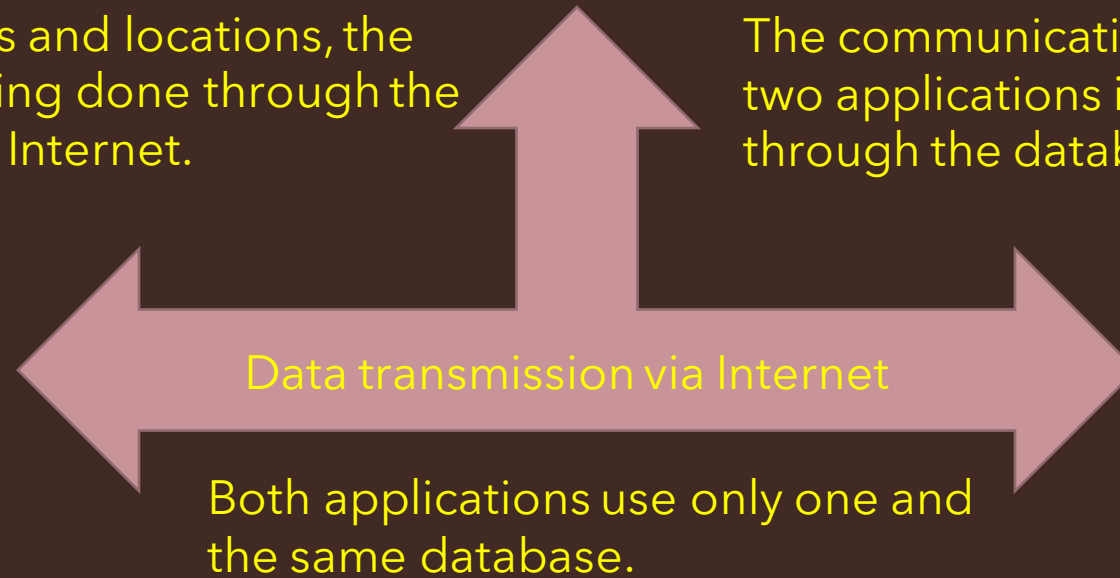
- The Manager create, upload and save hotel data to the Data Base using the Back-Office application.
- The Back-Office app. (the manager app.) display and processes all data basically for **hotel room pricing strategies**, Data Analytics, Visualization & Reporting.


- The Receptionist create, upload and save data to the Data Base using Front-Desk application.
- The Front-Desk app. (the receptionist app.) display and process all data basically to **book hotel rooms**, Data Analytics, Visualization & Reporting.



Each application can be installed on different computers and locations, the communication being done through the Data Base over the Internet.

The communication between the two applications is done indirectly through the database.





Manager Back-Office


1. Software Activation
2. Login

- Module 1: **PROPERTY**
- Module 2: **ROOM PRICING**
- Module 3: **AUTHORIZATION**
- Module 4: **OPERATIONS**
- Module 5: **REPORTS**

Receptionist Front-Desk

1. Login


- Module 1: **ROOMS MANAGEMENT**
- Module 3: **BOOKINGS & RESERVATIONS**
- Module 4: **REPORTS**



Manager Back-Office

➤ Module 1: **PROPERTY**


1. Property
2. Property Details
3. Property GUI
4. Buildings
5. Floors
6. Room Type
7. Rooms
8. Room Status
9. Room Amenities



Manager Back-Office

➤ Module 2: **ROOM PRICING**


1. Room Rate
2. Revenue Management
3. Hotel Tax
4. Discount
5. Deposit
6. Payment Type



Manager Back-Office

➤ Module 3: **AUTHORIZATION**


1. Receptionists
2. Receptionist Status



Manager Back-Office

➤ Module 4: OPERATIONS


1. Housekeeping Rooms
2. Maintenance Rooms
3. Guest Search



Manager Back-Office

➤ Module 5: **REPORTS**


1. Check In /Out Reports
2. Payments Report
3. Guests Reports
4. Revenue Report



Receptionist Front-Desk

➤ Module 1: **ROOMS MANAGEMENT**


1. Property Rooms
2. Booking Form (A)
3. Booking Form (B)
4. Reservation Form
5. Extra Charges
6. Payments
7. Refunds
8. View/Cancel Payment
9. View/Cancel Reservations
10. Available Rooms
11. Booked Rooms
12. Check-In Today Rooms
13. Check-Out Today Rooms
14. Housekeeping Rooms



Receptionist Front-Desk

➤ Module 2: **BOOKINGS & RESERVATIONS**

1. Bookings
2. Reservations
3. Calendar



Receptionist Front-Desk

➤ Module 3: **REPORTS**

1. Check-Ins Report
2. Check-Outs Report
3. Reservations Report
4. Cancel Reservations Report
5. Guests Report
6. Extra Charges Report
7. Payments Report
8. Refunds Report