



POWELL TEAMS OVERVIEW





MICROSOFT TEAMS COLLABORATION HUB



Communicate

With chats, meetings & calls



Collaborate

Complete integration with the Office 365 Suite



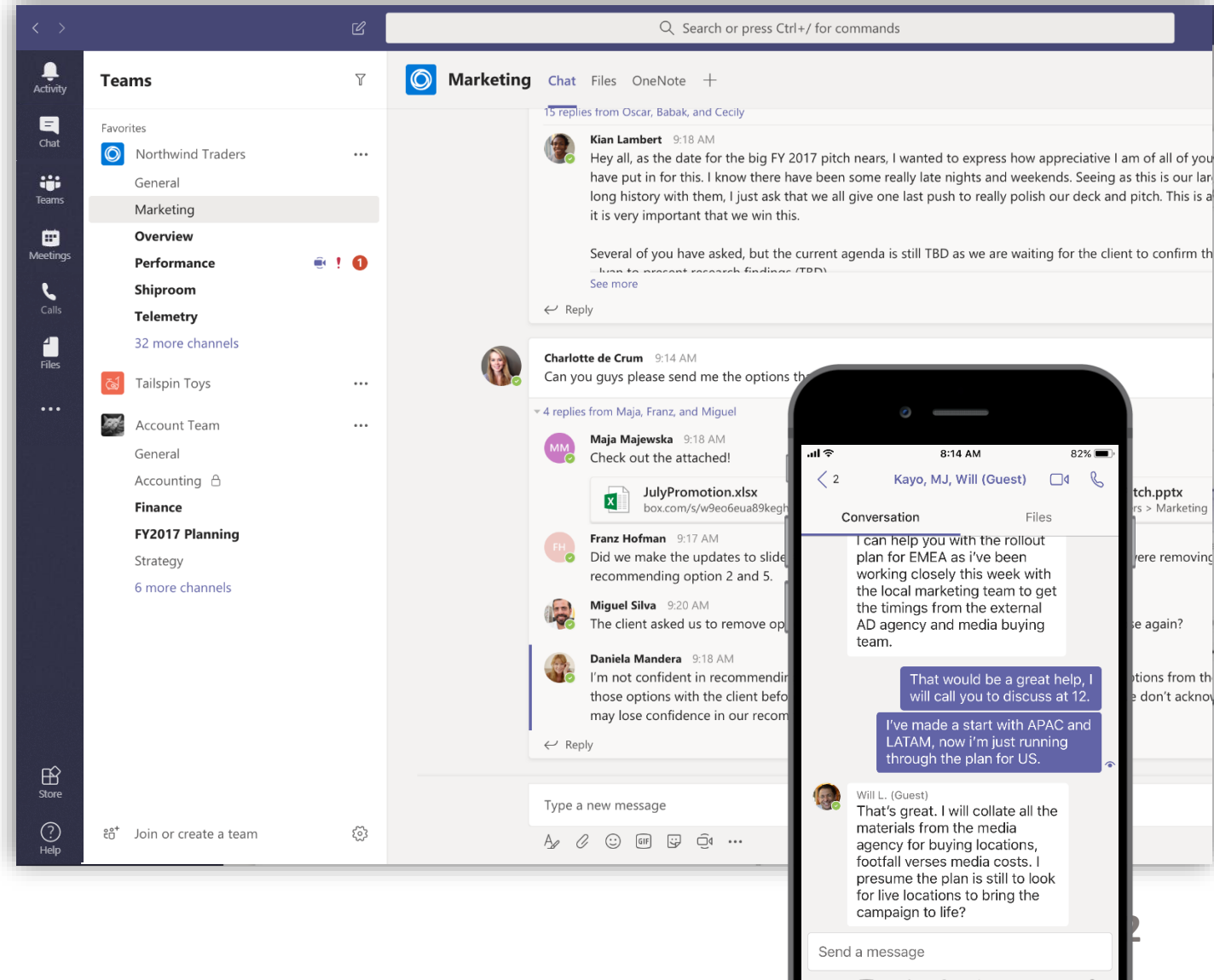
Personalize & Extend

With 3rd party extensions(apps, processes, & devices)



work with confidence.

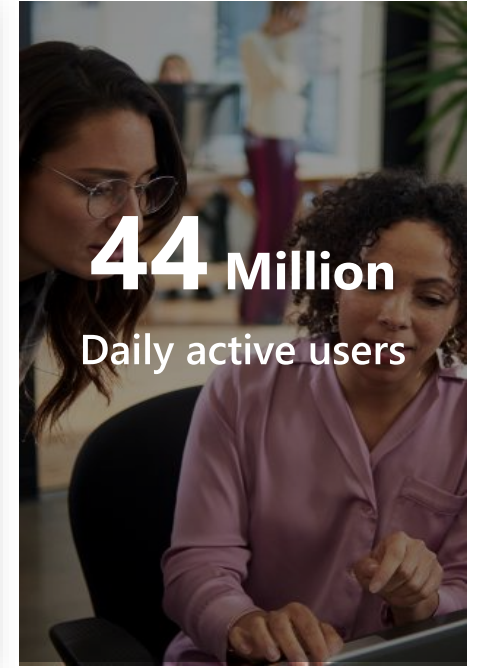
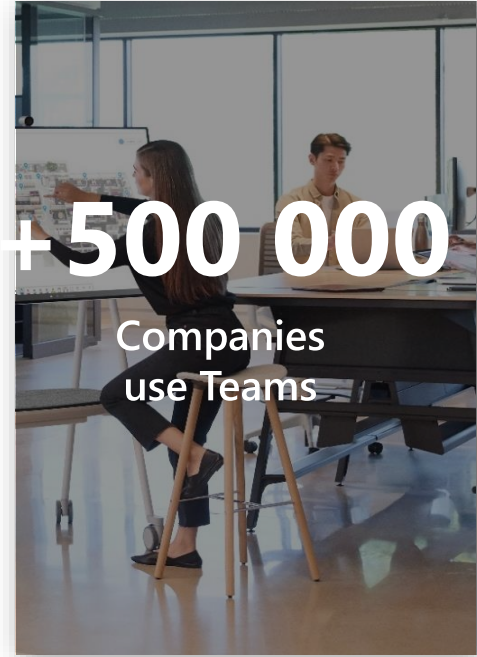
Secured platform






MICROSOFT TEAMS

THE FASTEST ADOPTION FOR A MICROSOFT PRODUCT




17%

Reduced time for
decision-making



4H/week.

Saved Time per week for employees
with a PC with the increase of the
collaboration feature



18,9%

Reduced time spent on
meetings



Note: Based on a standard 5,000-user organization over the course of 3 years
Source: The Total Economic Impact™ Of Microsoft Teams April 2019, a commissioned study conducted by Forrester Consulting

USER CONCERNS WITH THE USAGE INCREASE



Organize the Teams

"I'm a part of 100 Teams. It's really difficult to organize them."



Simplify Team creation steps

"I want my team use the same Team template for all RFPs"



Teams best practices

"I need to work with Mark, I will create a team to share my document with him!"

"The owner of my team left the company, no one can add new members!"

"I'm lost. I need to work on a RFP for the Contoso company and I found Teams named Contoso, French Contoso & Contoso Ltd. Where I need to go?"



How can you help them?



INTRODUCING

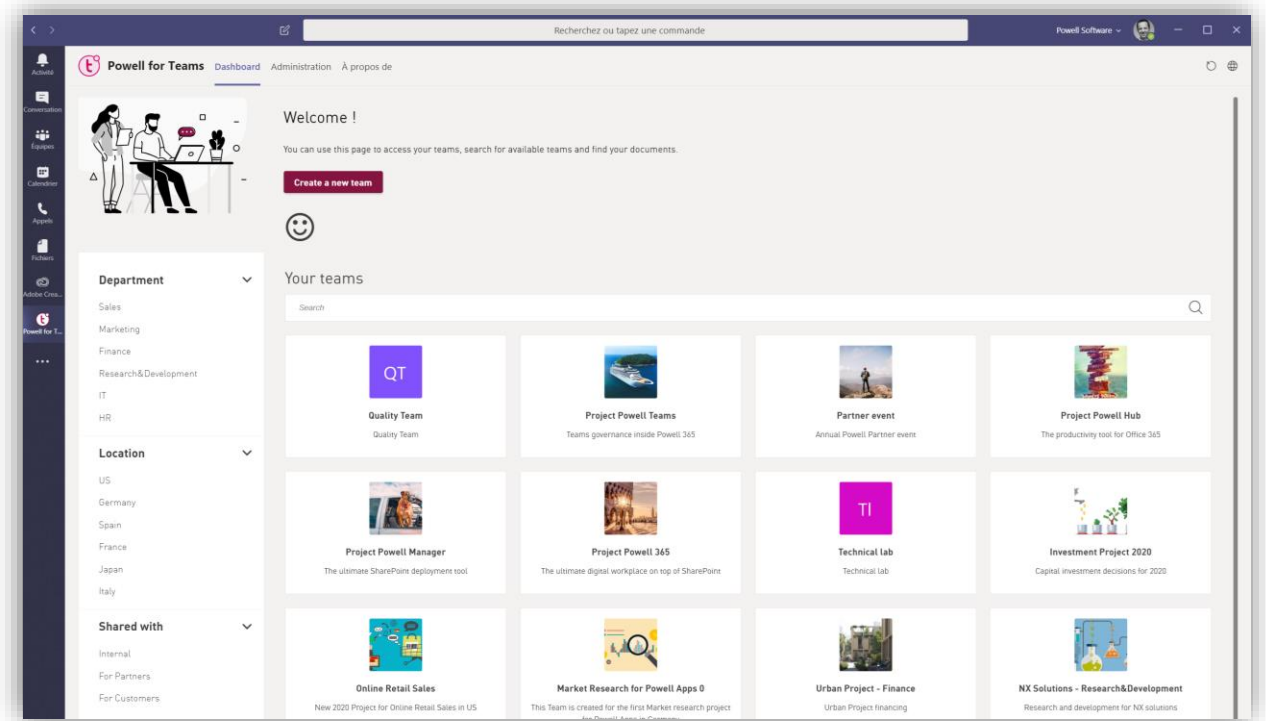
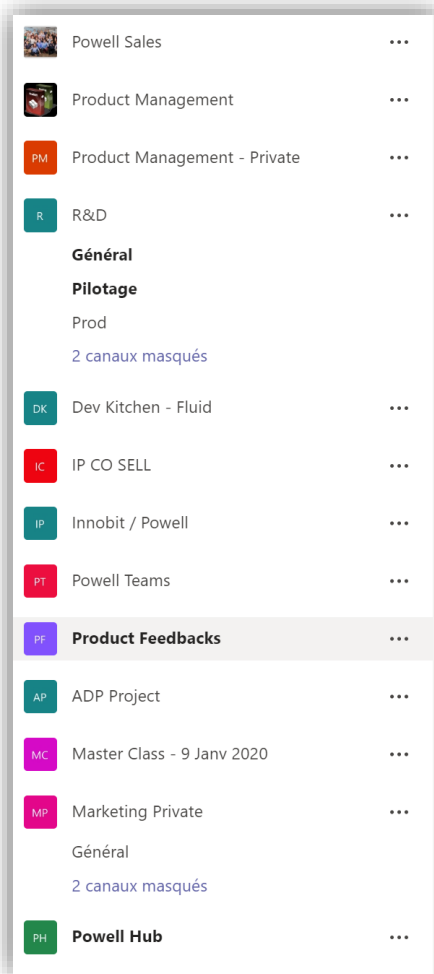


Powell Teams





EASILY ORGANIZE YOUR TEAMS



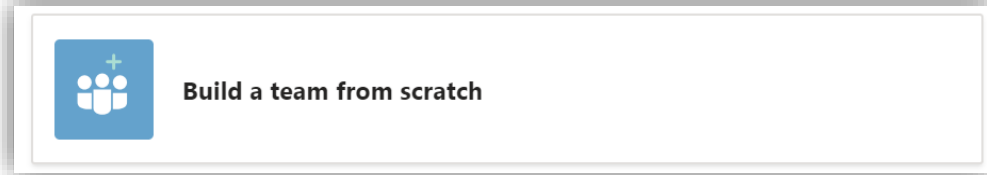
1. Easy access from the left navigation
2. Teams are organized by tags (Location, Department, Topics) to easily find them
3. Get the recent activities for your selected Teams

I'm a part of 100 Teams.

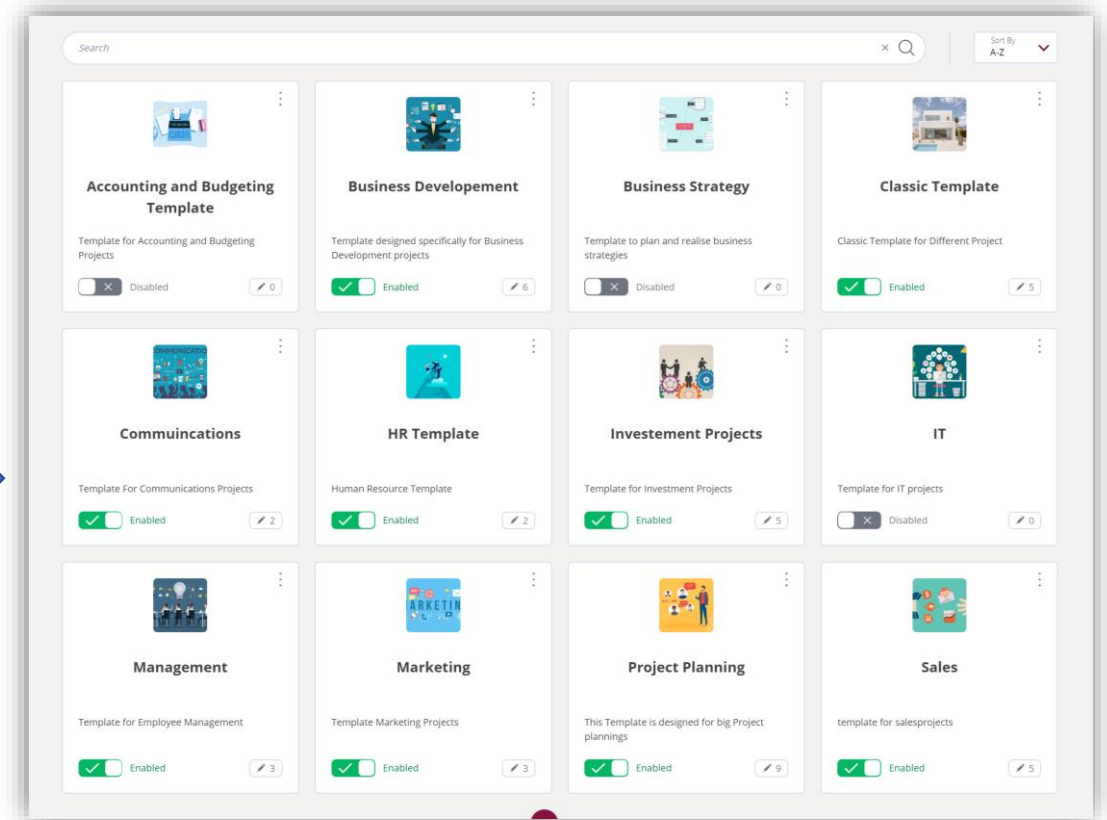
It's really difficult to organize them.



READY-TO-USE COMPANY TEMPLATES



I want my team use the same Teams template for RFPs




Targeted role-based templates

1. Automatic channels & Tabs configuration
2. Public / Private
3. Default owners & members



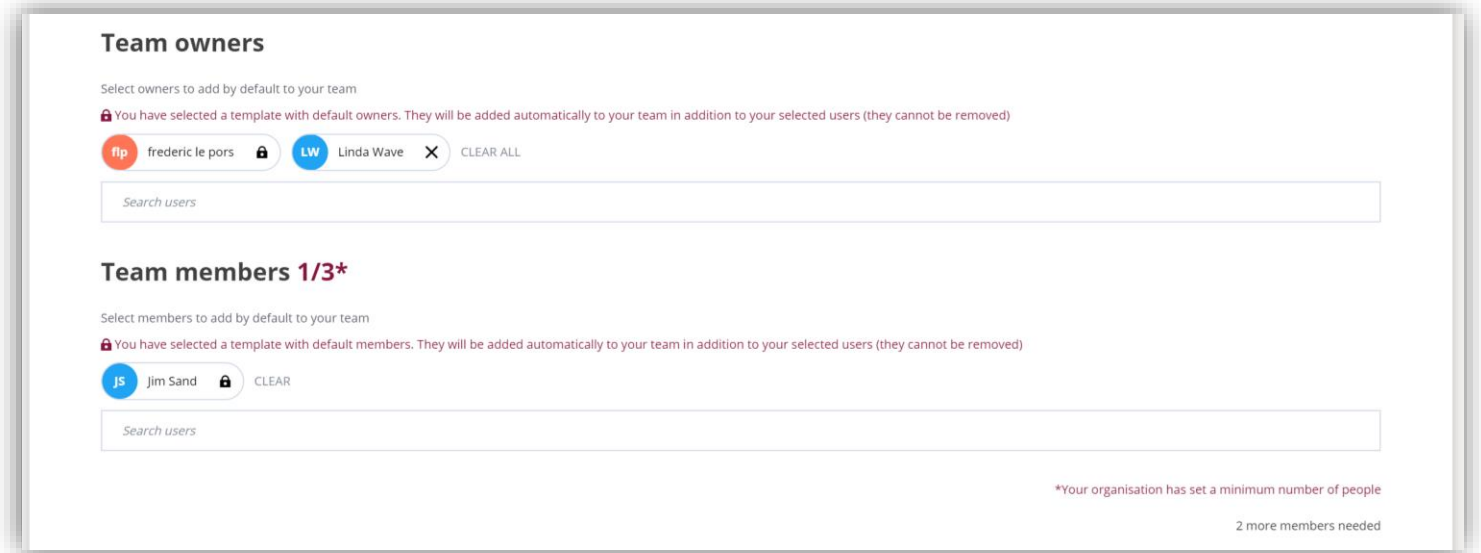
IMPROVE YOUR MICROSOFT TEAMS GOVERNANCE



I need to work with Mark, I will create a team to share my document with him!



The owner of my team left the company, no one can add new members!

A screenshot of the Microsoft Teams 'Add members' dialog box. It is divided into two sections: 'Team owners' and 'Team members 1/3*'. The 'Team owners' section shows two default owners: 'frederic le pors' and 'Linda Wave', with a 'CLEAR ALL' button. The 'Team members' section shows one default member: 'Jim Sand', with a 'CLEAR' button. Both sections have a 'Search users' input field. At the bottom right, a note states: '*Your organisation has set a minimum number of people' and '2 more members needed'.

With Powell Teams you can define a minimum numbers of Owners & Members

DEMO



Powell Teams



SUMMARY

GOVERNANCE FEATURES	MICROSOFT TEAMS	POWELL TEAMS
Teams privacy	✓	✓
Naming convention	✓ (with AAD Premium)	✓
Security Management (Owners/members)	✓	✓
Welcome Page with MS Teams activity	✗	✓
Organize & filters teams by tags	✗	✓
Team templates	✗	✓
Role-based templates	✗	✓
Default members / owners	✗	✓
Minimum number of owners / members	✗	✓
SharePoint Template	✗	✓ (Office Dev PnP + Powell 365)*
Approval Workflow	✗	✓ (simple approval + Flow connectors)*
Default Content in a Team	✗	✓ *
Configured Tabs when cloned	✗	✓

* roadmap



DEPLOYMENT



Powell Teams

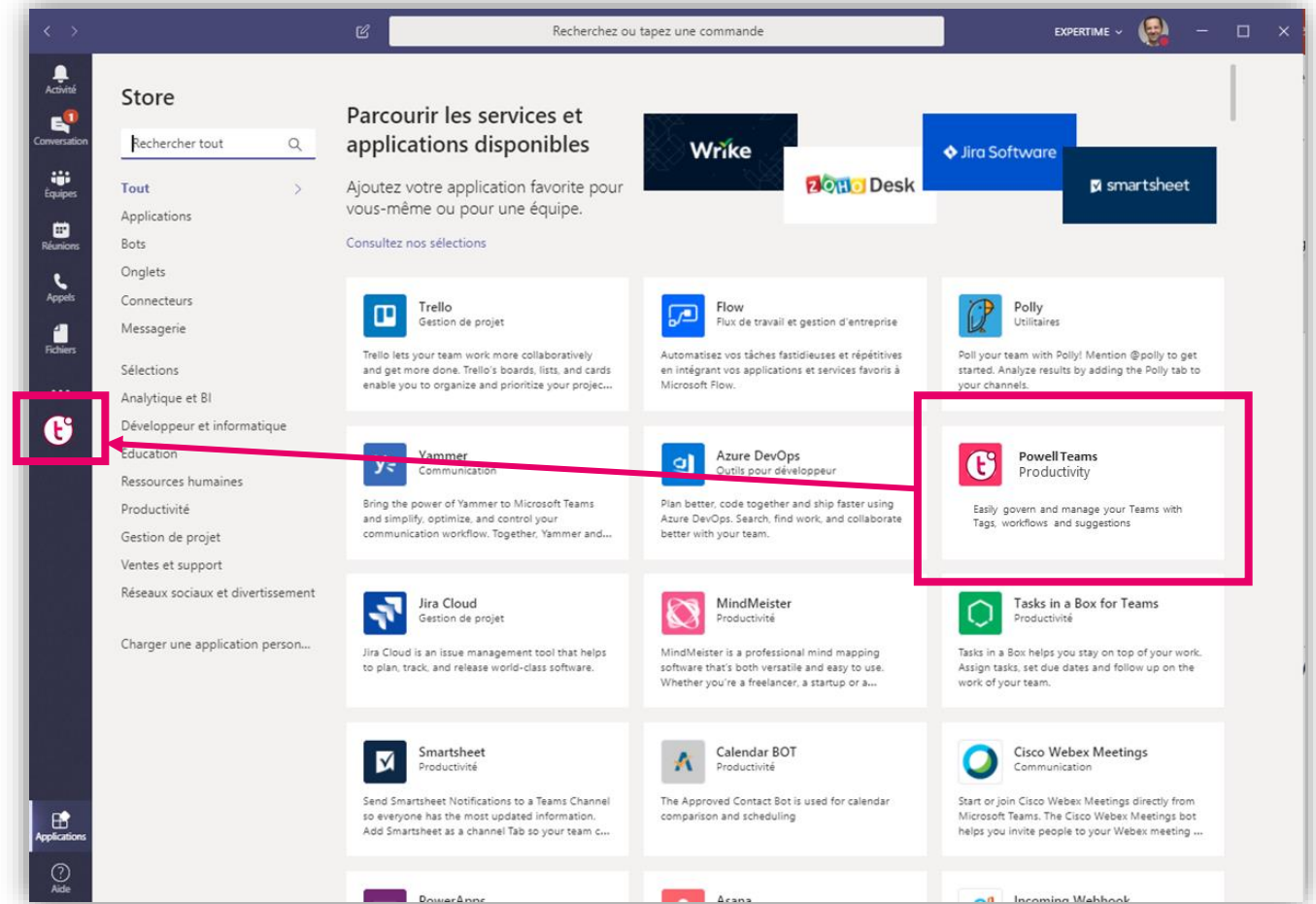




EASY TO DEPLOY POWELL TEAMS

Add the app available in Teams store to the Microsoft Teams navigation for all your employees

You are ready to go!



PRODUCT DETAILS



Powell Teams





OVERVIEW OF THE ACTIVITY

SMART USER DASHBOARD INTO TEAMS

- 1 Easy access from the left navigation
- 2 Teams are organized by tags (Location, Department, Topics) to easily find them
- 3 Get the recent activities for your selected Teams
- 4 Create teams based on Company's templates



The screenshot shows the Microsoft Teams web interface. On the left is a dark navigation bar with icons for Activity, Conversation, Teams, Calendar, Appointments, Files, and Recent Teams. The main content area is titled 'Powell Teams' and includes a 'Dashboard' section with a welcome message for 'Jim Sand' and a 'CREATE A NEW TEAM' button. Below this is a search bar and a filter section with tabs for Department, Localization, and Created. The 'Your Teams' section displays a grid of team cards, each with a header, a description, and a 'SEE ALL' link. The 'Recent documents' section shows a grid of document cards with icons for Excel, Word, and PowerPoint. The 'Recent news' section displays a grid of news cards with images and headlines. Numbered annotations are placed on the interface: '1' is on the 'Recent Teams' icon in the left navigation bar; '2' is on the 'Localization' filter tab; '3' is on the 'SEE ALL' link under the 'Your Teams' section; and '4' is on the 'CREATE A NEW TEAM' button.



CREATE A TEAM

HELP YOUR EMPLOYEES WITH PREDEFINED SETTINGS

Team Creation

Build your new team in a few click
Let's get started !

Template Selection General information Invite people to your team Resume and validation

Template Selection

Your team will use the following template

PT

Project Template

a typical template for a project

CHANGE

NEXT →

Template Selection **General information** Invite people to your team Resume and validation

General information

Apply tag values to your Team

Department * Marketing

Location * Germany

Shared with * Internal

Team information

Team image MGM

Team name My Team name

Your organization has set a naming convention. The name of your team will be: **Marketing-Germany-My Team name**

Team description A description for my team

← PREVIOUS NEXT →

- 1 Select your template with default channels & tabs
- 2 Classify the Team with Tags
- 3 Naming convention





CREATE A TEAM

HELP YOUR EMPLOYEES WITH PREDEFINED SETTINGS

Template Selection

General information


Invite people to your team

Resume and validation

Invite people to your team

Team privacy


Your organisation has set a specific privacy for this Team's template



Public


1


Team owners

Select owners to add by default to your team

 You have selected a template with default owners. They will be added automatically to your team in addition to your selected users (they cannot be removed)

 frederic le pors

 Linda Wave





CLEAR ALL


2

Team members 1/3*

Select members to add by default to your team

 You have selected a template with default members. They will be added automatically to your team in addition to your selected users (they cannot be removed)

 Jim Sand



CLEAR

3

*Your organisation has set a minimum number of people

2 more members needed

PREVIOUS

NEXT

- 1 Define Team privacy
- 2 Define default owners & members
- 3 Define minimum owners & members





CREATE A TEAM

HELP YOUR EMPLOYEES WITH PREDEFINED SETTINGS

Template Selection

General information


Invite people to your team

Resume and validation

Invite people to your team

Team privacy


Your organisation has set a specific privacy for this Team's template



Public


1


Team owners

Select owners to add by default to your team

 You have selected a template with default owners. They will be added automatically to your team in addition to your selected users (they cannot be removed)

 frederic le pors

 Linda Wave





CLEAR ALL


2

Team members 1/3*

Select members to add by default to your team

 You have selected a template with default members. They will be added automatically to your team in addition to your selected users (they cannot be removed)

 Jim Sand



CLEAR

3

*Your organisation has set a minimum number of people


2 more members needed

PREVIOUS

NEXT

- 1 Define Team privacy
- 2 Define default owners & members
- 3 Define minimum owners & members





Well done !

Your are ready to join your new team

START COLLABORATING

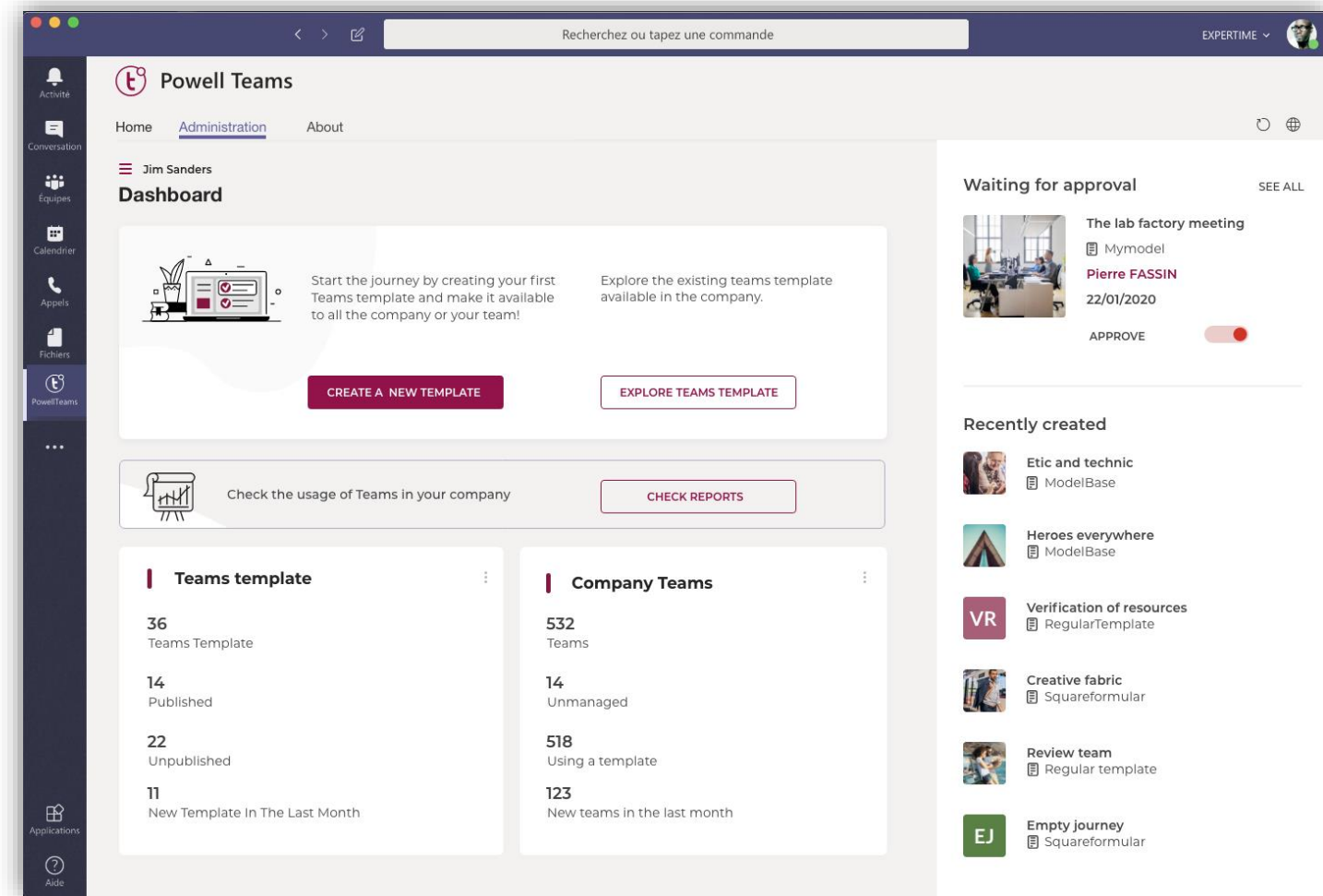


POWERFUL TEAMS ADMINISTRATOR DASHBOARD

POWELL TEAMS

Define your **Microsoft Teams governance** in few minutes with the Powell Teams administration dashboard

- Manage your Team templates available to your employees
- Publish them in one click
- Track the activity

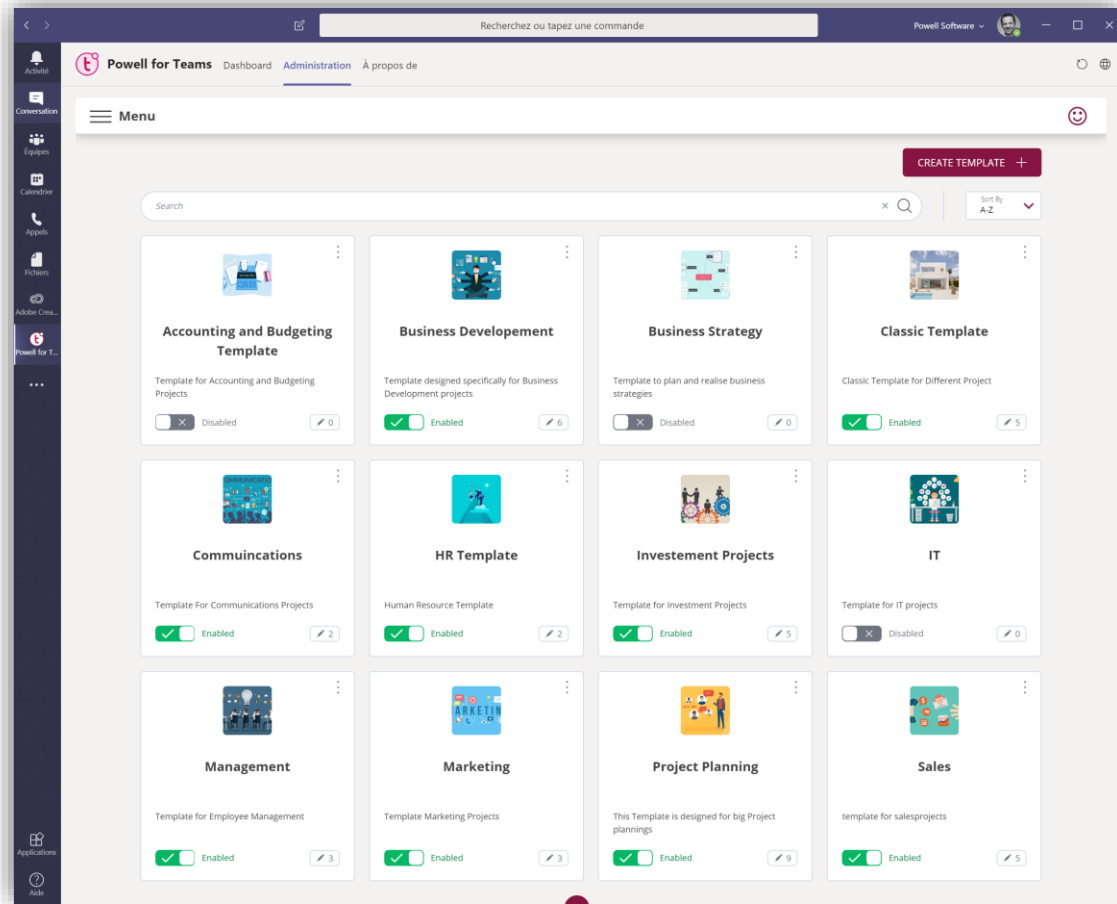


**This dashboard display is in our roadmap*

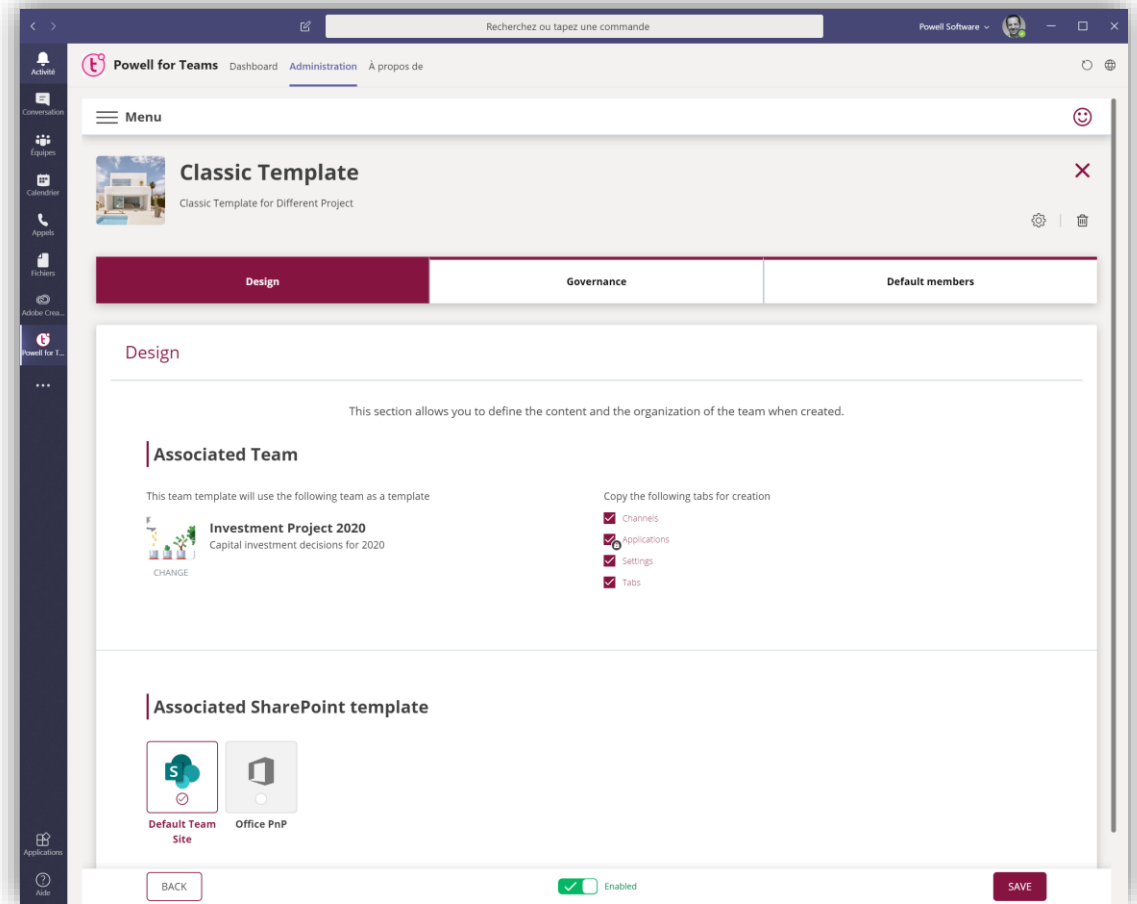




MANAGE YOUR TEAMS TEMPLATE ADMINISTRATOR DASHBOARD



Manage your template



Configure your Microsoft Teams Template and
your SharePoint site template





GOVERNANCE RULES ADMINISTRATOR DASHBOARD

Apply your governance rules on the templates:

- Naming convention
- Default privacy
- Profiles who can access the template
- Tags
- Minimum Owners & Members
- Default Owners & Members
- Approval process (*roadmap*)

Classic Template
Classic Template for Different Project

Design | **Governance** | Default members

Default members

When you create a Team based on this template, you can define default owners & members who will be automatically added to it

Default Team owners

Select owners to add by default to your team

Frederic le port CLEAR

Default Team members

Select members to add by default to your team

Jim Sand CLEAR

BACK SAVE

Classic Template
Classic Template for Different Project

Design | **Governance** | Default members

Governance

Define your governance rules associated to your Teams template

Naming convention

☐ None ☒ Use an existing one ☐ Create a new one

Select your naming convention:

Privacy

Private Let the user choose Public

Who can use this template?

☒ Everyone ☐ Specific users

Categorize your teams with tags

CLEAR ALL

Set default values for the tags

Department	<input type="text" value="Choose"/>	<input checked="" type="checkbox"/> is Mandatory
Location	<input type="text" value="Choose"/>	<input type="checkbox"/> is Mandatory
Shared with	<input type="text" value="Internal"/>	<input checked="" type="checkbox"/> is Mandatory

Minimum number of members

Team owners	Team members
Minimum number of owners	Minimum number of members
<input type="text" value="-"/> <input type="text" value="2"/> <input type="text" value="+"/>	<input type="text" value="-"/> <input type="text" value="3"/> <input type="text" value="+"/>

BACK SAVE

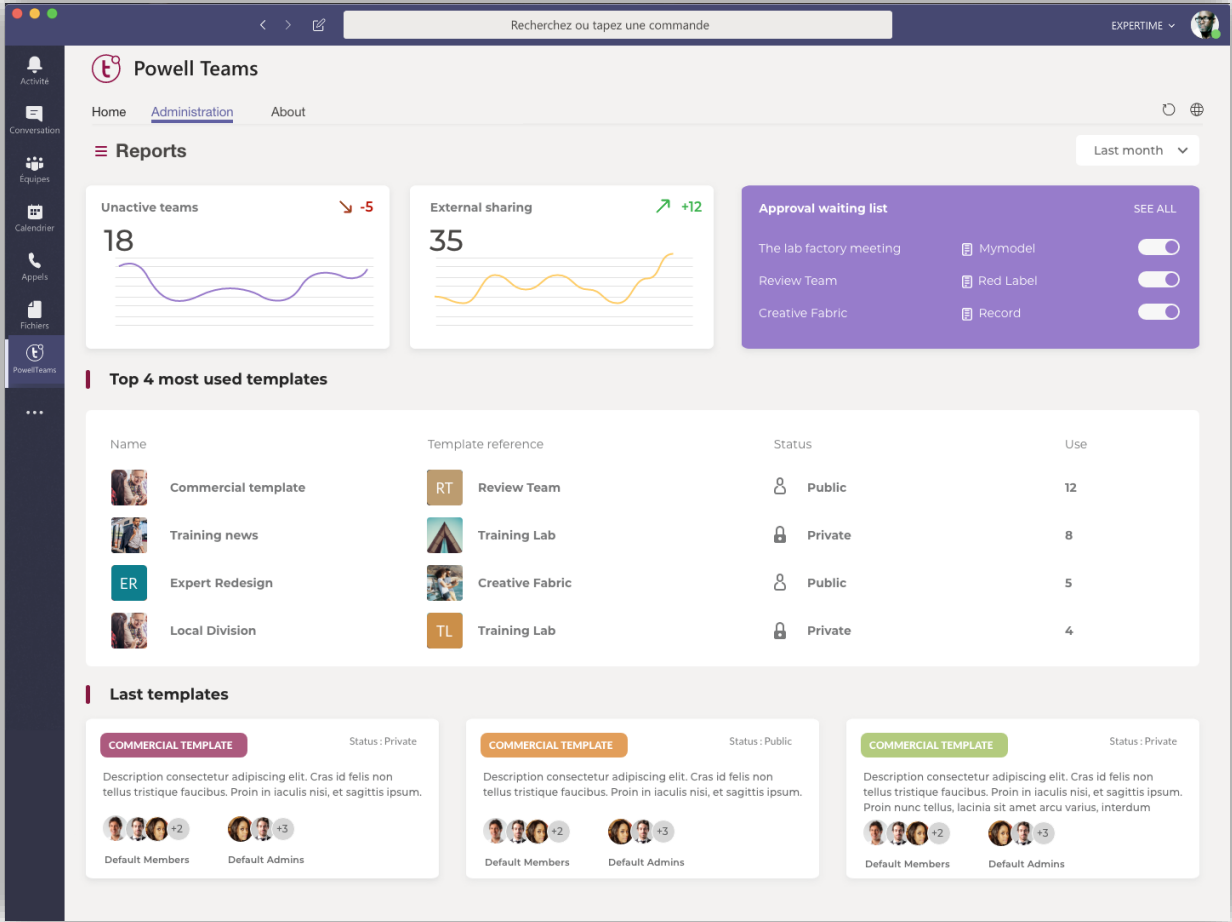




POWERFUL TEAMS ADMINISTRATOR DASHBOARD

POWELL TEAMS

Track the activity into Microsoft Teams and understand how your templates are used



**This dashboard display is in our roadmap*





CONTACTS



@powellsoftware



www.powell-software.com



Frederic Le Pors – Product Manager

flepors@powell-software.com

Raphael Pannier – CTO

rpannier@powell-software.com

