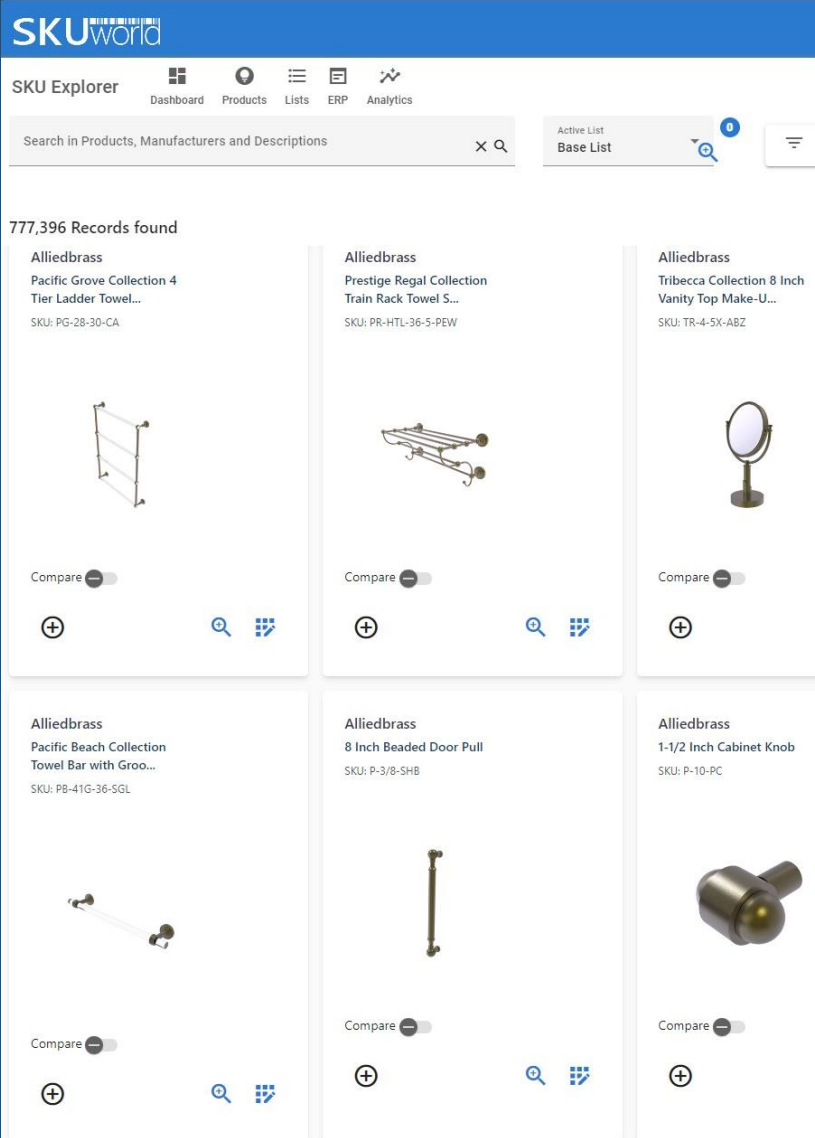


Product Information Management (PIM)

SKUworld

www.skuworld.com





SKUworld can help:

- Increase Margins
- Maximize Productivity
- Enhance Customer Experience

Who is SKUworld?

Where We Focus

SKUworld is the leading cloud-based technology ecosystem to elevate the communication and accountability of manufacturers, distributors, and home building businesses

What We Do


SKUworld has built world class data acquisition tools and processes, data organization, management and distribution

SKU Product Editor

Culina Max Save Product

Images Product Accessories Custom Attributes Documents

French Door Refrigerator



Add Property

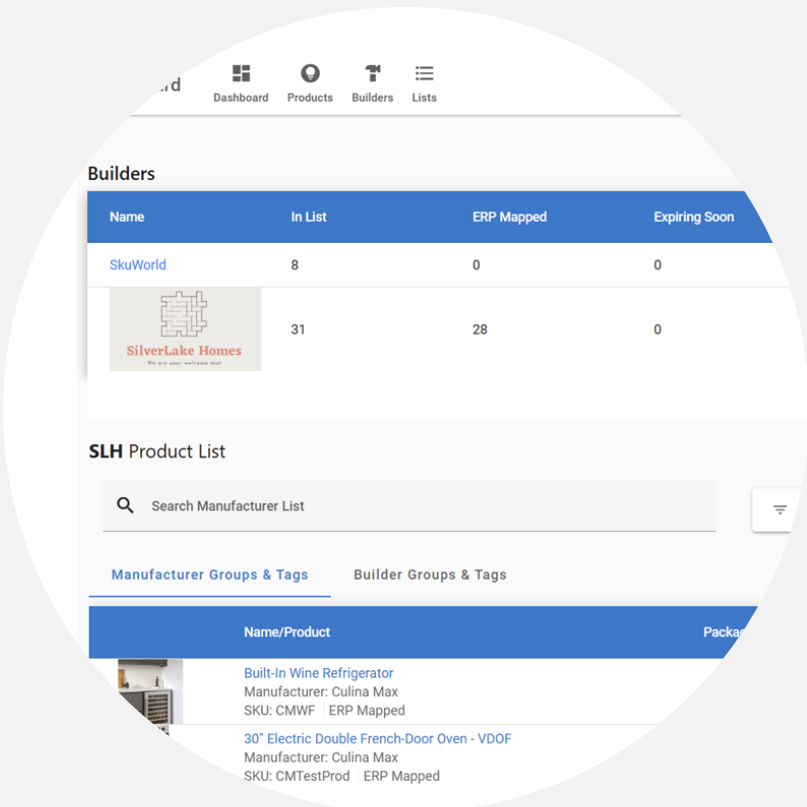
Property Name	Property Value
Property Name Features	Property Value Easy Hinge Do
Property Name Specifications	Property Value Shelves: 12 T
Property Name Volume	Property Value 21 cu. ft.

French door refrig

Break free from searches limited by a distributor or across many manufacturer websites


Why a PIM?

- Manufacturers have continued to struggle with obtaining, managing, and connecting SKUs with business systems
- Relationships and communications between the manufactures, distributors, and buyers needs to be improved



Dashboard Products Builders Lists


Builders

Name	In List	ERP Mapped	Expiring Soon
SkuWorld	8	0	0
 SilverLake Homes	31	28	0

SLH Product List

Search Manufacturer List

Manufacturer Groups & Tags Builder Groups & Tags

Name/Product	Packa
 Built-In Wine Refrigerator Manufacturer: Culina Max SKU: CMWF ERP Mapped	
30" Electric Double French-Door Oven - VD0F Manufacturer: Culina Max SKU: CMTTestProd ERP Mapped	

French Door Refrigerator
by **Culina Max**



Overview

Short Description

French door refrigerator with glass front

Total Package

- Product Data
- Detailed Pictures
 - Documents
 - Videos
 - 3D Files

Product Card Components

- Name
- SKU
- Category
 - Finish
- Attributes
 - Features
 - Specs

Product Details

Sku Product Id	cuI_BAFB5DA5
Product Color	Black
Category	Appliances

More Information

Features	Easy Hinge Doors
Specifications	Shelves: 12 Total
H x W x D	72" x 36.5" x 28.5"

Document List

-  Warranty  Specifications  Installation

QR Code

