

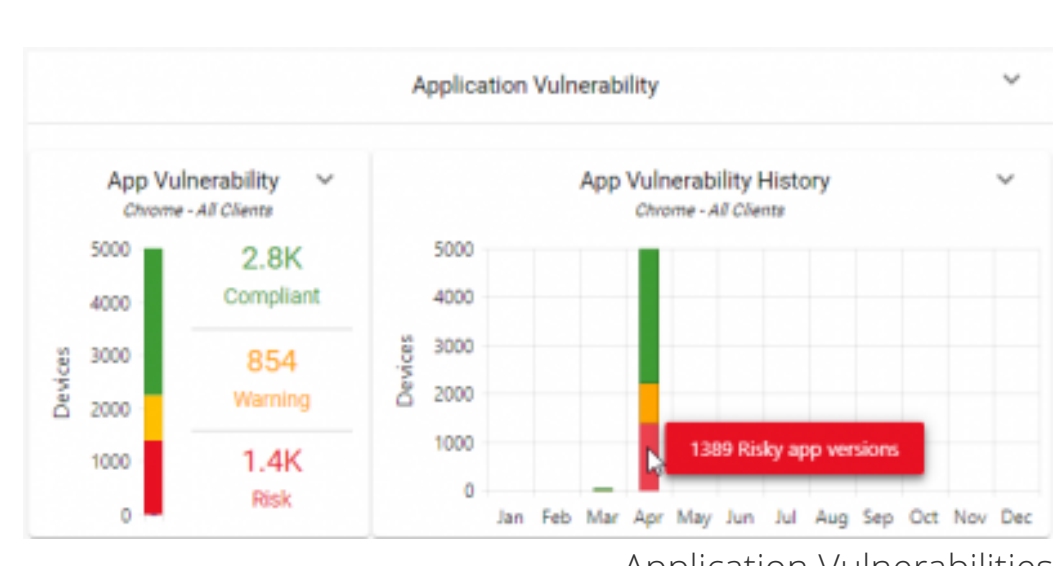
Insight Analytics™ Feature List

Here's what's in Insight Analytics version 4.3

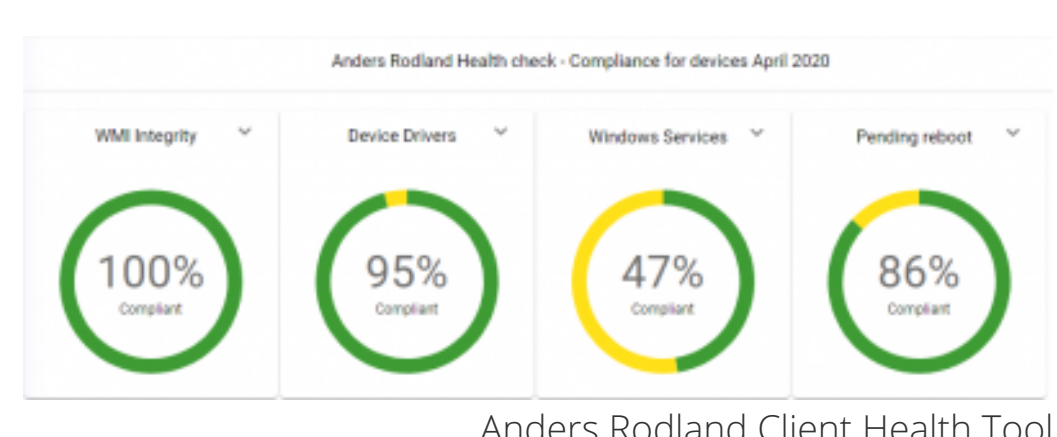
Insight Analytics is full of features that vastly improve your operational excellence, security posture and compliance efforts. We make it easy to keep track of variations and changes in your software, endpoints and processes, because the first rule of data-driven decision-making is that you can rely on your data.

Features

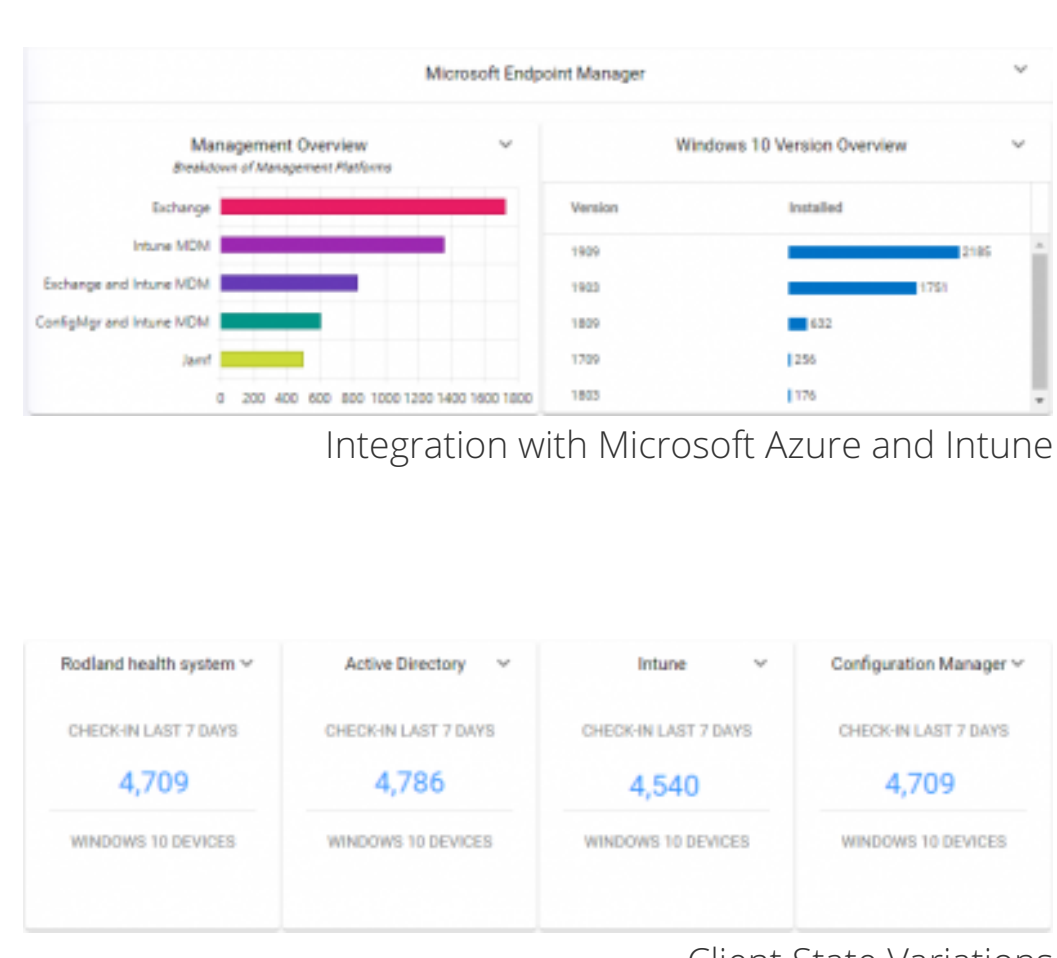
Security Insights



Client Health Insights



Operational excellence Insights



User experience Insights

Insight

Provide insight to anything security related. This view can contain insights into:

- Patch process
- Patch state (Microsoft and non-Microsoft programs)
- Insecure configurations for protocols, services etc.
- Windows 10 security settings (Bitlocker, Windows Defender apps, etc.)

Insecure applications

- Identify non-Microsoft applications not updated to the latest version.
- Categorize versions into 'safe', 'warning' and 'risk' states:
 - **Safe** (green; maximum 2 versions behind)
 - **Warning** (yellow; 3 to 6 versions behind)
 - **Risk** (red; every version more than 6 versions behind)
- Set customized infrastructure tolerance levels for version lag by product

Provide insights to anything related to the device, including:

- Number of make/model
- Number of make/model/region
- Windows 10 versions
- Compliance

Rodland ConfigMgr Client health

- Identifies root causes for unpatched clients
- Increases patch compliance significantly
- Detects and fixes known errors in Windows and ConfigMgr Client
- Enforces required services to run and start automatically

¹⁾Developed by Anders Rodland and in use in banks, universities, hospitals, government agencies, national military, and many other sectors

NEW: Goal Tracking

- Enter your project goals and deadlines into the Insight Analytics dashboard.
- Get an overview of how your projects are progressing.
- Get a prognosis for whether or not you will finish on time, based on the current resources and effort.

NEW: Custom Charts

- Display your custom queries in any type of existing Insight Analytics widget you prefer (donuts, bar, number, etc.)
- Customize the dashboard to reflect your priorities and preferences
- Increase visibility to the issues and threats in your infrastructure

This view will be updated regularly and contains information about how you manage our daily operations. Insights here can be:

- Windows 10 upgrade task sequence
- Windows 10 bare metal task sequence
- Strategic applications
- Client health
- Client activity
- Client inventory health

Restart tool

- Notify and prompt users when restarts are required
- Let users postpone shutdown
- Identify single or groups of devices that require restarts
- Track if restarts are successful, and the changes installed
- Customize design and language in restart notifications

Update Frontend tool

- Prompt users when upgrades are required.
- Let users postpone the upgrade
- Identify single or groups of devices that require upgrades
- Ensure upgrades happen painlessly for users
- Customize design and language in upgrade notifications

IMPROVED: Client State

- Identify active devices in multiple data sources: ConfigMgr, Intune, Active Directory.
- **New in v4.3:** Connectors for: Cisco Umbrella; Palo Alto Traps; SNOW Inventory; Heimdal Security.
- Identify client variations on a data source
- Reporting on all devices, subsets or single devices: See last check-in date; customize "active" values.
- Export reports to Excel for further analysis
- On-demand development of connectors for other data sources is available for Insight Analytics customers. Request a pricing proposal from us.

Automation

- Automatically registers and reflects changes to software update processes
- Approved changes are automatically visualized in IA
- Change process documentation for compliance tracking
- Saves resources for manual change logging

Integration with Microsoft Azure and Intune

- One view health data, compliance data, OS versions from both their on-prem ConfigMgr environment and Intune, including:
 - Operating system versions on Android, iOS, MacOS, Windows
 - Autopilot enrolment status
 - Compliance status
 - Health of Windows 10 devices
 - License overview, for Intune related licenses
 - Management overview, which management platforms are in use to manage all the devices

NEW: Integration with Azure Log Analytics

- Push data from Insight Analytics to Log Analytics to enable advanced options such as threshold alerts and ticket creation.

NEW: SQL Connector

- Query and visualize data from any SQL database

NEW: Integration with Microsoft Desktop Analytics (incl. Windows Connected User Experience)

- Visualize Windows Update for Business (WUfB) installation status

This view will provide insight into anything impacting the end user in his/her daily live. This can be:

- Computer startup time
- Blue Screen of Death
- Applications (e.g. Outlook) with poor performance
- Application crash information
- CTGlobal User Experience index
- Applications configured to auto start and have a high CPU, I/O impact

Smart Data Analysis

- Ongoing data analysis training
- Best practice recommendations customized to your business
- Risk assessment to identify specific risks and potential

What is Insight Analytics™?

Book a demo

Insight Analytics™ analyzes and visualizes the data from your infrastructure, and delivers a full overview of IT threats and potentials in an easy-to-read, customizable dashboard.

[READ MORE](#)

Let one of our Senior Consultants walk you through the data and insights you can access, to make proactive decisions and keep your infrastructure healthy.

[BOOK A DEMO](#)

Insight Analytics™ 4.3: Customized insights help drive and control change for better results

2020 has taught us the importance of fast and accurate technology decisions

It is not helpful if the business's most important work tools are unstable and performing badly

Blog post by Kent Agerlund, CTGlobal Founder, Microsoft MVP and Regional Director:
Digitalization is definitely the key to better results. But naturally there is a flipside: All that change needs to be controlled.

[READ MORE](#)

Blog post by Peter Odgaard-Jensen, CTGlobal CEO:
Does your organization's tech capabilities support your business requirements? Insight Analytics™ lets you keep an eye on what's relevant for your organization.

[READ MORE](#)

Blog post by Lisbeth Gjørup Petersen, Insight Analytics Business Development Manager:
With Insight Analytics™ we help you make sure your digital tools are implemented as they were intended: As a cause of relief and empowerment, not frustration and obstruction.

[READ MORE](#)

CONTACT CTGLOBAL

CTGlobal Denmark
Lyskaer 3CD
2730 Herlev
Denmark
+45 4342 9601
info@ctglobalservices.com

For contact information for CTGlobal US and other regions, please visit our contact section

RECENT TWEETS

We're at #OffDig2021 today and tomorrow - a big #publicsector #IT conference in Denmark. It's our first live event...
twitter.com/web/status/1...
3 weeks ago

SIGN UP FOR CTGLOBAL NEWSLETTER

First Name *

Last Name *

Email *

[Sign up](#)