



Return-to-the-Workplace Solution: 5 Day Quick Start

Reopen workspaces rapidly and safely.

Are you ready for the return?

Get equipped with the right tools and partners.

- Workers are returning to physical workplaces in accelerating numbers.
- Affirming vaccination and testing status is essential for safe returns.
- Employers need thorough, simple, adaptable tools to manage the process.
- Success depends on the right technology and the right partner to implement it.

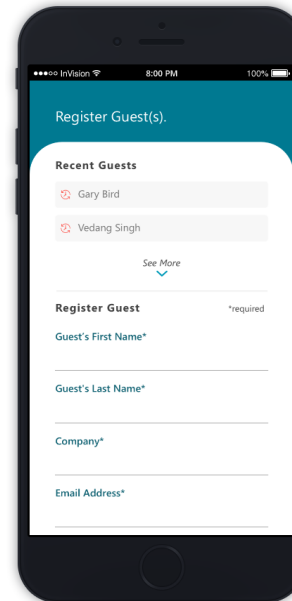


The right technology

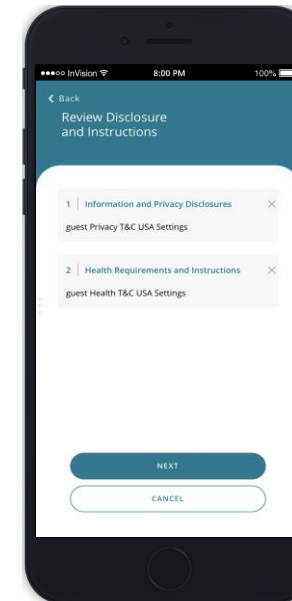
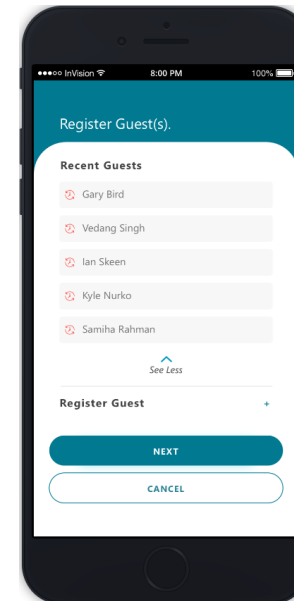
Thorough, Easy, Adaptable

Microsoft's Return-to-the-Workplace solution supports the location readiness and management needs of facility managers, health & safety leaders, employees & guests as well as executive leadership. Key elements include:

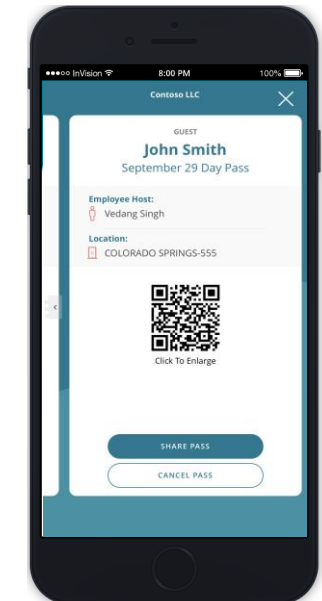
- Employee care management like simple self-screening and health attestation
- Workplace management such as facility readiness checklists and hot spot tracking
- Leadership dashboards for fact-based progress at-a-glance
- Easily modified functionality to adapt to whatever's next



Employee registers a new guest or selects from their recent guests



Employee reviews disclosures and instructions

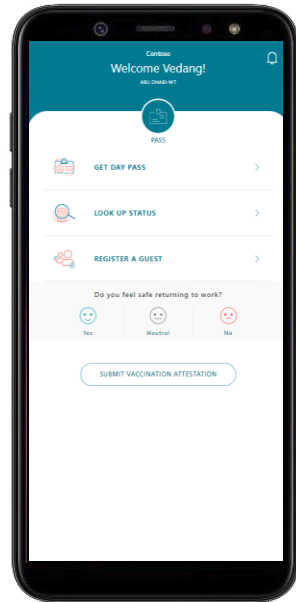


Employee receives a day pass for their guest and can share the pass with their guest

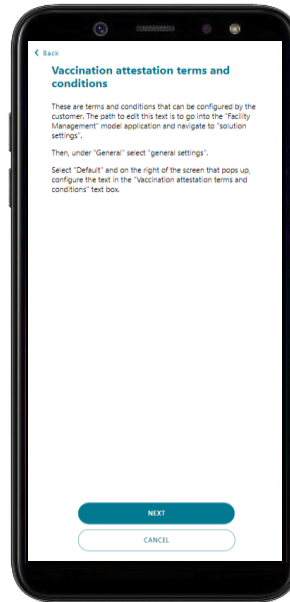
Easy to attest

Simple, secure self-service for sensitive data

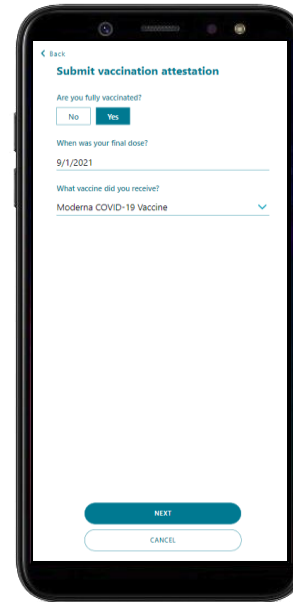
Microsoft's Return-to-the-Workplace solution recognizes the need for simplicity and sensitivity when certifying vaccination or testing status. In a few simple automated steps, the tool helps employees self-screen and report their results or provide proof of exemption.



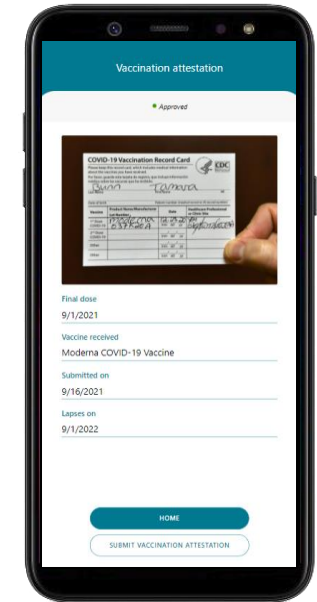
Employee attests to their vaccination status



Employee provides information about their vaccination and uploads an image of their vaccination record or SMART QR code



The attestation is automatically approved, or manually verified and approved based on the organization's policy



The right partner

Avanade is a global workplace solutions leader

Organizations across North America are scrambling to get a system in place that will track worker vaccinations/regular testing even as finding and keeping the best employees is harder than ever. The risk of failure with your digital return-to-the-workplace solution is too great to go it alone. Ensure success by seeking support from world-class professionals who know the technology nuances and the challenges of change management involved with the process. **Avanade tops that list.**

Avanade brings strong workplace transformation credentials:



MICROSOFT
2021 GLOBAL
ALLIANCE SI
PARTNER
OF THE YEAR
— FOR THE 16TH TIME



MICROSOFT
GLOBAL
EMPLOYEE
EXPERIENCE
PARTNER
OF THE YEAR 2021



Research firm HFS selected Accenture and Avanade as the #1 Digital Workplace Design Services Provider



Digital strategy and change enablement practices



Cross-client workplace forum, benchmarks, and best practices



Full-service digital studio and experience design practice



1,800-plus workplace projects delivered

Return-to-the-Workplace Rapid Ramp-up.

5 days to get up-and-running with speed and certainty

Get onboard with Microsoft's Return-to-the-Workplace solution through Avanade's RTW Rapid Ramp-up program. In under 1 week, Avanade's experts will install Microsoft's baseline Return-to-the-Workplace solution configured with your organization's brand identity.

The program includes:

Employee Return to the Workplace. To ensure employee wellness and productivity in the return-to-the-workplace process, this app let's workers check in, attest to vaccination or testing, and answer other questions to determine whether they're eligible to enter a facility. With a positive health survey completed – including vaccination or negative test attestation – automatic or manual approvals occur, and employees are given a pass to schedule office time.

Location Readiness Dashboard. Provides your executive and crisis management leadership a comprehensive view of all your locations to determine when they're ready to reopen and the status of their reopening and usage.

Facility Safety Management. Gives facility managers the tools and secure Dataverse storage they need to provide a safe working environment for employees to return to the workplace.

Workplace Care Management. To assist facility managers and health and safety leaders, this app helps implement a four-step process for employee case management: opening, investigating, monitoring, and resolving. The goal of this module is to provide clear insight and consistency in case management across the company.



Ramp-up your Return to the Workplace. Now.

Because waiting is no longer an option, contact us.

Complete this brief form to request a discussion about your organization's eligibility for Avanade's Return-to-the-Workplace Rapid Ramp-up program.

Name	Your name
Organization	Your organization
Telephone	Your telephone
Email	Your email
Situation	Your situation

