


# Accelerate and Automate Your Migration From Tableau to Power BI

BI Converter overview





# Wavicle + Azure

As an **Azure Solutions Partner for Data and AI**, we empower our customers to fully harness the potential of Azure's capabilities and provide **specialized expertise and support**.

- **Tailored Microsoft solutions:** Planning and delivery of tailored Microsoft analytics solutions using Power BI, Azure Synapse Analytics, Azure Data Lake, Azure Data Factory, and Azure Databricks
- **End-to-end data and analytics support:** Support across a company's full data and analytics ecosystem that includes analyzing existing workloads, generating schema models, and performing ETL operations to migrate data to cloud-based data storage and enable cloud-based analytics solutions
- **Advanced analytics and AI:** Strategic planning, support, and services that enable the adoption of AI and implementation of Azure AI and machine learning solutions
- **Proven expertise:** Deep technical knowledge and expertise in Azure's data, analytics, and AI services and proven success in selecting and tailoring solutions to our customers' specific needs and goals
- **Customization:** Custom-built, innovative data and AI solutions that align with your strategic objectives
- **Efficiency:** Accelerators and frameworks that save customers' time and resources, ensuring a smoother implementation and faster speed to value
- **Support and training:** Ongoing support, maintenance, and training to ensure the solutions continue to work effectively, adapt as the business evolves, and can be effectively managed and optimized by in-house teams
- **Compliance and security:** A strong focus on data security and compliance that ensures implemented solutions meet all relevant regulatory standards

# Tableau vs. Power BI

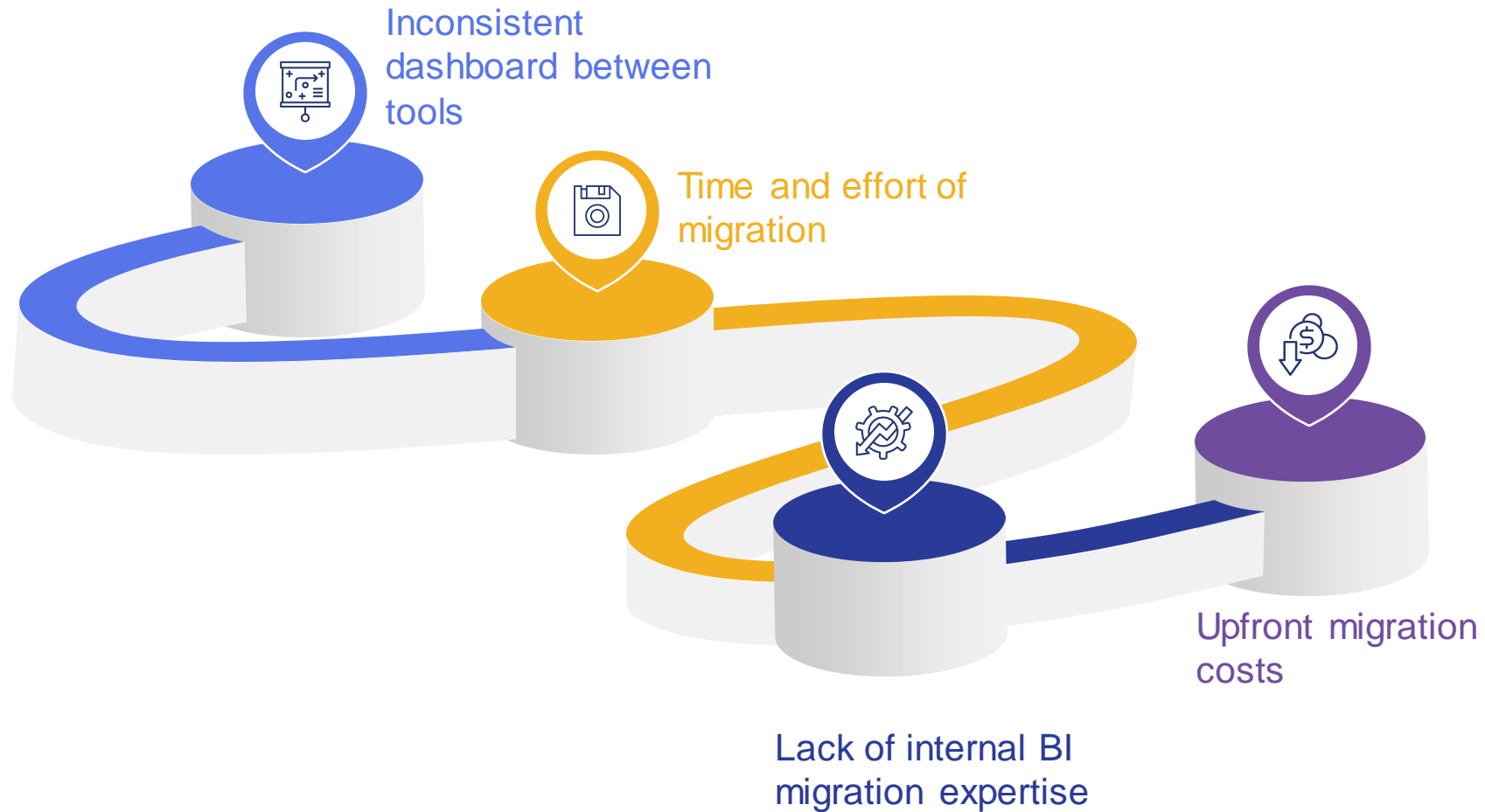


- **License-based pricing model:** Consistently higher costs than user-based pricing
- **Lack of augmented insights**
- **Limited data storage capacity:** Limited storage capacity is problematic for companies with large datasets
- **Integration challenges:** Tableau may not always integrate well with other data
- **Performance issues:** Slow and costly when working with large datasets or complex calculations
- **Scalability problems:** Users often have challenges with cost-efficient scalability and external sharing



- **User-based pricing model** = Lower TCO especially for large scale deployment
- **Augmented insights on demand:** Ask questions using natural language for anomaly detection and forecasting
- **Auto-scaling and serverless:** Resize capacity and address its memory and CPU. Provides a built-in serverless SQL pool as a convenient data source for queries.
- **Deeply integrated with Azure and Microsoft Fabric**
- **Share with internal and/or external users:** Share insights with external parties. Embed into applications. Multi-tenant & secure

# Common Migration Obstacles



Wavicle's BI converter can reduce  
conversion time and cost by up to  
90%

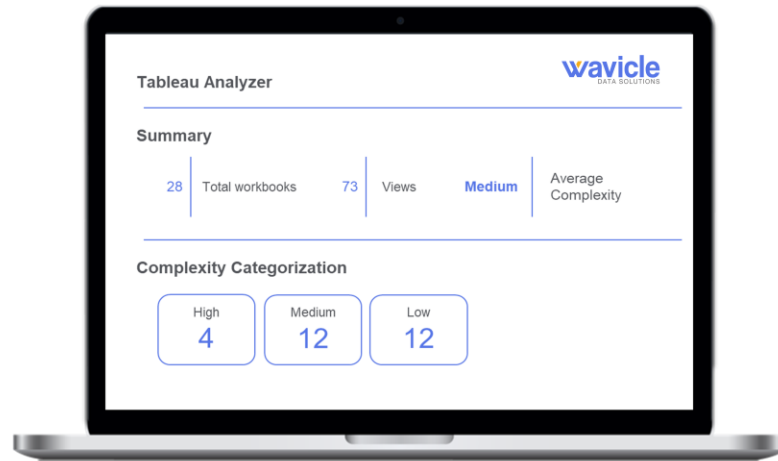
# Wavicle's Modern BI Migration Framework

	Platform assessment	Dashboard conversion	Analytics & design review	Change management
MANAGEMENT	<ul style="list-style-type: none"> <li>• Onboarding</li> <li>• Report rationalization</li> <li>• Dashboard prioritization</li> </ul>	<ul style="list-style-type: none"> <li>• Migration roadmapping</li> <li>• Migration execution</li> </ul>	<ul style="list-style-type: none"> <li>• Analytics visioning</li> <li>• Use case design</li> <li>• Design philosophy discussion</li> </ul>	<ul style="list-style-type: none"> <li>• Culture assessment</li> <li>• Impacts assessment</li> <li>• Visioning &amp; communication</li> <li>• Training &amp; monitoring</li> </ul>
TECHNICAL	<ul style="list-style-type: none"> <li>• Architecture review</li> <li>• Run analyzer</li> </ul>	<ul style="list-style-type: none"> <li>• Run BI converter</li> <li>• Apply enterprise standards</li> <li>• Testing &amp; validation</li> </ul>	<ul style="list-style-type: none"> <li>• Use case execution</li> <li>• Dashboard redesign</li> <li>• Build net new reports</li> </ul>	<ul style="list-style-type: none"> <li>• Application architecture setup</li> <li>• New workflow implementation</li> <li>• Decommissioning activities</li> <li>• New controls setup</li> </ul>
OUTPUT	<ul style="list-style-type: none"> <li>• Analyzer report (# dashboards, complexity, utilization, etc.)</li> <li>• Migration prioritization</li> </ul>	<ul style="list-style-type: none"> <li>• Migration roadmap</li> <li>• Dashboards now in power BI</li> </ul>	<ul style="list-style-type: none"> <li>• Fully modernized suite of power BI dashboards</li> </ul>	<ul style="list-style-type: none"> <li>• Fully implemented BI modernization</li> <li>• Communication materials</li> <li>• Training materials</li> <li>• KPIs</li> </ul>



# Tableau-to-PowerBI Analyzer & Converter

## Platform assessment ( Analyzer )



- Identify complexities of each dashboard
- Identify duplicates and utilization for rationalization
- Understand what is compatible with PowerBI
- Identify dashboards compatible for automated migration
- Results delivered in an Excel spreadsheet
- Results allow for **100%** accurate migration cost estimates

## Dashboard migration ( Converter )

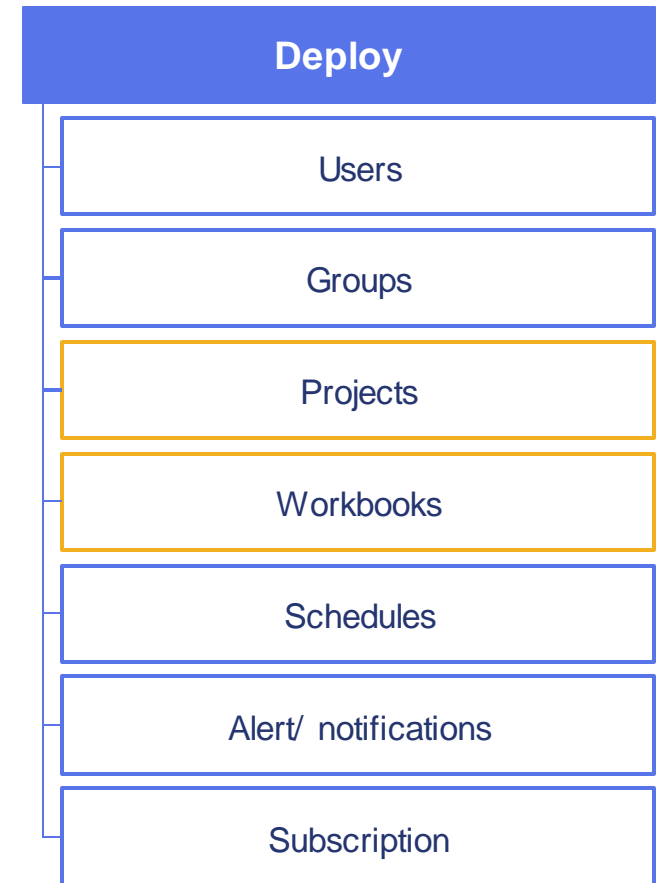
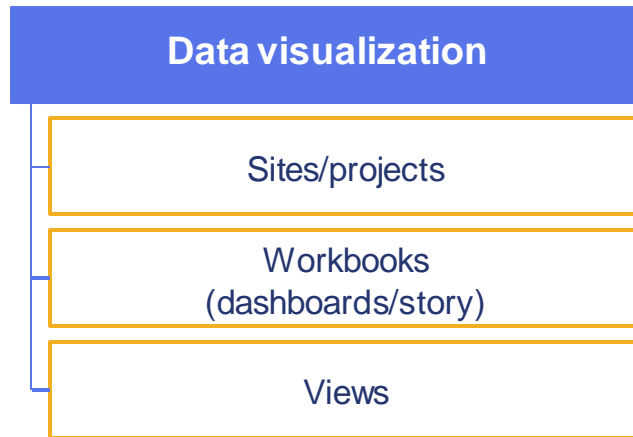
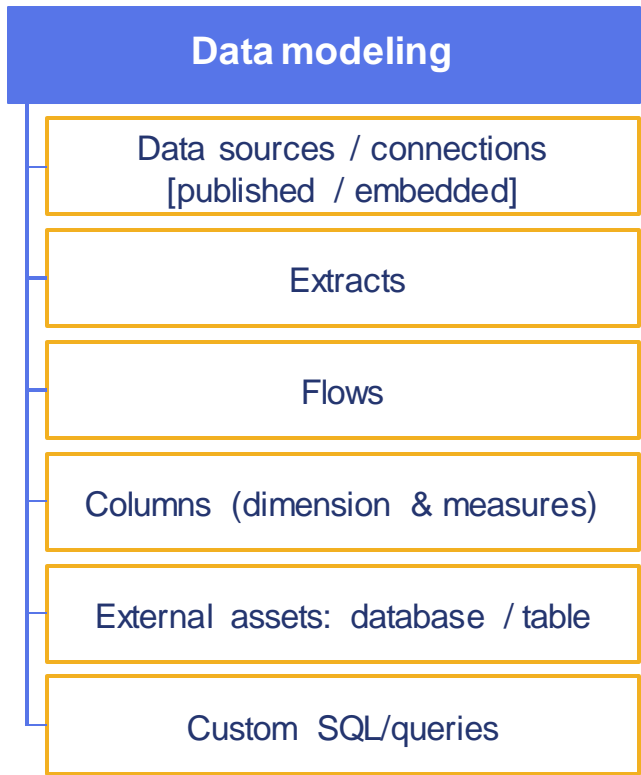
### Tableau



- ✔ Reduce effort by up to **90%**
- ✔ Reduce cost by up to **60%**
- ✔ Reduce errors by up to **70%**

# Tableau Contents – Automated Conversion

Automated using converter       Not automated using converter





# Analyzer – Dashboard Complexity

\*The analyzer assigns a complexity to each dashboard based on several factors including:

- Sheet
- Dashboard
- Story
- Extracts
- Data source
- Datasets

Dashboard complexity	Complexity points*
Low	$\leq 100$
Medium	100 - 199
Complex	200 - 299
Highly complex	$\geq 300$



# Ask for a Demo



# Your BI Migration Team

From onset to completion, your Wavicle team is committed to your success at every step of the way.



**Joe Fabrizio**  
Microsoft Practice Lead



**Laura Branch**  
Director of Data Analytics



**Ranjith Ramachandran**  
Director of Solution Engineering



# Ready to maximize the possibilities of your data?

Let's get started.

 [www.wavicledata.com](http://www.wavicledata.com)

 630-756-2632

 [info@wavicledata.com](mailto:info@wavicledata.com)

 [@wavicledata](https://www.linkedin.com/company/wavicle)



# About Wavicle

---

# Data & Analytics Innovation at The Speed of Business

## Wavicle at a glance

**500+**  
Consultants

**41%**  
Annual growth

**4**

**Global offices**  
*United States, Canada, India*

**4.6/5**  
**Stars on Clutch**  
*(Our clients love us)*

## Supporting diversity



Wavicle is a nationally certified minority-owned business and was named 2023 “Supplier of the Year” by the Chicago Minority Supplier Development Council

## Trusted by leading brands across industry



Travel, transportation, & hospitality



Manufacturing



Pharmaceutical



Financial services & insurance



Retail and CPG



Healthcare

## Experienced and trusted Microsoft partner



# From Tactical to Strategic

Wavicle provides services, solutions, and support to drive your data, analytics, and AI goals.



## Tactical support

Helping you build a solid data and analytics foundation, from data centralization to basic reporting



## Optimized insights

Maturing your data architecture and analytics to get deeper insights and drive better decisions across the organization



## Business alignment

Collaborating with business and technology to deliver self-service analytics for the insights they need in real time



## Predictive analytics

Using your data to forecast what will happen and how best to respond



## Automated excellence

Using AI and ML to automate processes and decisions to drive growth and reduce costs



# Our Services

Wavicle helps you rapidly reduce the **time**, **cost**, and **risk** of data and analytics projects.



## Data management

- Strategy & assessments
- Data lifecycle management
- Data architecture & engineering
- Data services & support



## Cloud & infrastructure

- Cloud design, migration, & modernization
- Cloud management & optimization
- Hybrid & multi-cloud integration
- DevOps & DataOps



## Analytics & insights

- BI & reporting modernization
- Customer analytics & personalization
- Design-centric UI/UX strategy
- Advanced analytics & predictive modeling



## Privacy, governance, & compliance

- Risk compliance
- Data privacy
- Data governance
- Data security
- Data retention
- PCI



## Advanced analytics

- Generative AI & LLM
- Machine learning services & MLOps
- RPA & IPA
- Data science services

PMO

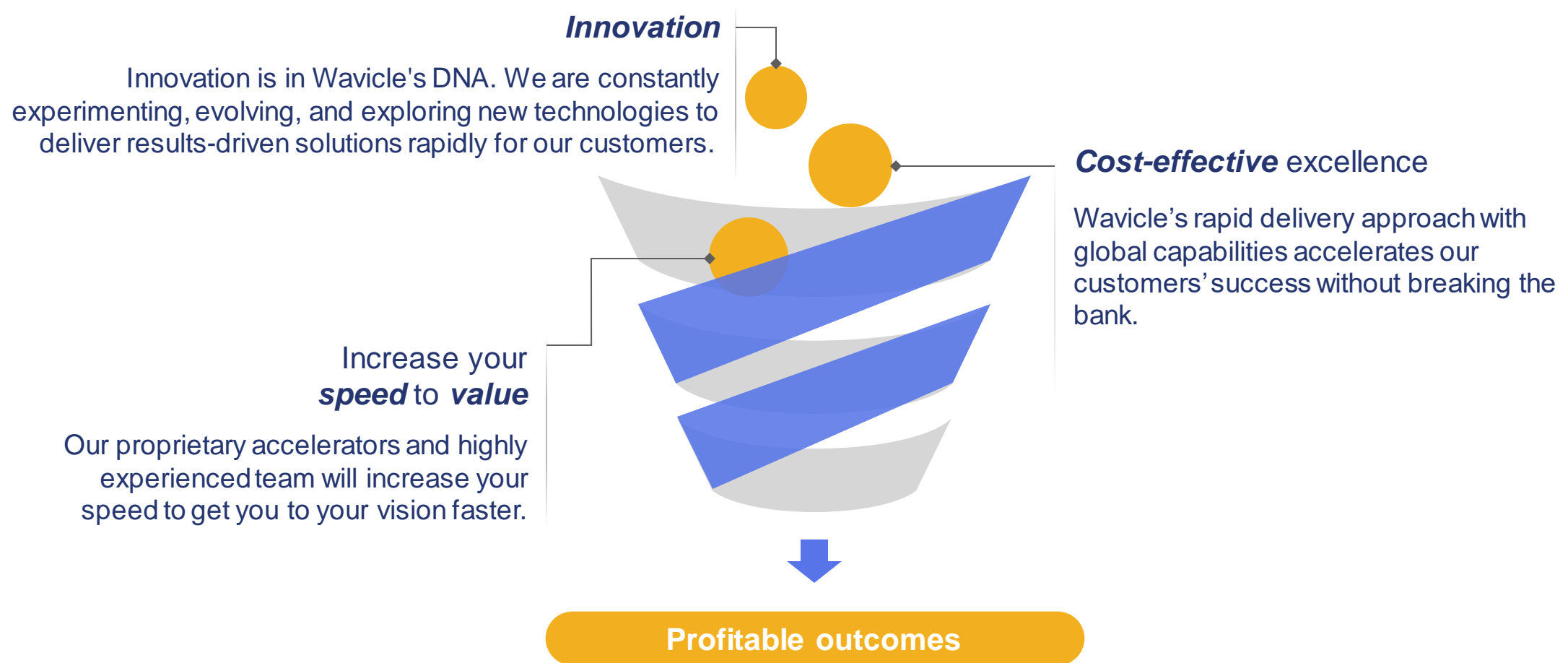
Strategy

Risk management

Foundational capabilities

# Our Formula for Exceptional Value

From implementing modern data strategies to leveraging AI, Wavicle delivers outcomes that empower our customers to make better decisions, increase efficiencies, and grow their businesses.



# Loved by Our Clients, Recognized by The Industry

## Select Microsoft Customers



Data & AI  
Azure

Over 50% of our customers engage in a multi-year partnership

## Select accolades



# Local Presence, Global Power

Based in Oak Brook, IL, with offices in Canada and India, Wavicle can deploy business solutions much **faster** and at a **fraction of the cost**.

- Local consultants in **over 25 US states**
- Near-shore and off-shore teams to provide **round-the-clock service, expedited project completion, and flexible pricing**
- A **consistent sales and delivery team** dedicated to your success, from sale to project completion

