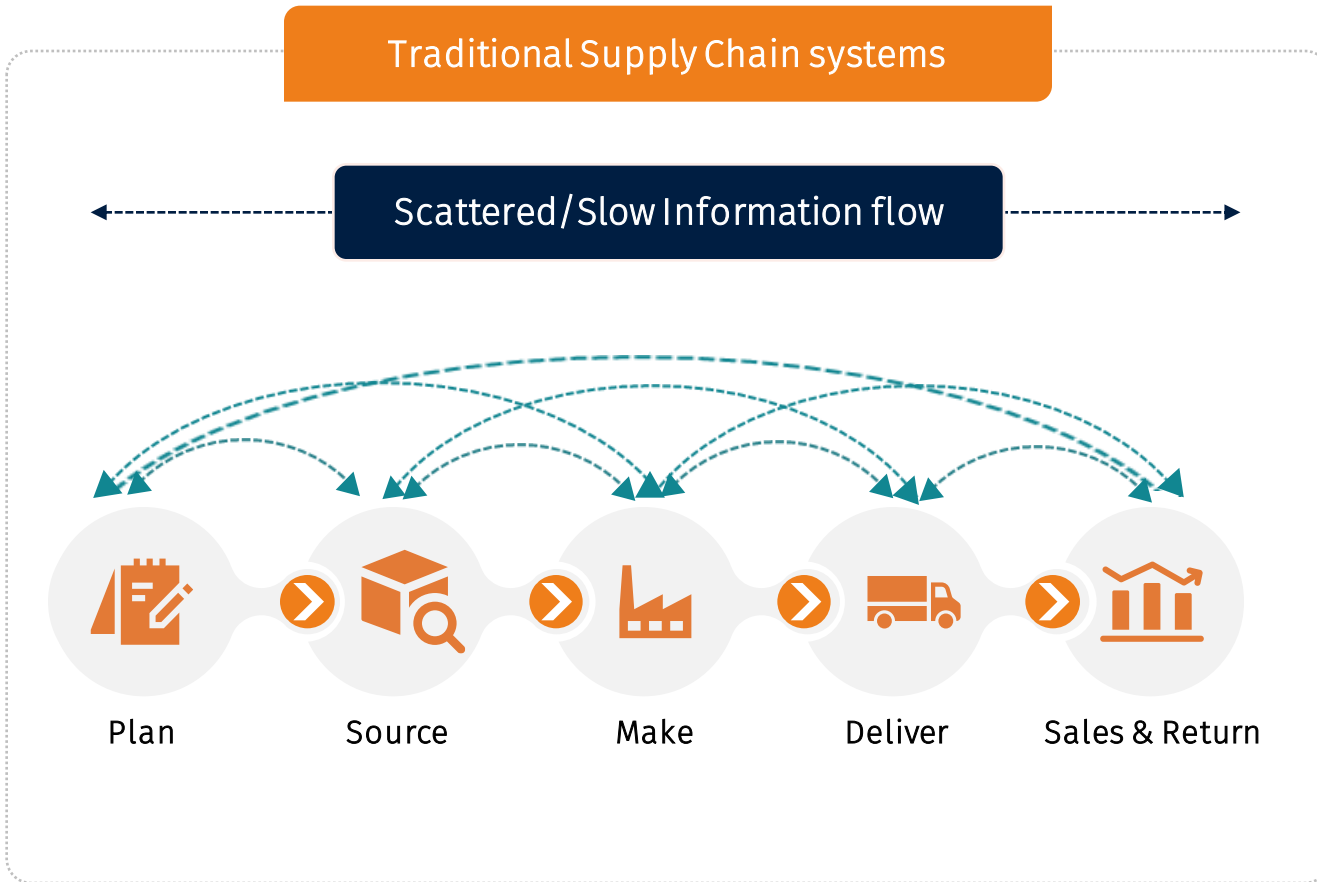




# Supply Chain Control Tower (SCCT)

Solution details & Differentiation

# Traditional Supply Chain Systems are siloed and have scattered information flow

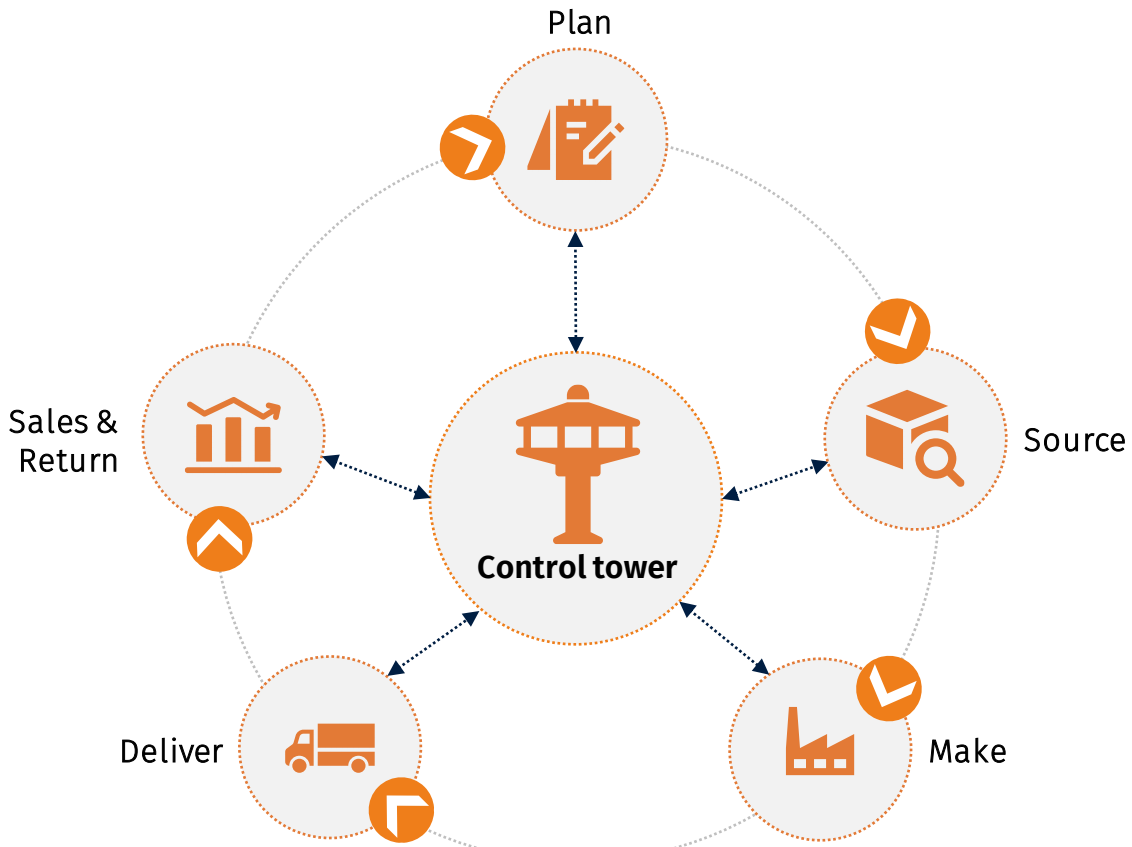


A central orange arrow points to a list of three challenges, each with an icon in a dashed orange circle:

- Data & Application silos**  
Siloed View of Supply Chain
- Difficulty in getting connected Insights across network**  
Collaboration delays due to sequential information flow across core operating functions
- Lack of predictive & Prescriptive intelligence**  
Planning Cycles within Isolated functions leading to unsynchronized responses

# Control Tower resolves visibility challenges and increases responsiveness & collaboration across supply chain

## Connected Supply Chain



- Visibility**  
End to End Visibility (current and predicted) across Supply Chain
- Responsiveness**  
Real-time connected insights across functions drive better collaboration during planned/unplanned events
- Collaboration**  
Scenario planning to analyze trade-offs across functions; Prescriptive engine to drive optimization

 Material Flow       Information Flow

# Control tower delivers significant business benefits along with increased reliability



Automated alerting and what-if capabilities draw your planners to the right focus areas and gives them the tools, they need to maintain high service levels



Optimizing your Inventory, procurement, manufacturing, distribution, logistics and last-mile reduces overall 'cost to serve' and unlocks working capital efficiency



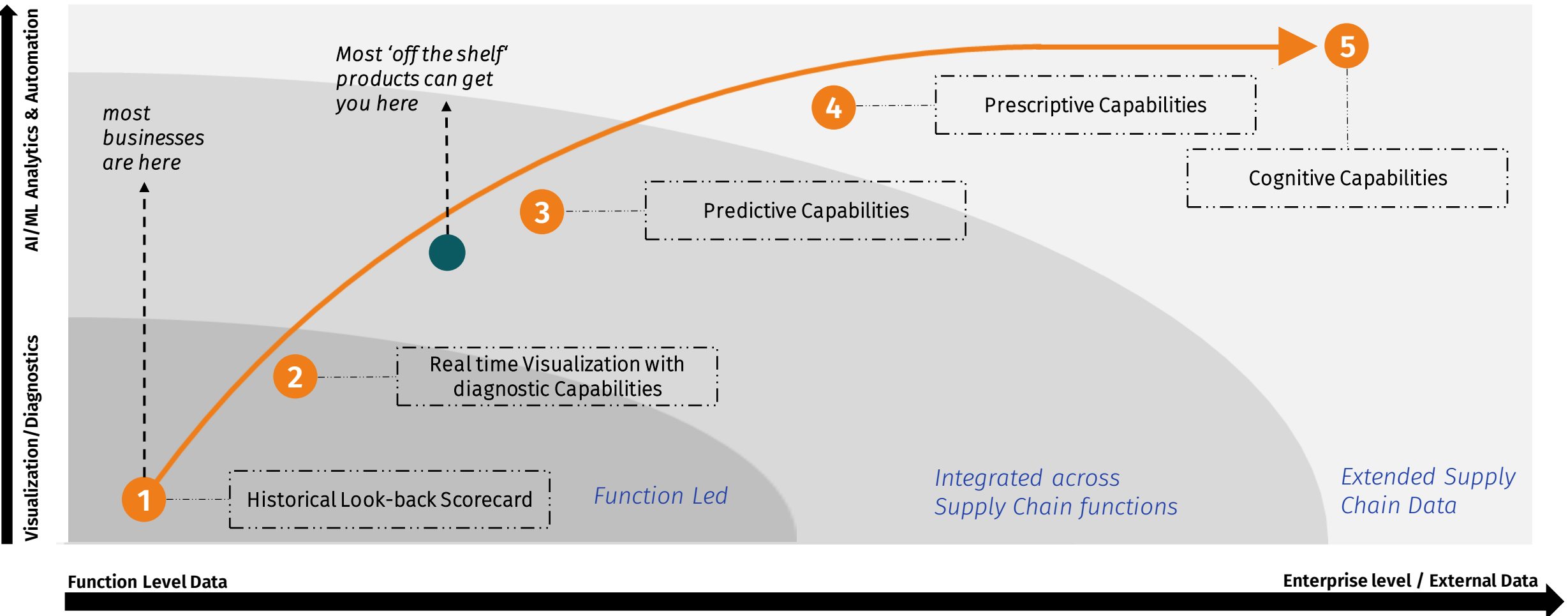
Fewer out of stocks and lost sales due to better forecasting and real time alerts regarding 'on-shelf availability'



High-quality ML driven forecasts & accurate inventory policies /replenishment models will ensure reduction in redundant buffer stocks

# Organizations traverse multiple maturity levels along their Control Tower Journey































Tredence helps clients leapfrog maturity level 2 and move through levels 3, 4 & 5





# SCCT – ‘Accelerator-led’ deployments over other approaches

# Solutions build using pre-built accelerators have higher speed to value and lower costs

	 Most Favorable	 Favorable	 Least Favorable	Off-the-shelf products (think GI Joe toys)	Solution built-from-scratch (think home made toys)	Customized Solution with Pre-built accelerators (think Lego Blocks)
<b>Functionality, Customization and Future Enhancements</b> 						
						
						
<b>Deployment &amp; Integration</b> 						
						
						
<b>Costs</b> 						
						

# Key differentiators of Tredence's SCCT – Accelerator approach, 360 Data Engg. & Supply Chain Intelligence



WHY

## Accelerator Approach

Highly Customizable



Speed to Value



## 360° Data Engineering

Automated Data Workflows



Data Eng. Accelerators



## Supply Chain Intelligence

Data Science



Domain & Process Expertize





A decorative graphic consisting of several orange circles of varying sizes scattered across the slide, and a dark blue rounded rectangle with an orange bar on top, containing the main title.

# Tredence SCCT – Features and Demo

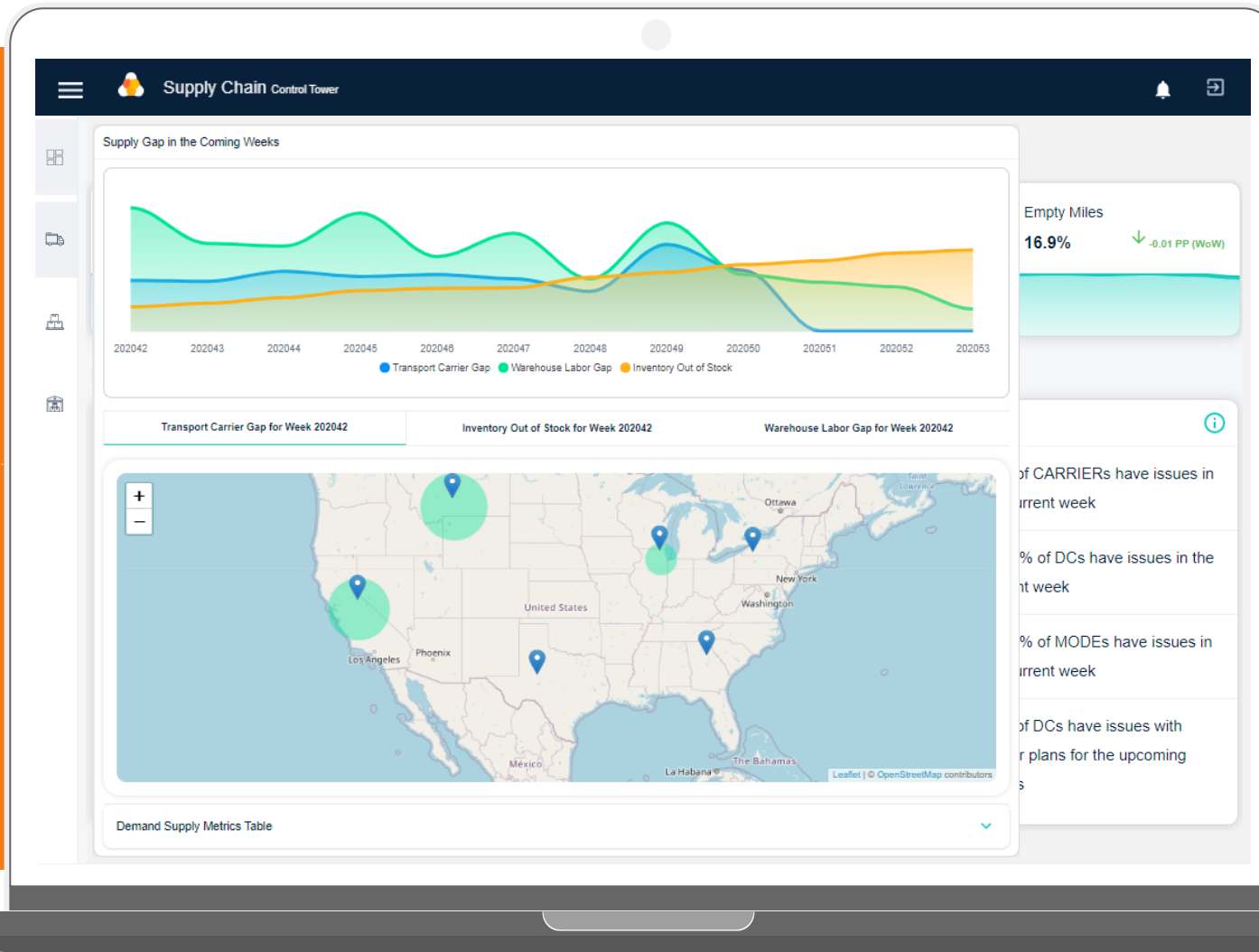
# Tredence SCCT – High level Features

## Realtime Visualization & Diagnostics

- Real-time End-to-End Visibility
- Self-Service Deep Dive & Root Cause Analytics
- Persona Based insights
- Comprehensive KPI Library

## Prescriptive and Predictive Analytics

- Arsenal of proven predictive & prescriptive use cases
- Evolved AI/ML powered models with improved accuracy and efficiency



## Cognitive Capabilities

- Sensing supply chain risks/disruptions based on external events
- Automating linear repetitive functions

## Real Time Alerts

- Real time Notifications on issues and events
- Trigger actions for users
- Alert Prioritization based on severity & impact

## Scenario planning

- Inbuilt Catalog of ready to use simulations
- Cross Functional action recommendations

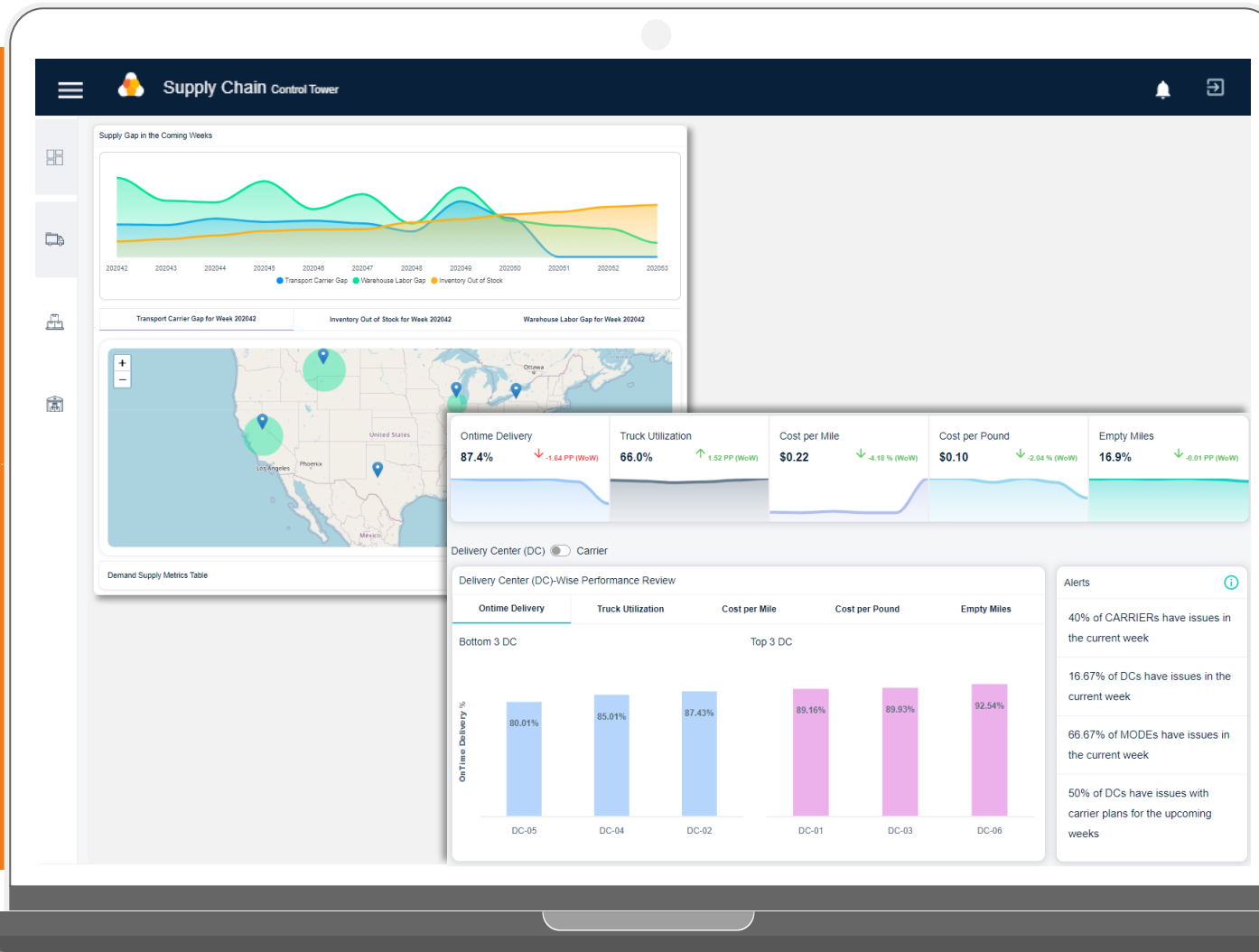
# Tredence SCCT – High level Features

## Realtime Visualization & Diagnostics

- Real-time End-to-End Visibility
- Self-Service Deep Dive & Root Cause Analytics
- Persona Based insights
- Comprehensive KPI Library

## Prescriptive and Predictive Analytics

- Arsenal of proven predictive & prescriptive use cases
- Evolved AI/ML powered models with improved accuracy and efficiency



## Cognitive Capabilities

- Sensing supply chain risks/disruptions based on external events
- Automating linear repetitive functions

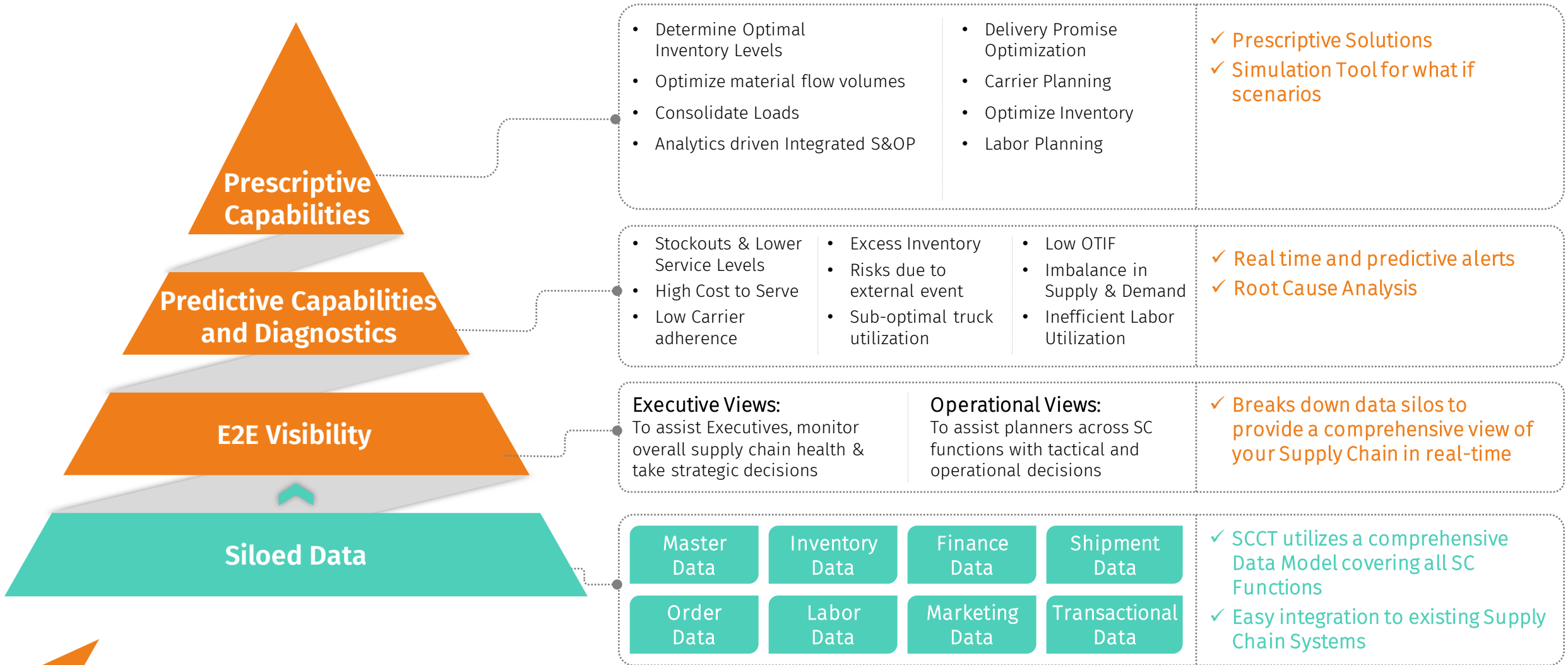
## Real Time Alerts

- Real time Notifications on issues and events
- Trigger actions for users
- Alert Prioritization based on severity & impact

## Scenario planning

- Inbuilt Catalog of ready to use simulations
- Cross Functional action recommendations

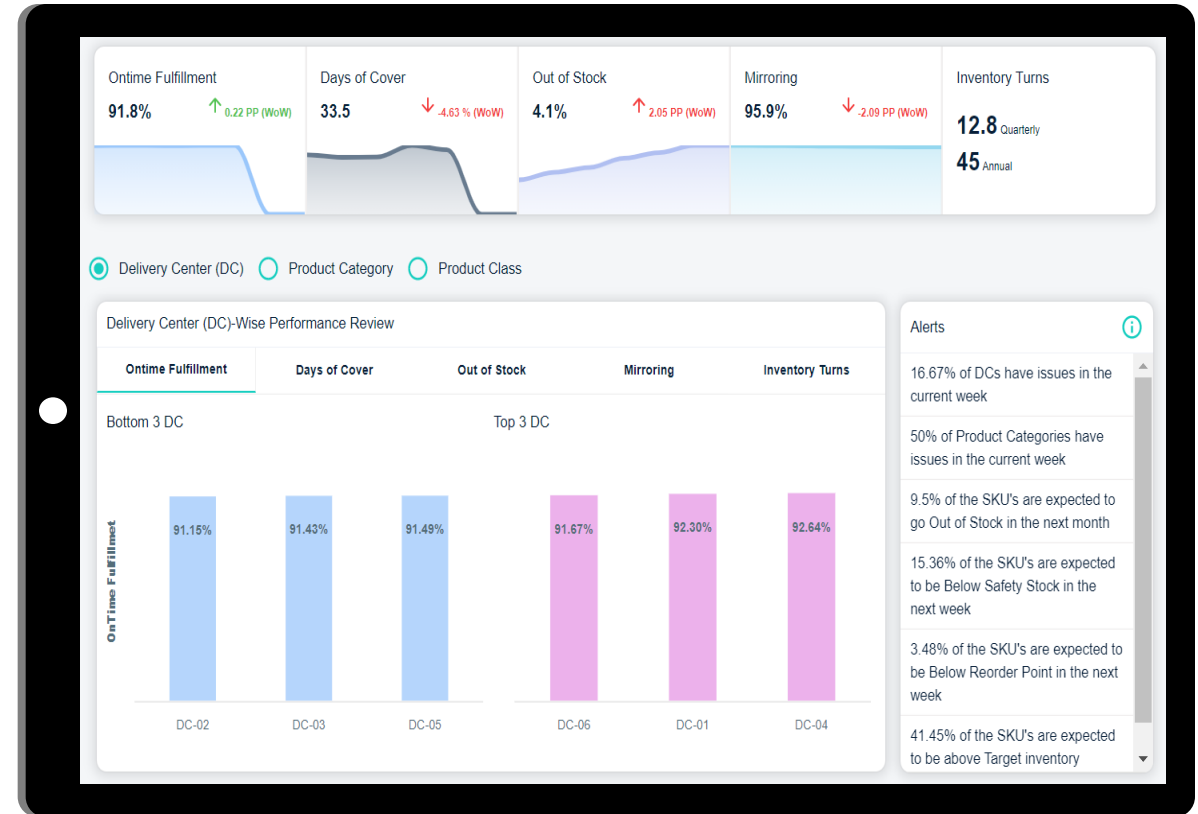
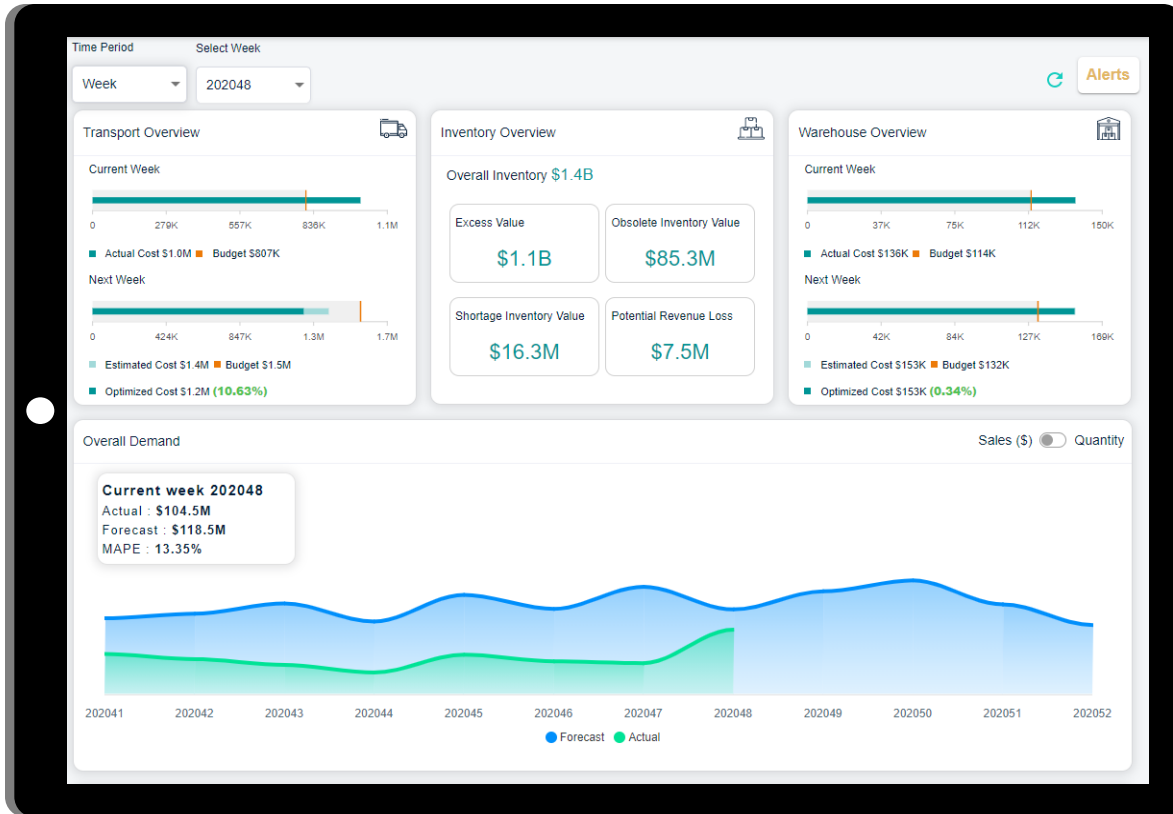
# Different levels of Control Tower can be enabled progressively



A decorative graphic consisting of a solid orange horizontal bar at the top left, a dark blue rounded rectangle in the center containing the text, and a cluster of orange circles of various sizes on the right side.

# Snapshots - SCCT

# SCCT Snapshots – Executive Insights & Alerts



# SCCT Snapshots – Simulation Engine

### New Simulation

Simulation Name  
Budget\_week49

Week: 202049 | Start Date: 2020/11/30 | End Date: 2020/12/06

Delivery Center(DC): All, DC-01, DC-02, DC-03, DC-04... | Product Category: All, CatA, CatB | Product: All, Mat\_28, Mat\_32, Mat\_33, Ma... | ABC Class: All, A, B, C

SUBMIT

---

**Current Status**

Fulfillment %	Out of Stock %	Days of Cover	Demand Quantity	Inbound Quantity	Stock Onhand
80.95 %	14.59 %	64	531K	601K	4.3M

**Inventory Planning**

	Current Value	Multiplier	Updated Value
Demand Quantity	531K	1	531K
Inbound Quantity	601K	1	601K
Stock Onhand	4.3M	1	4.3M

**Setting Target**

Select Target Metric: \$ Budget

1000000

SUBMIT
RESET

### Inventory Planning

Expected Fulfillment %	Expected OOS %	Expected Days of Cover
98 %	1.67 %	65
Additional SKUs required	Additional Revenue	Procurement Cost
451	\$ 24.6M	\$ 23.6M

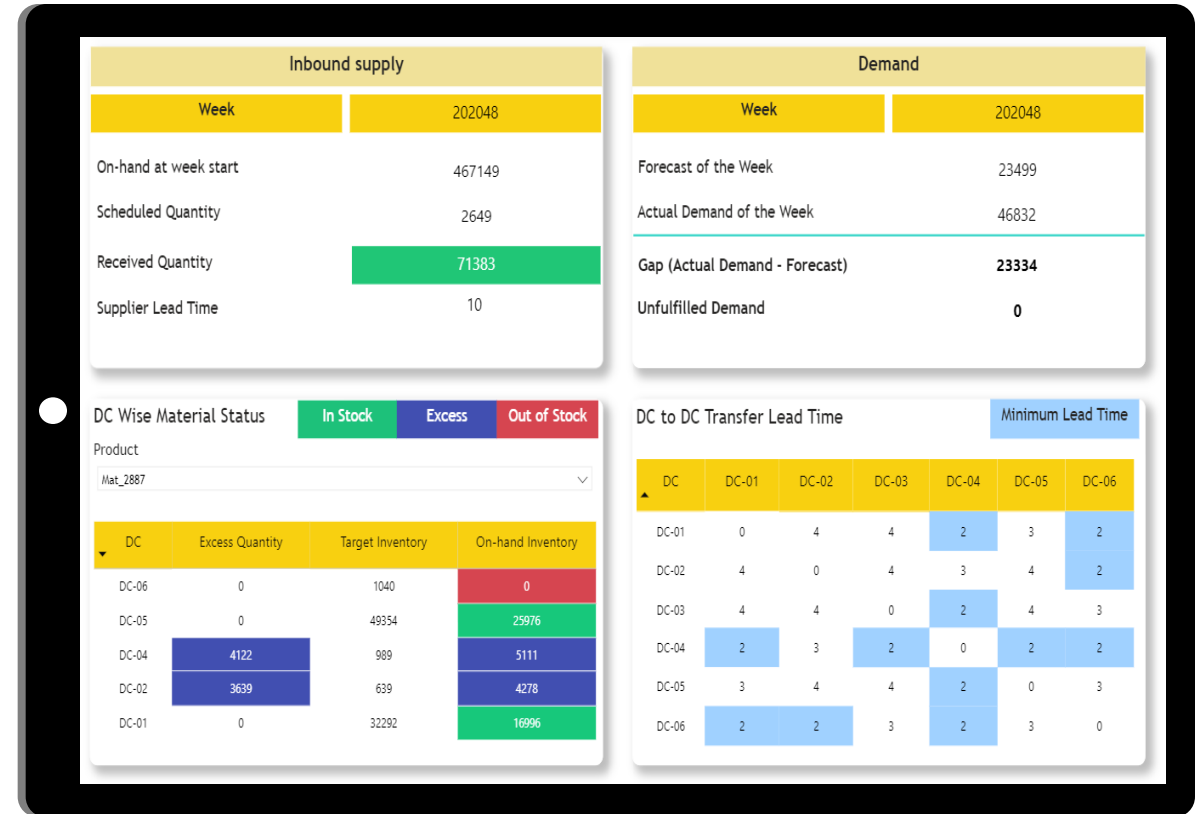
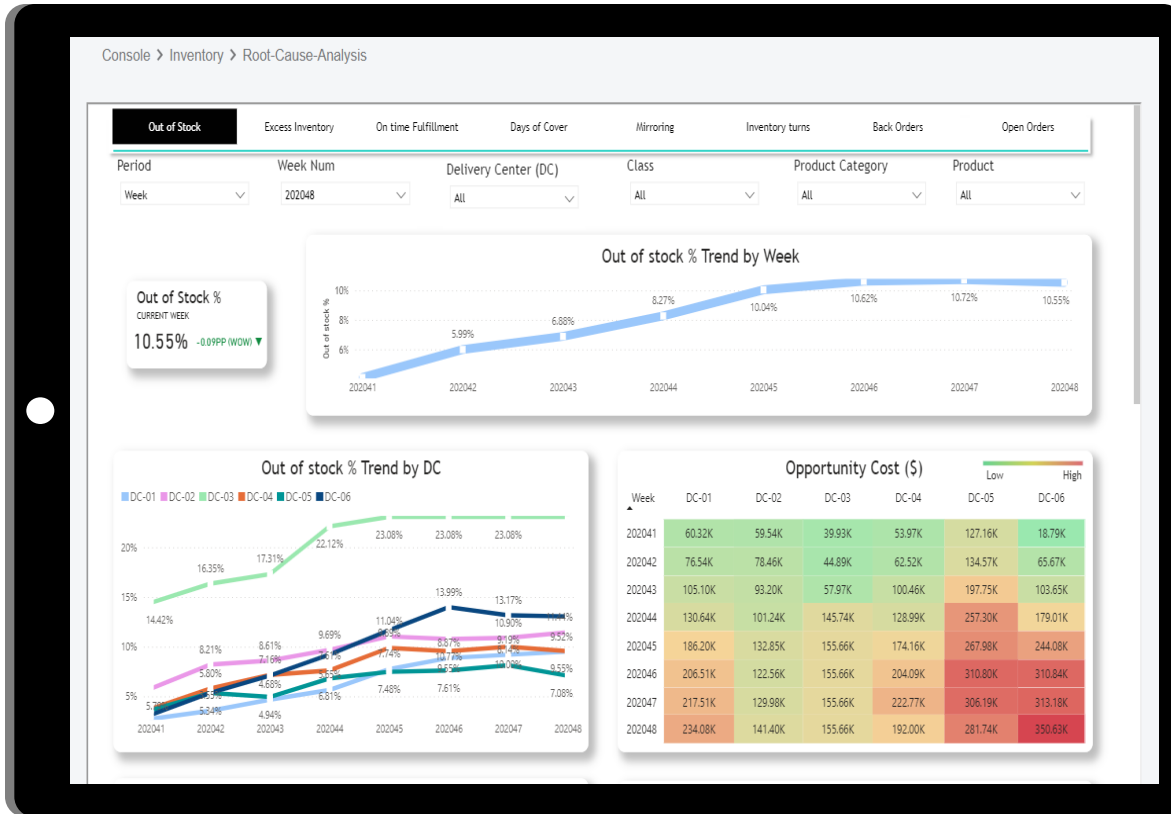
Safety Stock Cost	Cycle Stock Cost	Total Budget Allocated
\$ 167K	\$ 833K	\$ 1.0M

Search
×
📄

Product	Product Category	Class	DC	Allocated Total Budget (\$)	Allocated Cycle Budget (\$)	Allocated Safety Budget (\$)	Cycle Stock based on budget	Safety Stock based on budget	Total Inventory	Expected Service Level
Mat_1001	CatA	A	DC-01	109	91	18	0	0	0	50
Mat_1015	CatA	A	DC-01	559	467	93	2	0	2	50
Mat_1056	CatA	A	DC-01	233	194	39	1	0	1	50
Mat_1009	CatA	A	DC-01	321	267	54	1	0	1	50
Mat_1060	CatA	A	DC-01	49	41	8	0	0	0	50

5 rows | 1-5 of 3954

# SCCT Snapshots – Inventory Root Cause Analysis





# SCCT Snapshots – Inventory Prediction Engine & Policy Planning

**Current Inventory Positions** | **Replenishment Recommendations**

Delivery Center(DC): DC-01 | Product Category: CatA | Class: A | Product: Mat\_113 | Status: Out of Stock

Week: 202052 | Start Date: 2020/12/21 | End Date: 2020/12/27 | **APPLY**

Mat\_113 | CatA | DC-01 | A

	2020-12-21	2020-12-22	2020-12-23	2020-12-24	2020-12-25	2020-12-26	2020-12-27
Inventory	0	0	0	0	0	0	240
Forecast	0	0	0	275	52	52	0
Current	149	149	149	149	0	0	0
Reorder Point	0	0	0	0	0	0	0
Max Inventory	443	443	443	443	443	443	443
Policy	Below Safety Stock	Below Safety Stock	Below Safety Stock	Below Safety Stock	Out of Stock	Out of Stock	Out of Stock

**Set Service Levels**

Set percentile buckets for average demand: High: 80 | Medium: 15 | Low: 5

Set gross margin in last 30 days: High: 25 | Medium: 50 | Low: 50-100%

Set CoV in last 30 days: High: 25 | Medium: 50 | Low: 50-100%


**RUN** | **RESET**

Daily Demand	Gross Margin	CoV	ABC Class	Service Level	Z-Score	Characteristic
Top 80%	Top 25%	Top 25%	A	0.99	2.33	Fast moving-High Margin-High Variation
Top 80%	Top 25%	Between top 25 and 50%	A	0.98	2.05	Fast moving-High Margin-Medium Variation

A decorative graphic consisting of a dark blue rounded rectangle with a white text area. Above the rectangle is a solid orange rounded rectangle. To the right of the blue rectangle is a cluster of orange circles of various sizes, some overlapping the blue shape. The text 'Key SCCT Modules' is centered in white within the blue area.

# Key SCCT Modules

# Supply Chain Control Tower Modules\*



**Procurement**



**Transportation**



**Order  
Tracking**



**Stores  
Management**



**Transportation  
Asset Management**



**Warehouse**



**Inventory &  
Flow**

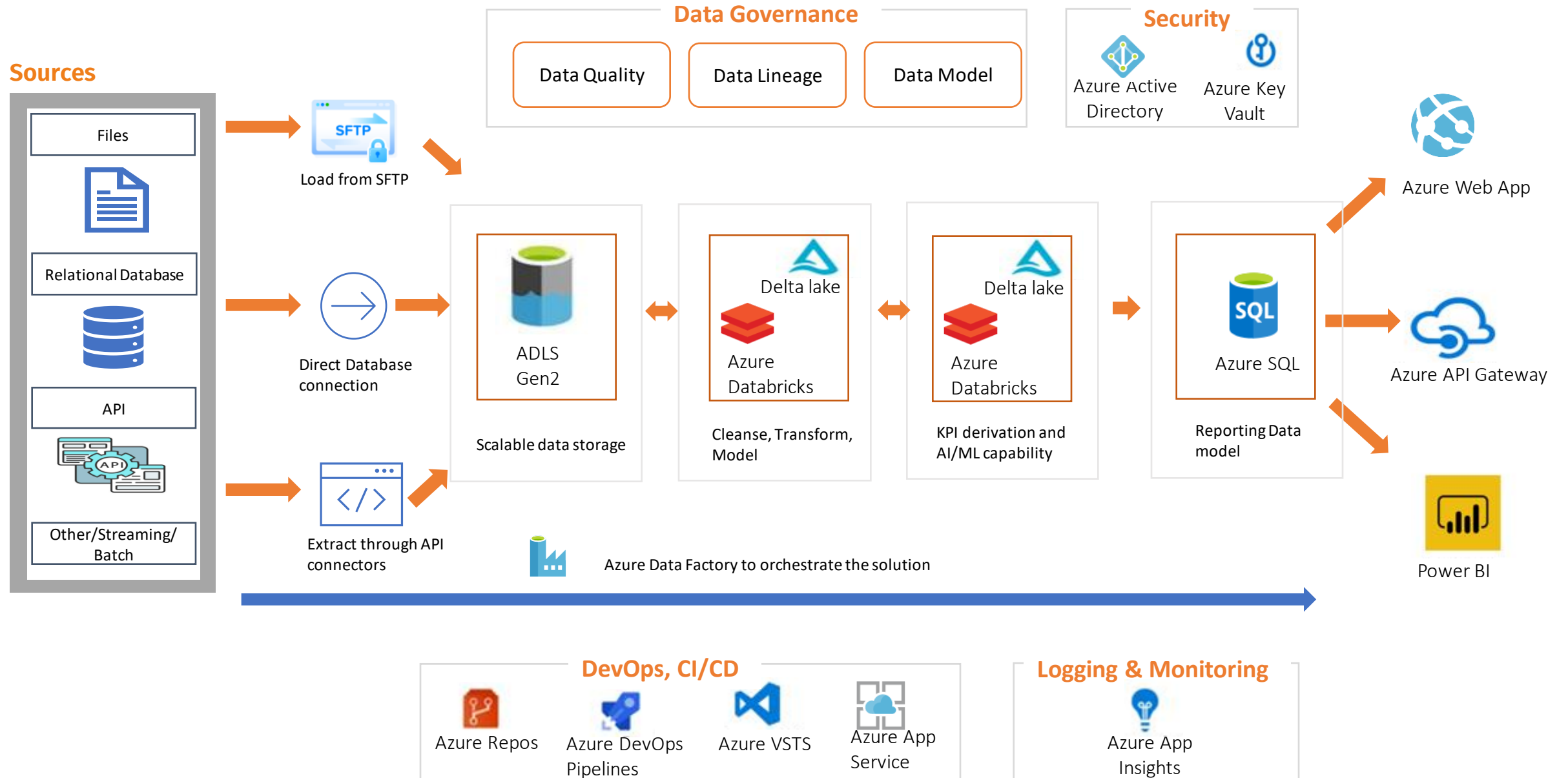


**Production**

A decorative graphic consisting of a dark blue rounded rectangle with the text 'Reference Architecture' inside. To the right of the rectangle, there is a cluster of orange circles of various sizes, some overlapping the rectangle's edge. Above the rectangle, there is a solid orange rounded rectangle.

# Reference Architecture

# Supply Chain Control Tower Platform : Technical Architecture





Tredence