

UNLOCK OPERATIONAL VALUE FROM YOUR DATA

Sharpen your competitive edge with analytics powered by **X-CELERATE** Insights

An enterprise's ability to compete hinges on the depth of its business insights and how well it translates those insights into effective action.

X-CELERATE Insights helps enterprises contextualize their organization-wide data across key business systems, devices, people, and processes – with customized operation-specific data visualization.

We work with enterprises to unlock business insights which empower key teams to take timely actions with confidence.



SMART SPACES

Visualize spaces in lifelike dashboards, enabling effective utilization of space & resources.



PEOPLE and SAFETY

Ensure safety and compliance with real-time monitoring and alerting.



DEVICES

Visualize the state of equipment and gather contextual performance data.

Why **X-CELERATE** Insights ?



RAPIDLY
ADAPTABLE
OPERATIONAL
VIEWS


CUSTOM
DASHBOARDS
WITH **ROLE-BASED**
VISIBILITY +
CONTROL

ENTERPRISE
INTEGRATIONS
AND **FLEXIBLE**
WORKFLOWS

CUSTOMIZED
SOLUTIONS
WITH END-
TO-END
SECURITY

| Managed Service Providers (MSPs)

- Customize views for specific operational needs of different customers and locations.
- Ensure sustainable, repeatable, scalable operational models with real-time visibility across multiple sites.
- Improve efficiency and profitability with optimized activity, route, service scheduling.



| Enterprise Executives

- Visualize business impact of operations in real-time.
- Forecast and optimize business outcomes.
- Create new operational efficiencies, lower downtime, and increase yield through descriptive analytics and actionable intelligence.

| Site Operators

- Derive insights and visibility from data — across devices, machines and site operations.
- Simplify health and safety, compliance and audit checks with real-time data.
- Enable supervisors/auditors to track operational efficiency, resource coordination and preventative maintenance.



X-CELERATE Insights | The Data Prism your Enterprise Needs

X-CELERATE Insights correlates data from multiple sources — things, systems, people, and processes (both structured and unstructured) — to enable operation-specific visibility and contextualized insights.



MSP



ENTERPRISE EXECUTIVE



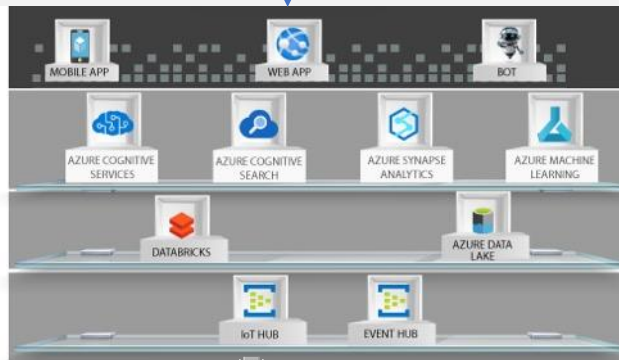
SITE OPERATOR

Insights: Historical and Real-Time Analysis, ML-Based Predictions

Operation-Specific Visibility: Dashboards, Workflows, Alerts

Operation-Specific Data Structure: Data Mapping, Transformation, Quality

Real-Time Integration



- Rapidly Adaptable Views
- Role-Based Visibility and Control
- Enterprise Integrations & Flexible Workflows
- End-To-End Security



IOT ENDPOINTS



DATA GENERATED BY THINGS

MES, WMS, PLM SYSTEMS, ENTERPRISE CRM, ERP SYSTEMS



STRUCTURED DATA FROM SYSTEMS, PEOPLE, AND PROCESSES

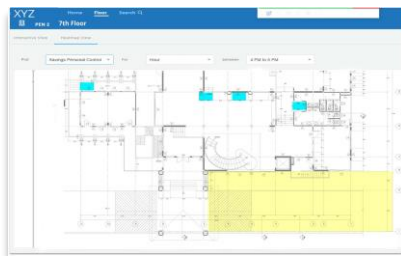
OTHER DATA RESOURCES



STRUCTURED AND UNSTRUCTURED DATA



Defects Trend Analysis for Quality Optimization



Heatmap-Based Insights for Area-specific Optimization



Sentiment Analytics and Account Insights