



zingworks

Simple, Smart, Scalable.

Distribution
Requirement
Planning (DRP)

Conceptual
Architecture

— Why DRP —

- **Manual Operations:** Previously managed with Excel spreadsheets.
- **High Risk of Errors:** Reliance on Excel increased human dependency and manual errors.
- **Stockouts & Costs:** Manual approach led to stockouts and high transportation costs.
- **Cost Efficiency:** DRP reduced transportation costs by improving data accuracy.
- **Streamlined Distribution:** Enhanced process efficiency and eliminated stockouts.

KPI's for DRP software

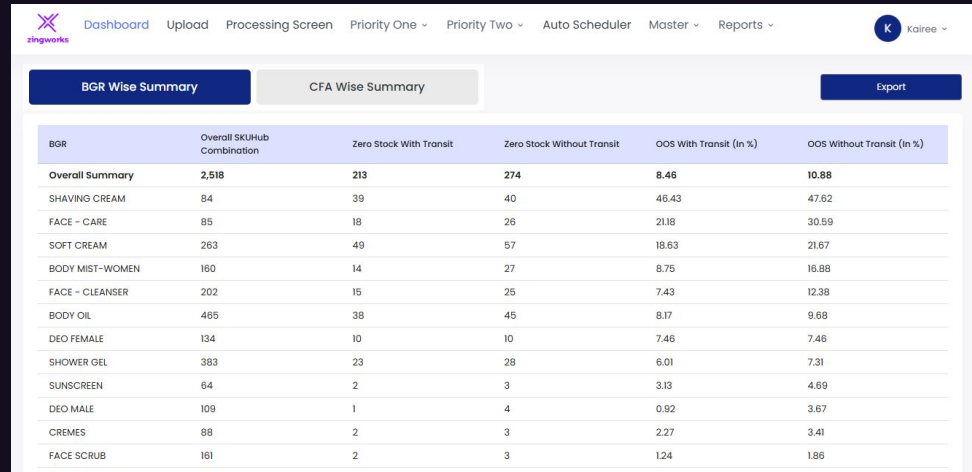
KPI 1 – Zero instances of Stockouts

KPI 2 – Ensure Cover Days are optimized within a limit of x days.

KPI 3 – Zero Reverse Logistics

KPI 4 – Transportation Cost Reduction

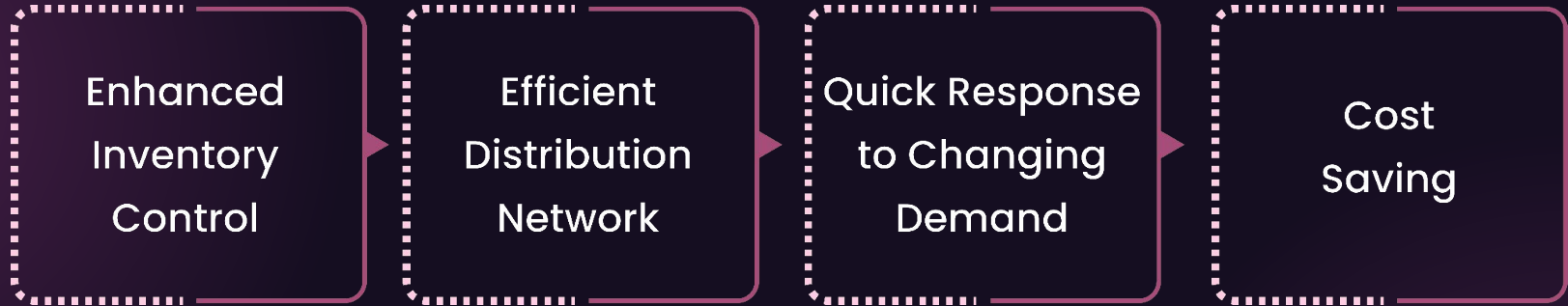
KPI 5 – Minimize manual involvement with reduced time requirements.



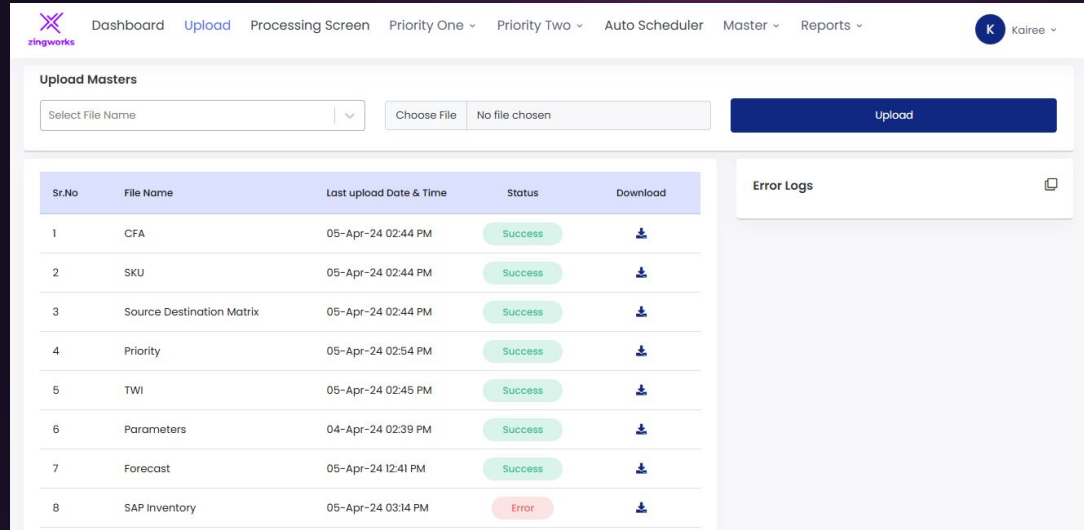
The screenshot displays the ZingWorks DRP software interface. The top navigation bar includes 'Dashboard', 'Upload', 'Processing Screen', 'Priority One', 'Priority Two', 'Auto Scheduler', 'Master', and 'Reports'. A user profile 'K Kairee' is visible in the top right. Below the navigation, there are two tabs: 'BGR Wise Summary' (active) and 'CFA Wise Summary'. An 'Export' button is located on the right. The main content is a table with the following data:









BGR	Overall SKUHub Combination	Zero Stock With Transit	Zero Stock Without Transit	OOS With Transit (In %)	OOS Without Transit (In %)
Overall Summary	2,518	213	274	8.46	10.88
SHAVING CREAM	84	39	40	46.43	47.62
FACE - CARE	85	18	26	21.18	30.59
SOFT CREAM	263	49	57	18.63	21.67
BODY MIST-WOMEN	160	14	27	8.75	16.88
FACE - CLEANSER	202	15	25	7.43	12.38
BODY OIL	485	38	45	8.17	9.68
DEO FEMALE	134	10	10	7.46	7.46
SHOWER GEL	383	23	28	6.01	7.31
SUNSCREEN	64	2	3	3.13	4.69
DEO MALE	109	1	4	0.92	3.67
CREMES	88	2	3	2.27	3.41
FACE SCRUB	161	2	3	1.24	1.86

— Objectives of DRP —

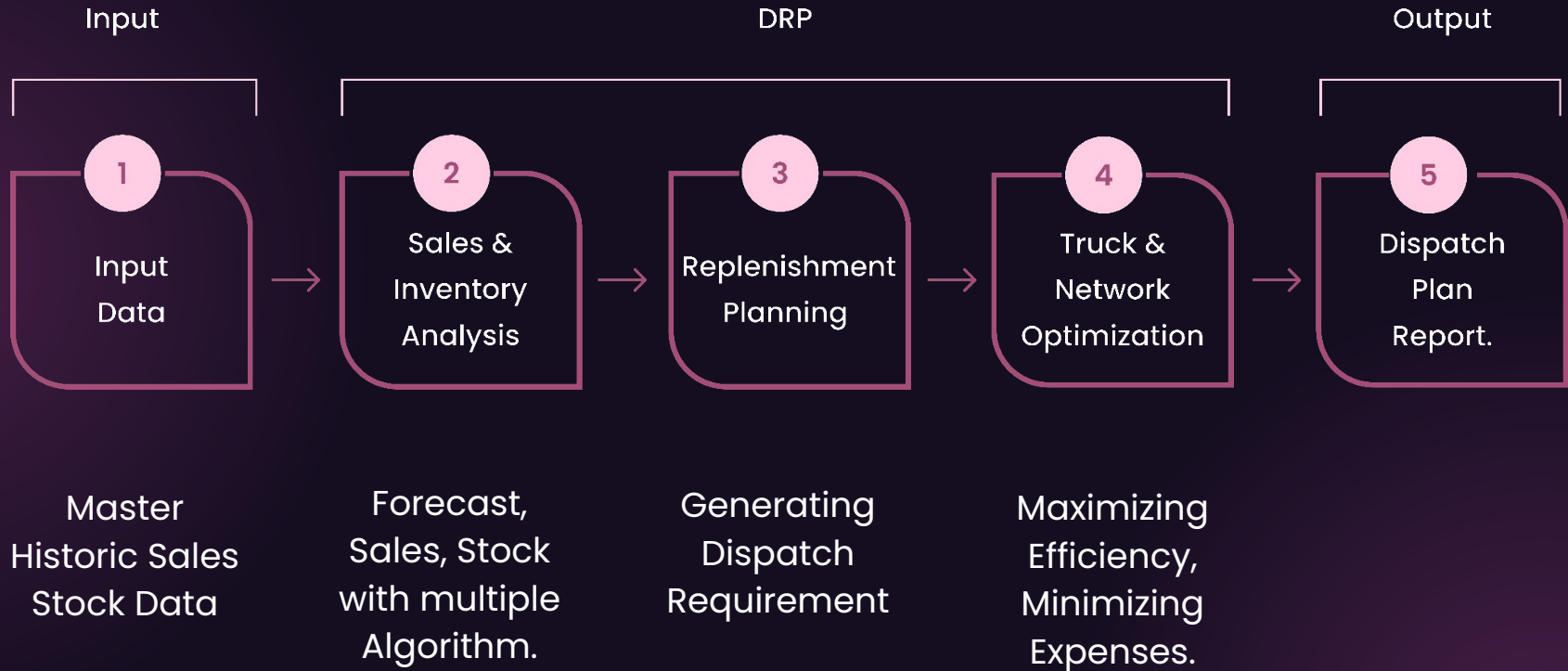


- Master Files
- Sales Forecast
- Stock at different locations
- Sales
- Open Outbound Deliveries
- Pending Pick Stock



Sr.No	File Name	Last upload Date & Time	Status	Download
1	CFA	05-Apr-24 02:44 PM	Success	
2	SKU	05-Apr-24 02:44 PM	Success	
3	Source Destination Matrix	05-Apr-24 02:44 PM	Success	
4	Priority	05-Apr-24 02:54 PM	Success	
5	TWI	05-Apr-24 02:45 PM	Success	
6	Parameters	04-Apr-24 02:39 PM	Success	
7	Forecast	05-Apr-24 12:41 PM	Success	
8	SAP Inventory	05-Apr-24 03:14 PM	Error	

DRP - Process



Tangible Benefits

- **Inventory Optimization:** Improved inventory levels and reduced excess stock.
- **Demand Forecasting:** Better anticipation of demand fluctuations.
- **Customer Satisfaction:** Increased reliability and on-time delivery.
- **Resource Allocation:** More efficient use of resources and reduced waste.
- **Real-Time Data:** Access to up-to-date information for quick decision-making
- Reduced Wastage because of near expiry stock

- Stock Deployment Summary
 - Detailed stock deployment to low cover SKUs.
 - Allocation of excess stock SKUs.
- Pending Allocations
 - List of pending allocations by source-destination.
 - Highlight SKUs pending for more than 3 days.
- Instances of Stock out
- Stock Aging report at each location
- Backorder / Reverse Logistics Report





zingworks

Thank You!

Contact Us:

Ashish Shah

 +91-9822935343

 ashish@zingworks.in

Mukul Barmecha

 +91-9922410103

 mukul@zingworks.in

 Head Office:

503, Sanskruti Mantra, Vijay
Nagar Colony, 2056 Sadashiv
Peth, Pune 411030, India.

 Development Office:

233 B, Sharad Pandit Path, Above
Bank of Baroda, Sadashiv Peth,
Pune 411030, Maharashtra, India.