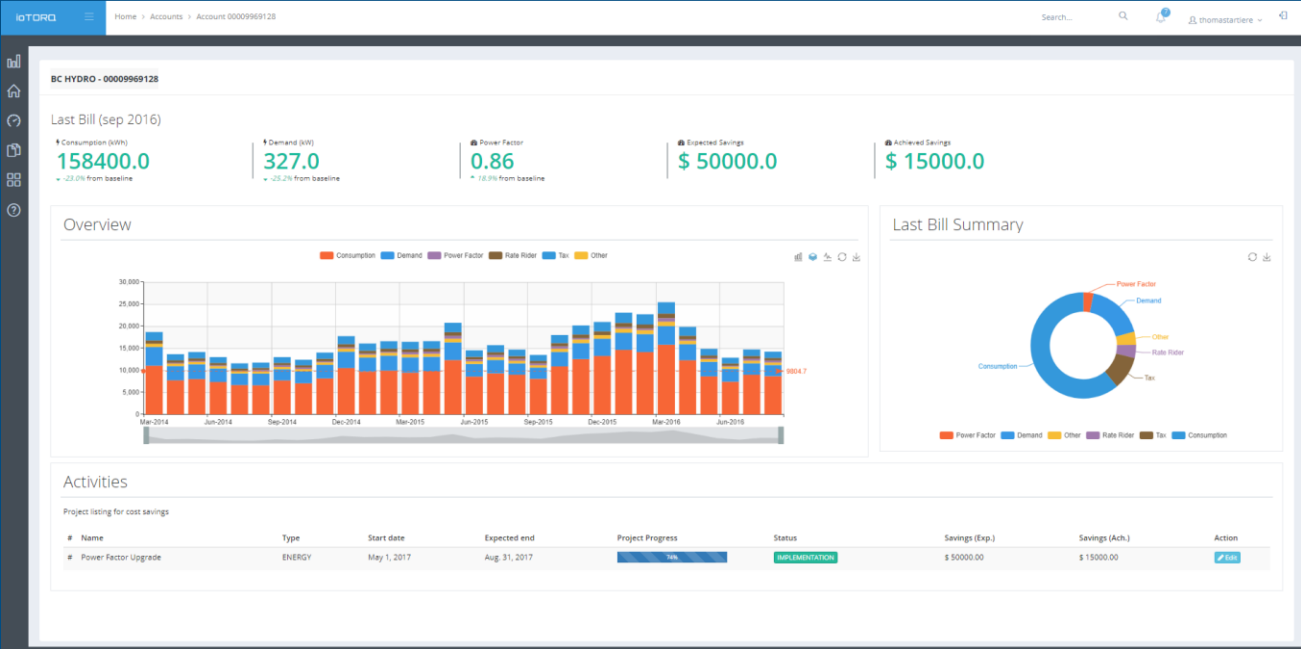


Introduction to ioTORQ UBM



Contact us at:

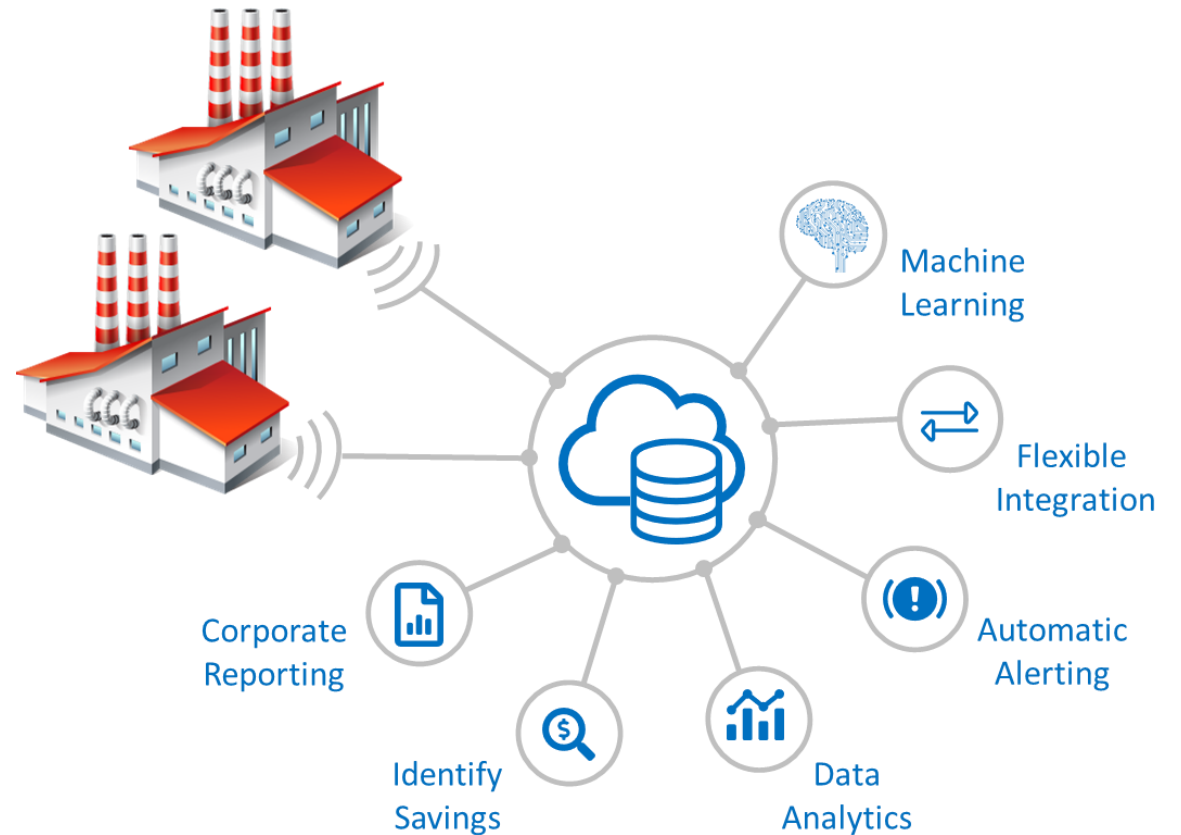
- info@panevo.com
- www.panevo.com
- +1 604 563 4055
- © Panevo 2024

ioTORQ Overview

ioTORQ Utility Bill Management software automates bill processing for hundreds of utility suppliers, utilizes advanced analytics to validate data, identify errors and optimize expenditure, and engages stakeholders with fully customizable dashboards.

Why use ioTORQ? Maximize cost savings, avoid losses, reduce risk and improve environmental compliance with our Microsoft Azure hosted cloud solution featuring:

- ✓ Single Sign On (SSO) available
- ✓ SOC II compliant systems
- ✓ Extensive cyber coverage



“ioTORQ offers maximum integration and reporting flexibility, while balancing ease of use with complex energy management and process optimization functions.”

Craig Holden - Panevo CEO



Simplify Utility Data Tracking

- Make corporate cost and usage data available to all stakeholders
- Automate bill payments to simplify accounting processes



Enhance Corporate Reporting

- Generate auditable sustainability reports across your organization
- Increase data visibility to prioritize improvement processes



Measure & Achieve Sustainability Goals

- Benchmark facilities to understand and improve performance
- Create KPIs to achieve sustainability and cost-saving goals





Advanced Analytics

Detect billing errors and overcharging, determine cost drivers and identify savings opportunities



Automated Data Collection

Streamline administration by automating utility bill processing: collection, monitoring and payments



User Customization

From target setting to facility benchmarking, all reports, live dashboards, and presentations are user customizable



Machine Learning

Our advanced analytics module utilizes machine learning to enhance asset optimization and maximize cost savings



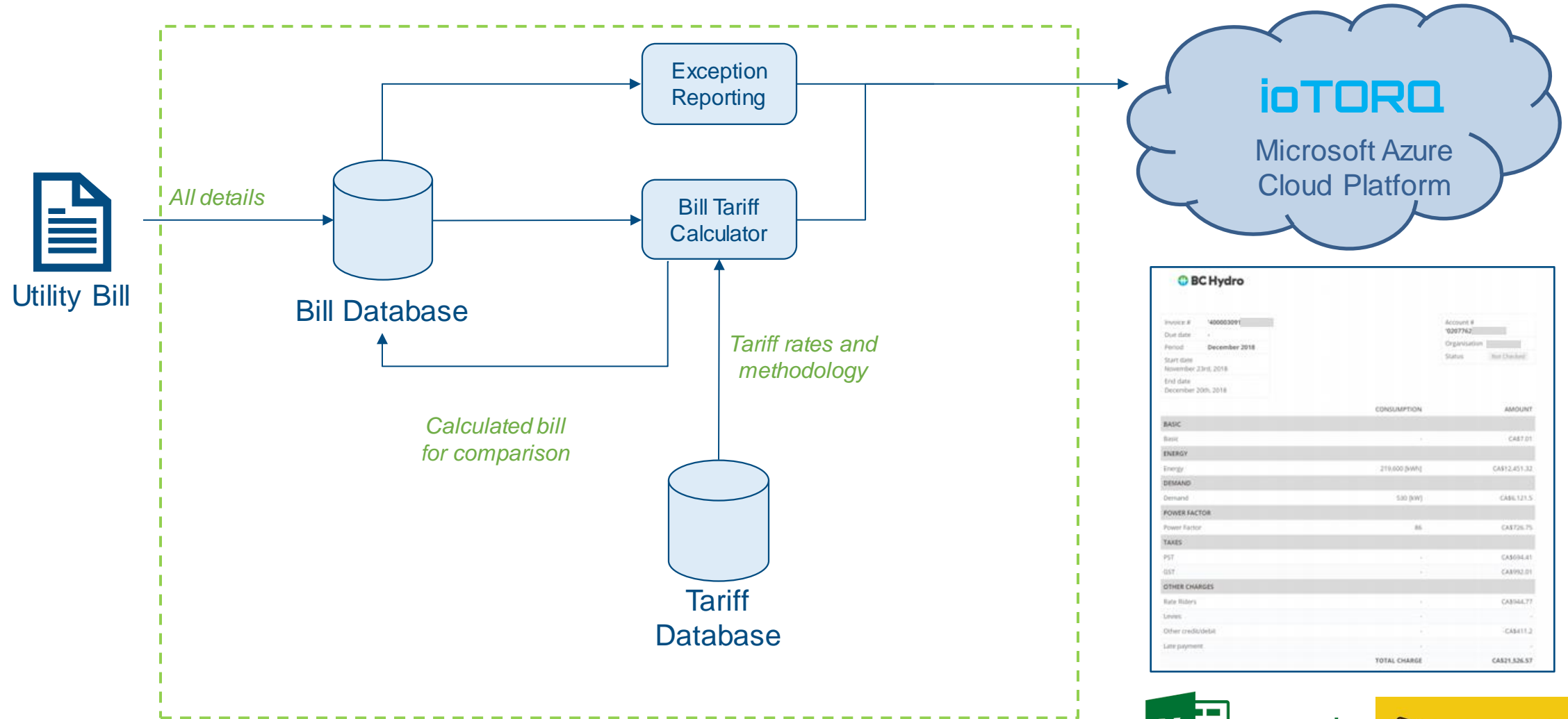
Automated Alerts

Set thresholds and receive real time notifications to ensure optimal asset, area or departmental performance



Sustainability Tools

Leverage market or location-based inventories to quantify emissions, set targets, and generate reports



	CONSUMPTION	AMOUNT
BASIC		
Basic	-	CAS7.01
ENERGY		
Energy	219,600 [kWh]	CAS12,451.32
DEMAND		
Demand	5.80 [kW]	CAS6,121.5
POWER FACTOR		
Power Factor	86	CAS726.75
TAKES		
PST	-	CAS694.41
GST	-	CAS932.01
OTHER CHARGES		
Rate Riders	-	CAS944.77
Leases	-	-
Other credit/debit	-	-CAS411.2
Late payment	-	-
TOTAL CHARGE		CAS21,526.57



Excel



Power BI



“With ioTORQ we have delivered performance gains across multiple of our facilities”

VP Continuous Improvement

“Panevo has delivered significant cost savings across our facilities”

VP CI & Corporate Responsibility

“With ioTORQ we have enabled operational cost savings and avoided losses”

Site Energy Leader

Transport Company

- ✓ This North American transport company is top 10 globally in their sector
- ✓ As well as providing strategic utility procurement advice, Panevo implemented **ioTORQ UBM** Utility Bill Management software for the company's major utility accounts to identify tariff optimizations, monitor for billing errors and action savings initiatives
- ✓ **This company has saved over \$2M in the first year through a combination of bill error correction and rate optimization opportunities**
- ✓ **ioTORQ UBM** continues to be utilized to identify and manage utility procurement and bill saving opportunities.

"ioTORQ is our preferred Utility Bill Management platform and with Panevo has delivered significant utility bill savings"

Energy Manager - Facility Management

Customer profile

- Sector : Transportation
- Annual revenue > \$10Bn
- Employees > 20,000

Hosting statistics

- System availability >99.95%
- Concurrent users >250
- Bills monitored >200



About Panevo

Panevo enables companies achieve climate goals, mitigate risk, reduce cost & improve competitiveness

Services

-  Utility & Process Optimization Auditing
-  Engineering Support & Project Delivery
-  Utility Procurement & Bill Management

Background

- North America incorporation 2013
- Offices in Vancouver BC, Toronto ON and Chicago IL
- >750 projects completed

ioTORQ Software

-  EMIS - Energy Management Information System
-  UBM - Utility Bill Management
-  LEAN - Lean Manufacturing & OEE

- Certified ISO 50001 EnMS practitioners
- 100,000 tCO₂e emissions reduction, \$50M savings achieved and \$25M of incentives generated
- Microsoft One Commercial Partner



Disclaimer: This document has been prepared for the intended recipient ("The Company"), is of commercial value and confidential in nature. Panevo does not permit, in any way whatsoever, the use of information contained in this document by parties other than The Company. The Company cannot make copies of this document or extracts of it other than for internal use without Panevo's written consent. Copyright and all other intellectual property rights in the document are owned by Panevo.

© Panevo Services Limited 2024. All rights reserved. Panevo Terms & Conditions apply. Panevo means Panevo Services Limited and subsidiaries.