

The enterprise-grade FinOps solution

Finout's solution provides complete visibility and context for your cloud costs, helping you save money, work smarter, and innovate more profitably.



Codeless integration | SOC-2 compliant

These companies get it



Main FinOps Dashboard

Teams forecast current quarter

Name	Forecast	Previous period cost	Comparison
Research Core	\$93K	\$82K	\$11K (13.7%)
Data integrations	\$225K	\$184K	\$41K (22.3%)
Backend Core	\$237K	\$132K	\$105K (75.7%)
Services Main	\$3.6M	\$3.8M	-\$132K

Cost per segment: Bar chart showing costs across segments.

Cost per region: Donut chart showing regional cost distribution.

Team spend: Line chart showing spend trends for Research, Data, and Backend teams.

100%
Spend allocated


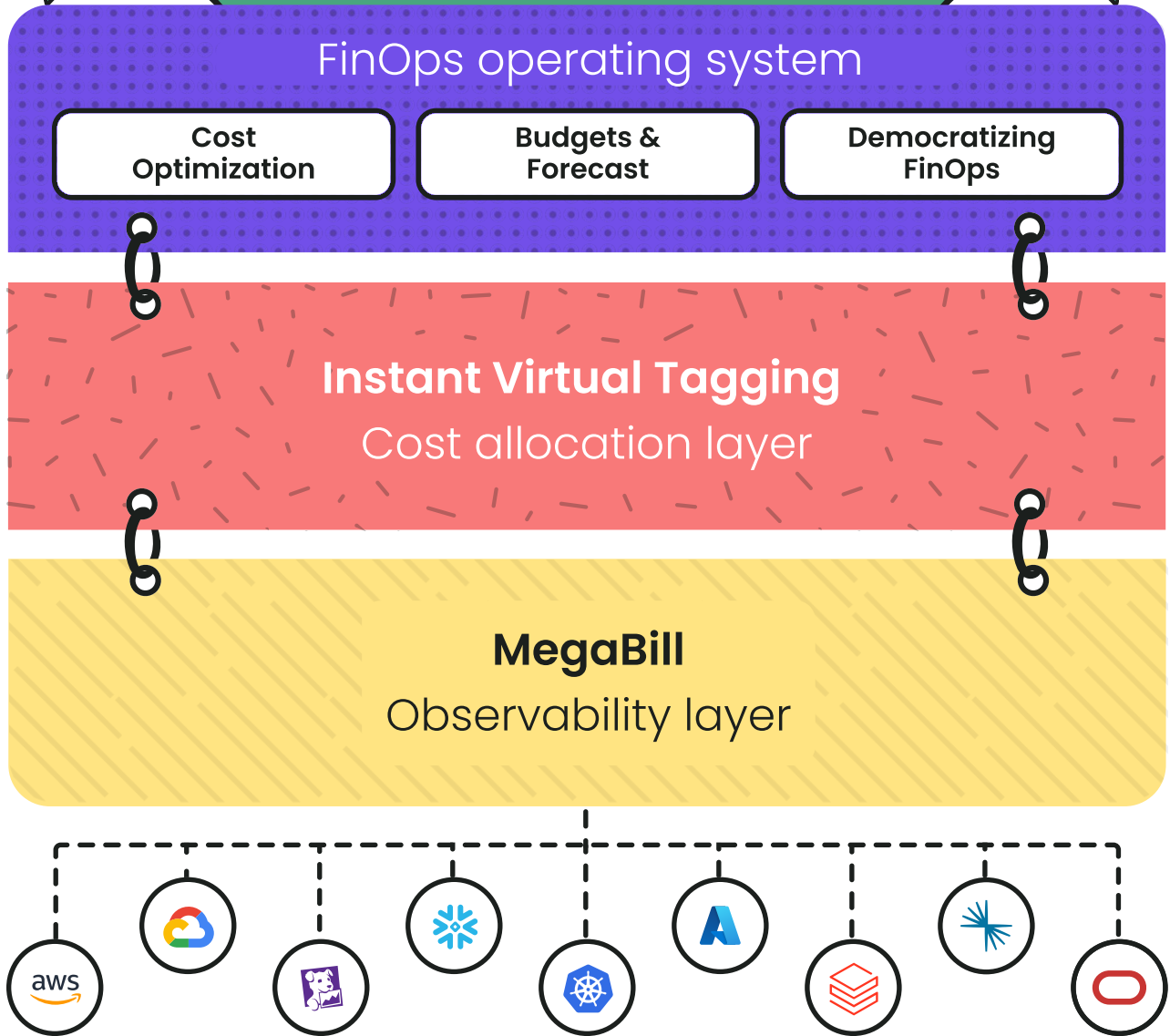
45%
(Up to)
spend saved

50%
Engineering
hours saved

0
Code changes
needed

Easily allocate, manage and reduce your cloud spend^x
across your entire infrastructure

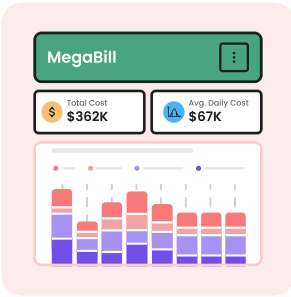
...



"Finout's exceptional granularity in cost allocation has been an invaluable asset, providing us with unprecedented insight into our cloud spend."

Vijay Kurra | Cloud DevFinOps


Main features



✔ MegaBill

Complete cost observability from day one

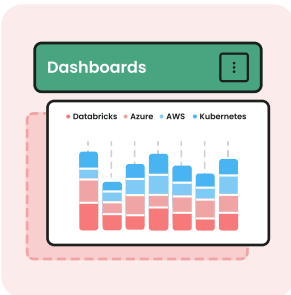
Finout is built from the ground-up to support cost view of multiple cloud providers and services in one dashboard at any granularity, all without adding code or an agent.



✔ Virtual Tagging

Accurate cost allocation & shared cost reallocation

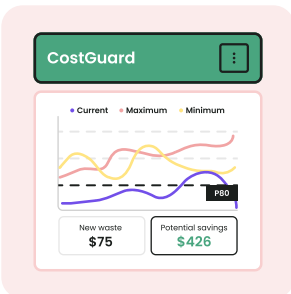
Instantly tag every service in the MegaBill and allocate them per team, environment, app or anything else for that matter. Achieve 100% cost allocation for shared costs in a single and multi-tenancy setting.



✔ Custom Dashboards

Democratize FinOps across your organization

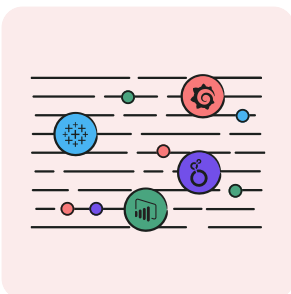
Utilize Finout's custom dashboards and data access abilities to provide customizable views across your entire organization and infrastructure, using various widget types such as cost, usage, budget, waste widgets and more.



✔ Cost Governance & Waste Detection

Manage and reduce costs across your entire infrastructure

Identify and analyze anomalies to enhance profitability and accountability by addressing potential issues before they impact your bottom line. Leverage budgeting and forecasting features, and detect cloud waste from day one.



✔ Data Layer

Finout as a data layer

Retrieve data from Finout using an API or manual methods. Then, integrate the data with your internal BI system and processes to develop the FinOps capabilities most important to your organization within the context of your own business environment.

If you've made it this far, it's time to **book a demo!**



Security



GDPR
READY
Know More

