



Gold Data Analytics  
Gold Data Platform  
Gold Cloud Platform  
Gold Application Integration

# Imply Polaris

## Apache Druid-as-a-Service

All the speed, scale & performance of Druid  
without any of the effort

January 2024

The analytics database  
when **real-time matters.**







# Challenges in real-time data processing

## Unlocking Fast Insights at Scale

Organizations grapple with processing vast amounts of real-time data from platforms like Kafka and Kinesis, aiming to translate it into actionable insights within milliseconds. Research reveals that over three-quarters of surveyed organizations view legacy systems as a significant barrier to achieving their real-time analytics goals.



### Primary challenges

Efficiently processing and analyzing immense volumes of data streams in near real-time, while ensuring low latency, reliability, and scalability



### Ideal solution

Capable of managing high-velocity streaming data and delivering real-time analytics with minimal latency, enabling organizations to instantly extract insights from data as it arrives.



### Desired outcomes

Rapid extraction of actionable insights from rapidly evolving data streams, enabling timely decision-making, proactive event response, process optimization, and early detection of anomalies or trends.



# Imply Polaris

Imply Polaris is a fully-managed database-as-a-service on Microsoft Azure, powered by Apache Druid®. Polaris deploys in seconds, scales effortlessly, and doesn't require any Druid expertise. It's the easy button for the most popular real-time analytics database.

## Summary and Detailed Data

Rapid data aggregation with granular access

## Real-time and Historical Insights

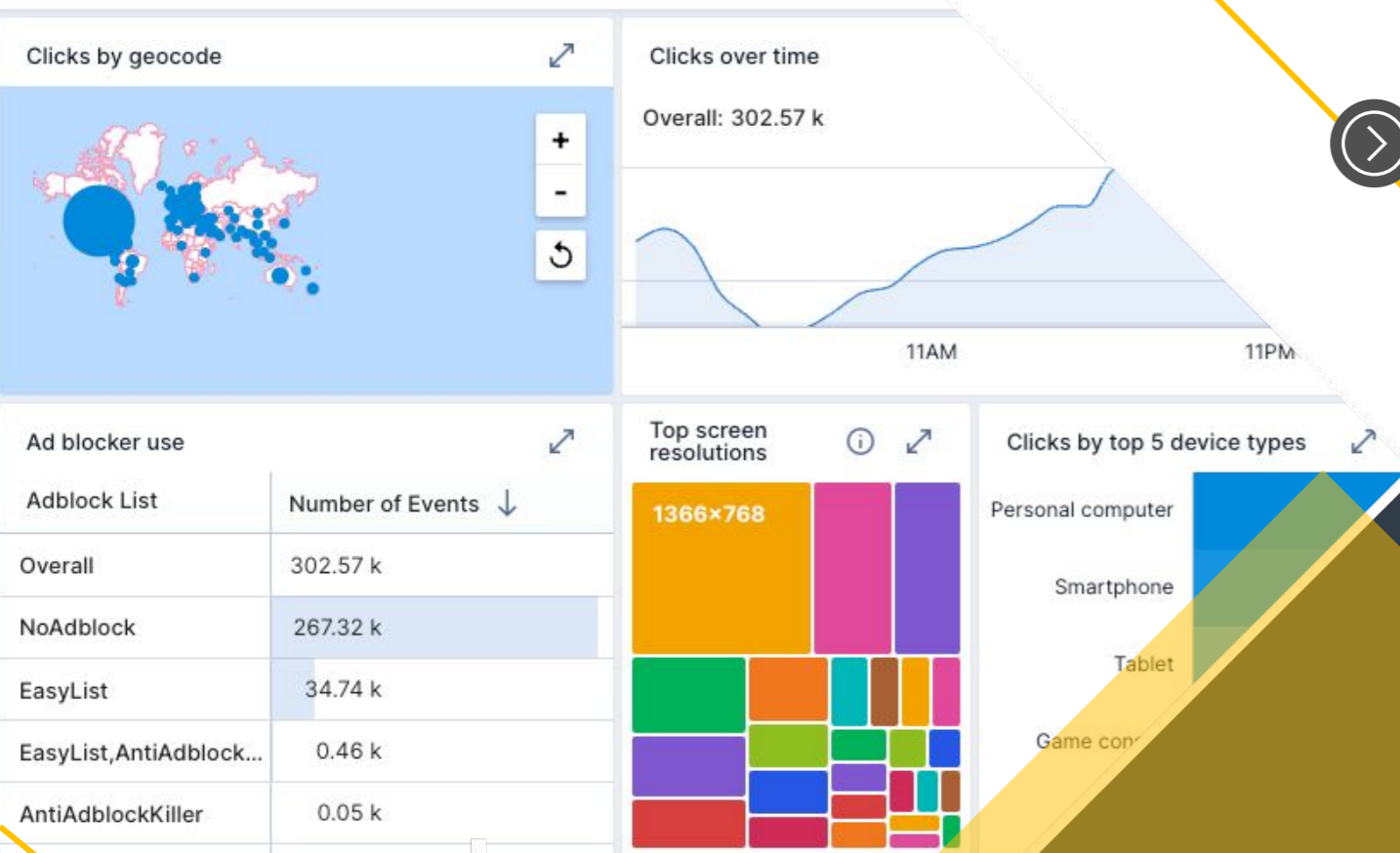
Analyze streaming data in context

## High Concurrency Sub-second Performance for Data

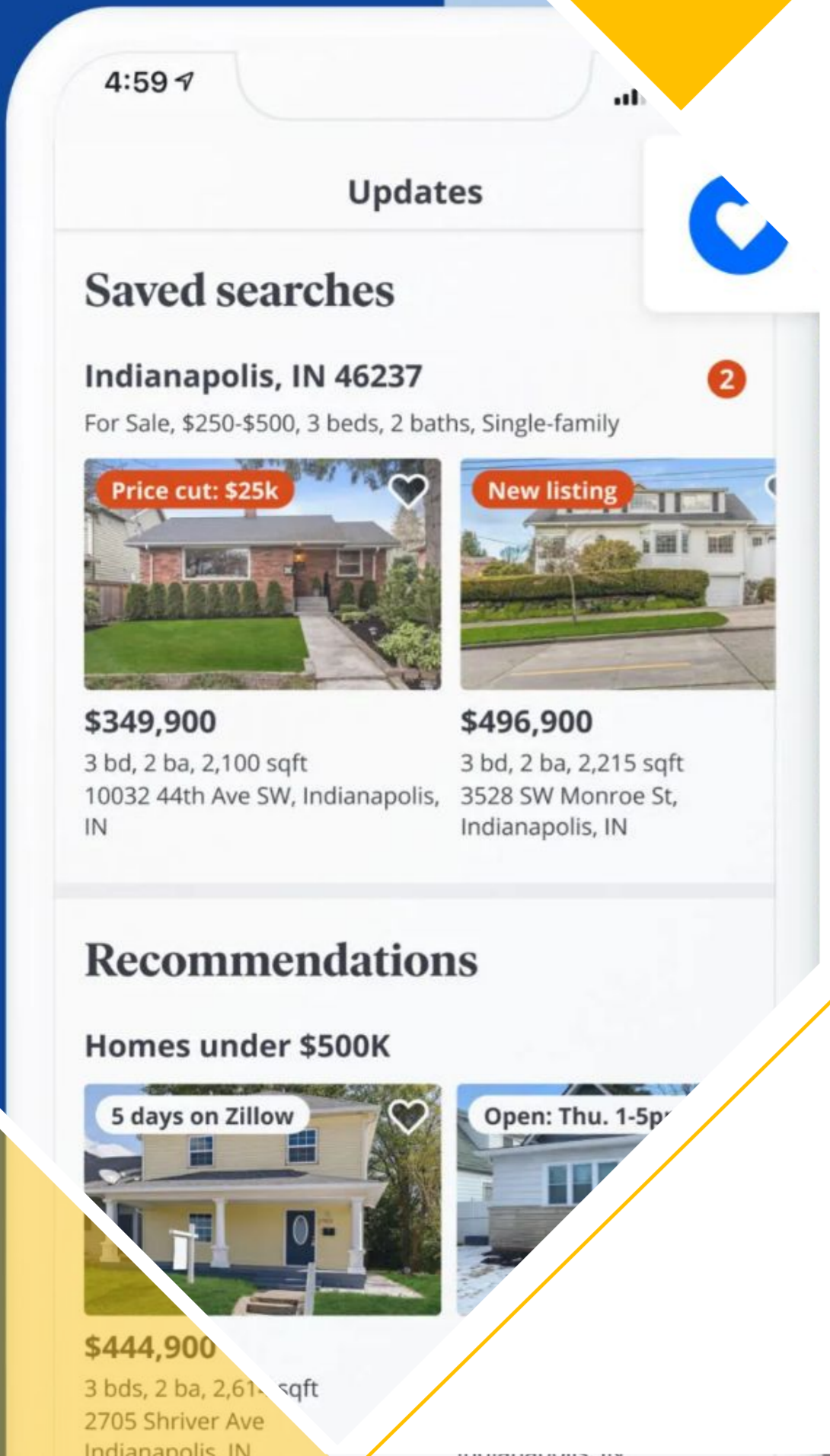
Multiple queries of up to billions of events, all under a second

## Visualize Data in Real-time

Interactive dashboards and charts







# Customer success:

“I call Imply Polaris a ‘five-minute analytics infrastructure’ because you can get from zero to a table with test data and build dashboards with the drag-and-drop-style report builder in literally no more than five minutes.”

Csaba Kecskemeti, Sr. Development Manager  
Zillow Group

## ► Objective

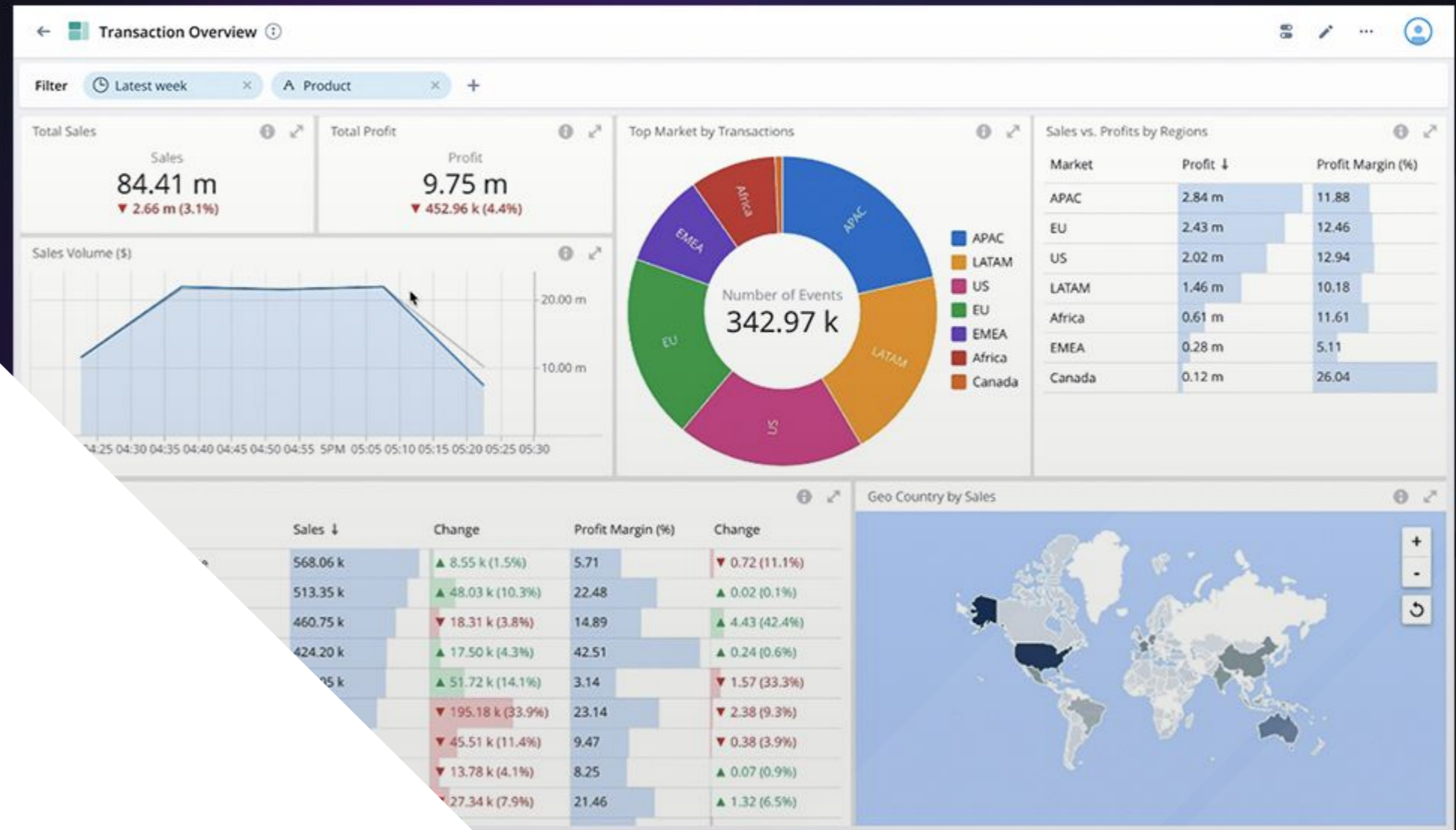
Zillow Group needed to enable more business users to easily perform real-time analytics across vast amounts of data to better understand the rental market pricing fluctuations

## ► Challenges

Building an analytics platform based on open source technology takes time, requires expertise, and comes with a significant amount of maintenance costs

## ► Why Imply?

- Accelerate time to market with a 5-minute analytics infrastructure
- Enable faster decision making with self-serve analytics for non-technical users
- Reduce TCO with maintenance-free scaling



# Request a Demo to See Implied Polaris in Action Here

[Get a free trial](#)

[Contact us](#) for more information

Ask a question via email: [contact@imply.io](mailto:contact@imply.io)

[Learn more](#)

[See our offer on the Microsoft Commercial Marketplace](#)



Gold Data Analytics  
Gold Data Platform  
Gold Cloud Platform  
Gold Application Integration