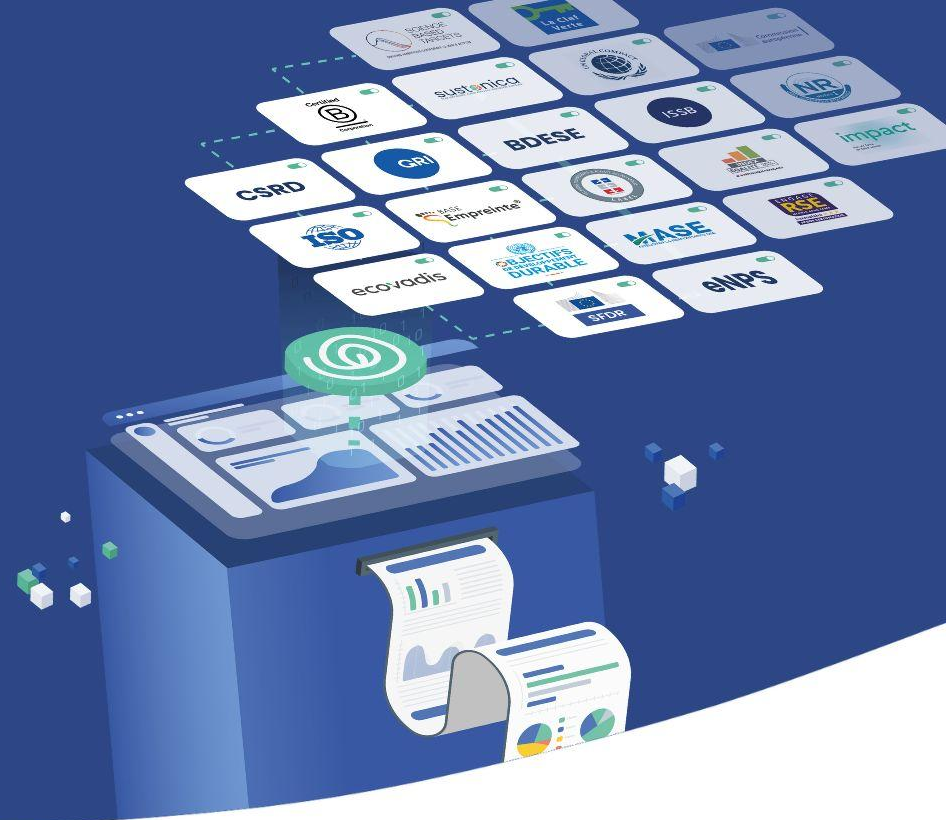




zei

EVALUATION
PILOTAGE
COMMUNICATION | **RSE**



CSRD, Taxonomy, SFDR... Explore our pre-defined frameworks and standards, centralise all your models, streamline data collection and enhance the reliability of your reports!

Simplified regulatory ESG compliance.

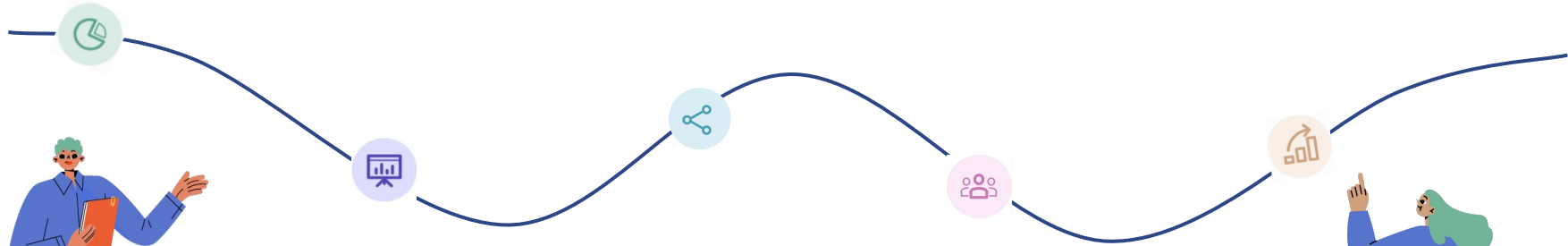
The platform for collecting, managing and reporting ESG and CSR data !

The only one able to harmonise all your reporting needs.

1 Choose the relevant ESG frameworks you need from our catalogue.


3 Import your historical data and let Zei feed all the data to your chosen frameworks, standards and action plans.

5 Share your progress with all your stakeholders and download reports tailored to various labels & regulations.



2 Discover Zei's ESG explorer and add on ready-to-use frameworks and standards tailored to your objectives.

4 Invite your team members to collaborate on ESG reporting on a single platform.



Select your ESG and CSR reporting frameworks

Based on your regulatory obligations, activity and objectives, choose the relevant frameworks from our catalogue and add them to your account.

Add new reporting templates at any time, whether regulatory or voluntary, leveraging auto-completion by using the data already present in Zei.

The screenshot shows a user interface for selecting reporting frameworks. At the top, there are five main categories: CSRD (European Union flag), ISO (globe icon), ENGAGE RSE (certification logo), BASE Empreinte (logo), and a menu icon. Below these are three main framework cards: Zei Environnement, Zei Social, and Zei Gouvernance. Each card displays a progress bar and a percentage. Zei Environnement shows 50% progress (11/22) and a target of 65%. Zei Social shows 84% progress (10/25) and a target of 75%. Zei Gouvernance shows 50% progress (11/22) and a target of 45%. Below these are three reference framework cards: Référentiel SBTi, Référentiel Ecovadis, and Référentiel Obsar.



Regulatory and industry standards

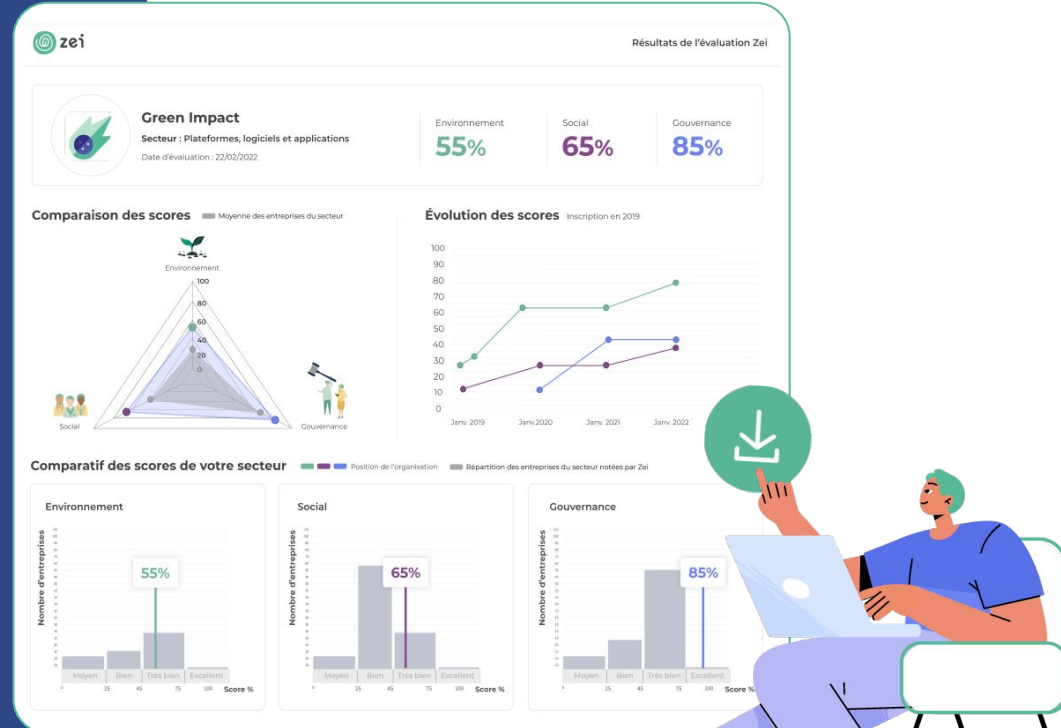


Support in choosing the most appropriate models



Import your data to generate your gap analysis

- Import your historical data: DPEF, carbon footprint, XLS, PDF etc.
- Let Zei automatically harmonise your data with all selected frameworks and perform your gap analysis.
- Identify missing data to prepare your collection in record time.



Digitise and unify your ESG data collection

Create data collection processes that adapt to your organisational structure and invite as many contributors as you need.

Decentralise your ESG data collection, avoid duplicating data entry between different reporting models & files, and let Zei do the calculations based on available data.



Real time collection tracking

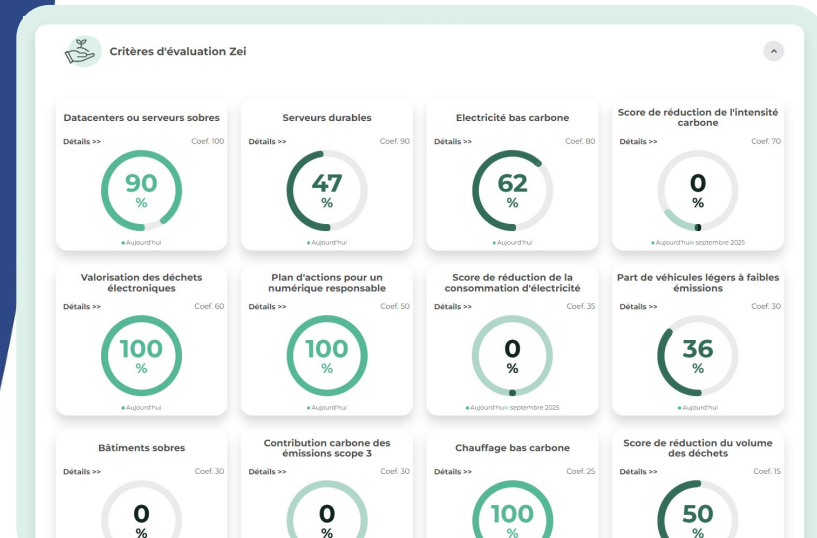


100% customisable roles & rights



Environnement

Pour protéger notre planète



Customise your organisational architecture

Set up Zei to structure the best organisational architecture for your company, with or without the assistance of a Zei account manager.

Personalise your questionnaires and invite your subsidiaries to consolidate group data, while allowing them to progress at their own pace.



Custom consolidation architecture



Multiple consolidation levels possible

The screenshot displays the Zei application interface, which is used for managing organizational structures and user access. The main view shows a hierarchy of entities under the heading "Informations générales".

- Informations générales**
 - GEN800 - Informations relatives à l'entreprise**
 - Mesuré: Informations relatives à l'entreprise
 - Valeur: 100%
 - Objectif: -
 - Responsable: ML
 - Actions: [Menu]
 - GEN300 - Adhérer**
 - À mesurer: Sig (In)
 - À mesurer: Trc (In)
 - À mesurer: Au
 - GEN600 - Facturer**
 - À mesurer: Pe
 - À mesurer: Mit no

An overlay window titled "Ajouter des collaborateurs" is open, showing a search bar and a list of members. The "Membres ajoutés (8)" list includes:

- H Hugues COURTHIEU (Administrateur)
- ML Marion LE GAL (Contributeur)
- VA Victoire ANDRE (Administrateur)
- ML Marion Le Gal (Lecteur)
- P Pascal Siroit (Contributeur)
- AM Arthur Millès (Administrateur)
- GP Garin Pitzini (Contributeur)
- E Elise Bayle (Lecteur)

Below this list, "Suggestions (11)" includes Solene Bonduelle (Ajouter).

On the right side of the interface, there is a section for "Assigner un responsable" with a search bar "Rechercher un utilisateur" and a list of users:

- H Hugues COURTHIEU
- J Julian LÉ
- L Laurié Thierry
- MC Manon CHIPAULT
- ML Marion LE GAL

Share data that complies with regulatory and stakeholder expectations

Download your data and the progress made on models aligned with your regulatory obligations, the voluntary benchmarks of your choice or the ESG questionnaires of your clients and investors.

PDF report generation



Excel & CSV templates adapted to each questionnaire



Aligned with ISO, CSRD, Zei

The screenshot displays the Zei platform interface. At the top, there's a section 'Créer un référentiel' with a '+ Créer un référentiel de A à Z' button and several certification logos: Zei Accélérateur d'impact, Certified B Corporation Référentiel clients, and Certified B Corporation. Below this is 'Vos plan d'actions' with three cards: 'Plan d'action 2023', 'Plan d'action Social', and 'Réduction des GES', each with a 'Crée le 22-06-21 par Julien Lamour' timestamp. A circular inset shows a woman holding a document with a green line graph. At the bottom, a grid of ESG benchmarks is shown: Numérique Responsable, Société à mission, Align Biodiversité, Économie circulaire, EcoVadis, and Clef Verte.

Build and manage an ambitious roadmap

Create tailor-made CSR action plans incorporating the concrete actions you want to take.

Choose from our 7,000+ indicators and actions linked to the main ESG benchmarks and standards.

Define your trajectories and track your data throughout the year.

CSR project management connected to reporting



Prepare labels & certifications



20 500+ dependencies and integrated calculations

The screenshot shows a dashboard titled 'Plan d'action' with a sidebar on the left containing icons for a globe, a document, a bar chart, and a globe. The main content area is titled 'Réduction de l'impact' and features a table of indicators. A pop-up window titled 'Ajouter des collaborateurs' is open, showing a list of names: Sarah Dupont, Tom Benet, and Emma Jault.

Nommez votre thématique	Priorité	Statut	Score	Objectif	Échéance	Assignés
Imprimeurs responsables	Élevé	En cours	300	500	01/01/22	JC
Activité à impact environnemental positif	Élevé	Terminé	90%	100%	01/01/22	GA, JD
Electricité bas carbone	Faible	Terminé	100%	100%		

A modal window titled 'Ajouter un indicateur' with a close button (X) in the top right corner. It features an illustration of a person with green hair reading documents. Below the illustration, there are two options: 'Choisir un indicateur dans la liste' and 'Créer un indicateur de A à Z' with a pencil icon.

Simplify the most time-consuming tasks to focus on improving your impact!

New regulations? An update on one of your labels? It's already up to date on Zei!

No more hundreds of laws and technical documents with each new regulation.

Automate tasks and save hundreds of hours with our embedded technologies

Automated data collection from your existing documents, real-time gap analysis, reporting, etc.

Fewer errors, more traceability


Keep track of evolutions & validations thanks to the various available information & historical data (source, associated user, supporting documents, reported errors, etc.)

Follow the ESG progress of your sector and compare your approach

Take advantage of our public tool "The Impact of Brands" to discover the actions taken in your sector and best practices you can implement !



Already trusted by +7000 companies



ZEI en quelques chiffres



2016

Zei is born



7000+

trusted clients



7500+

turnkey
indicators



60+

ready-to-use
standards &
labels



700+

referenced
solutions



200+

business
sectors



20 500+

dependencies
& embedded
ESG realtions



**WORLD
ALLIANCE
for EFFICIENT
SOLUTIONS**

Croissance⁺plus
Grandir ensemble



bpifrance





zei

Accélérateur
d'impact