


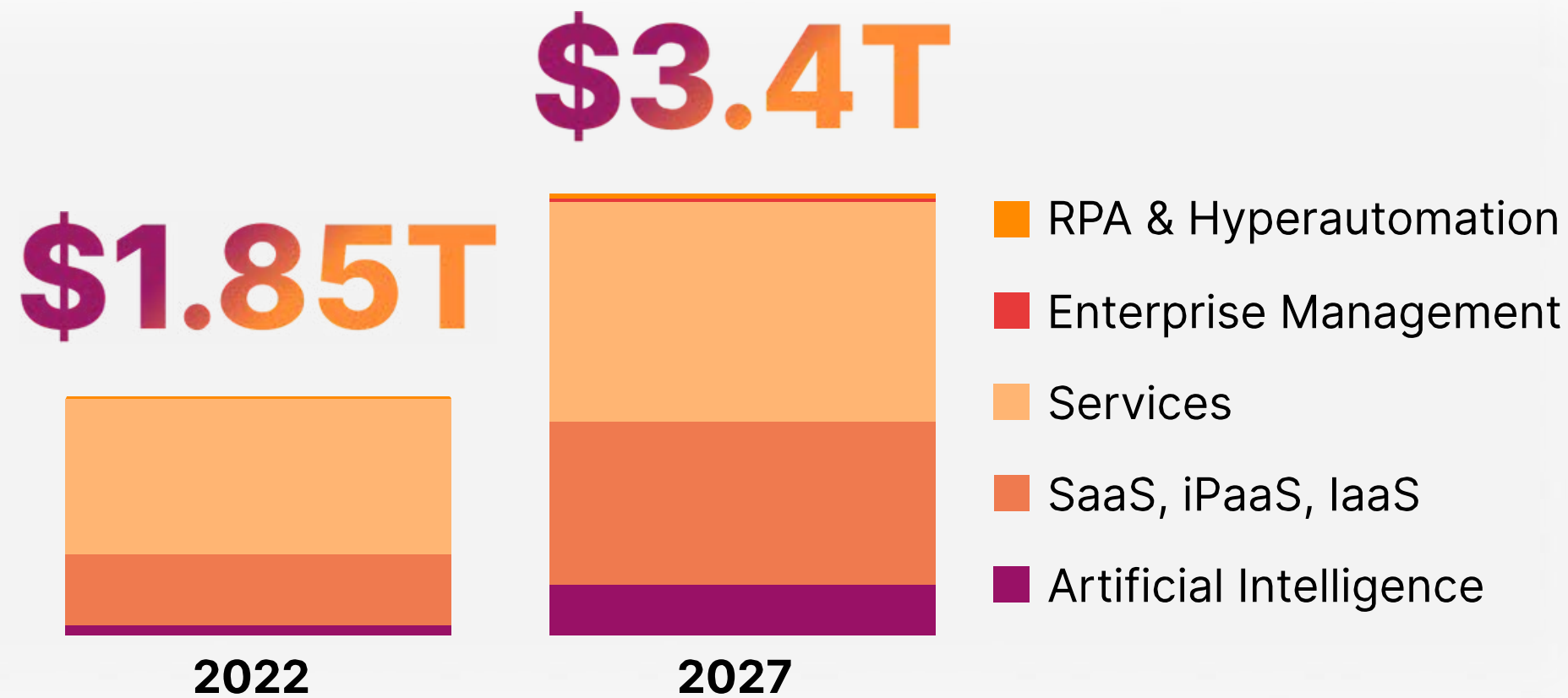
SilkFlo

Adopt, govern and measure automation and AI



Microsoft
for Startups

Automation and AI adoption are rapidly increasing



70%
Of automation and AI projects have negative ROI**

*MarketsandMarkets **McKinsey&Company

The visibility gap: **Governing** the new digital landscape and **measuring value**



Poor Visibility

- Maze of automation and AI tools adopted across the business.
- Untracked automation and AI initiatives.
- Poor measuring of Automation KPIs and ROI.



Design Governance

- Siloed development
- Siloed departments
- Siloed workforce
- Regional security/quality standards
- Multiple project management tools

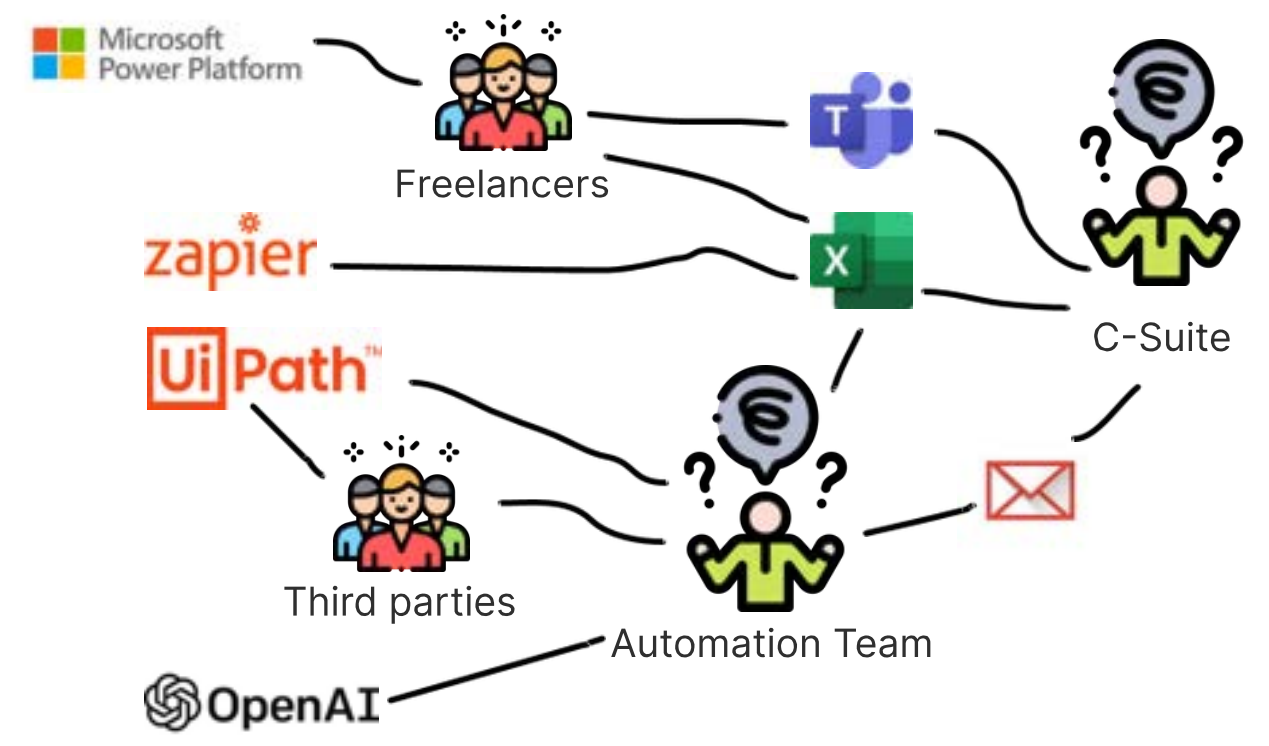


Culture Change

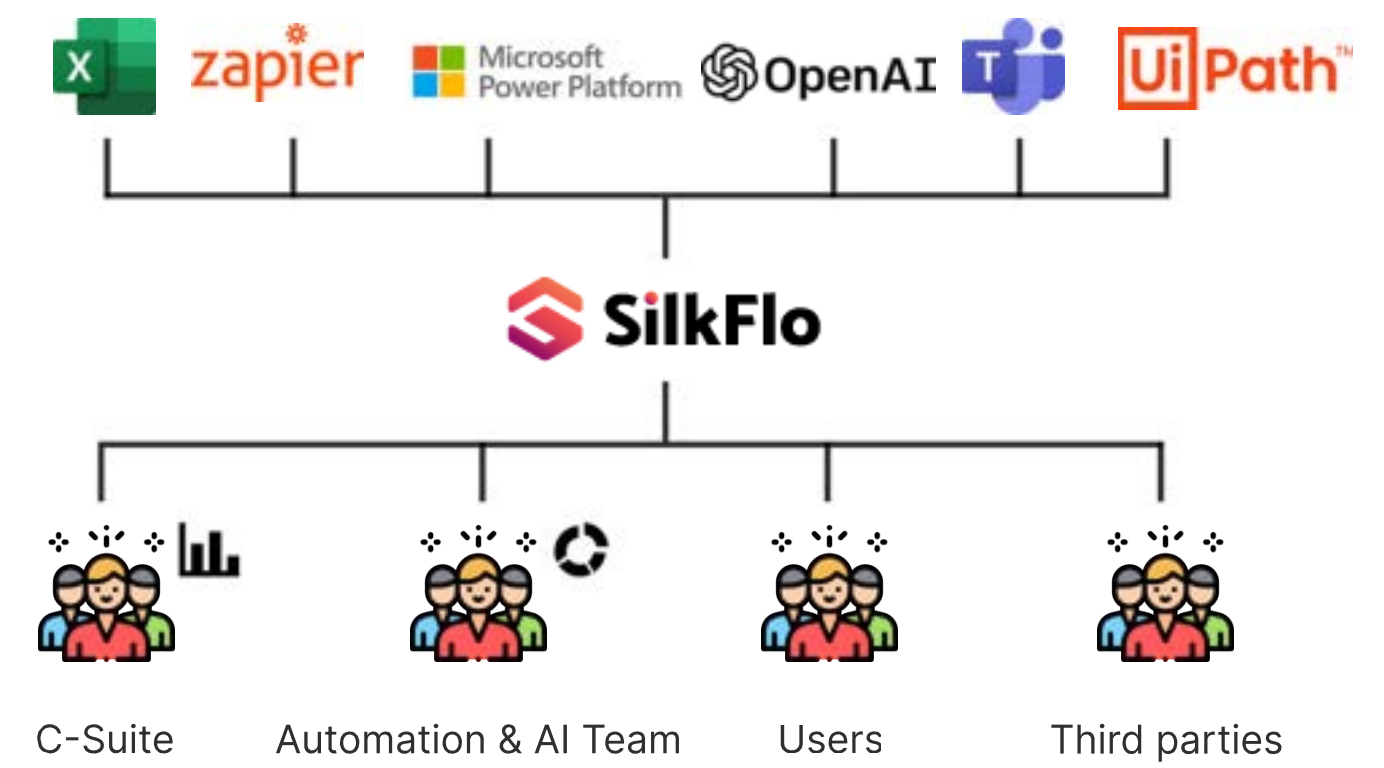
- No central way to encourage digital-first culture change
- Challenge creating internal champions
- Most initiatives use spreadsheets and forms

A unified view of the future Digital landscape

Old World



New World



SOLUTION



SilkFlo helps teams **adopt,** **govern,** and **measure** **automation & AI**

Employee-led discovery

Visualize ROI

Collaboration and sharing

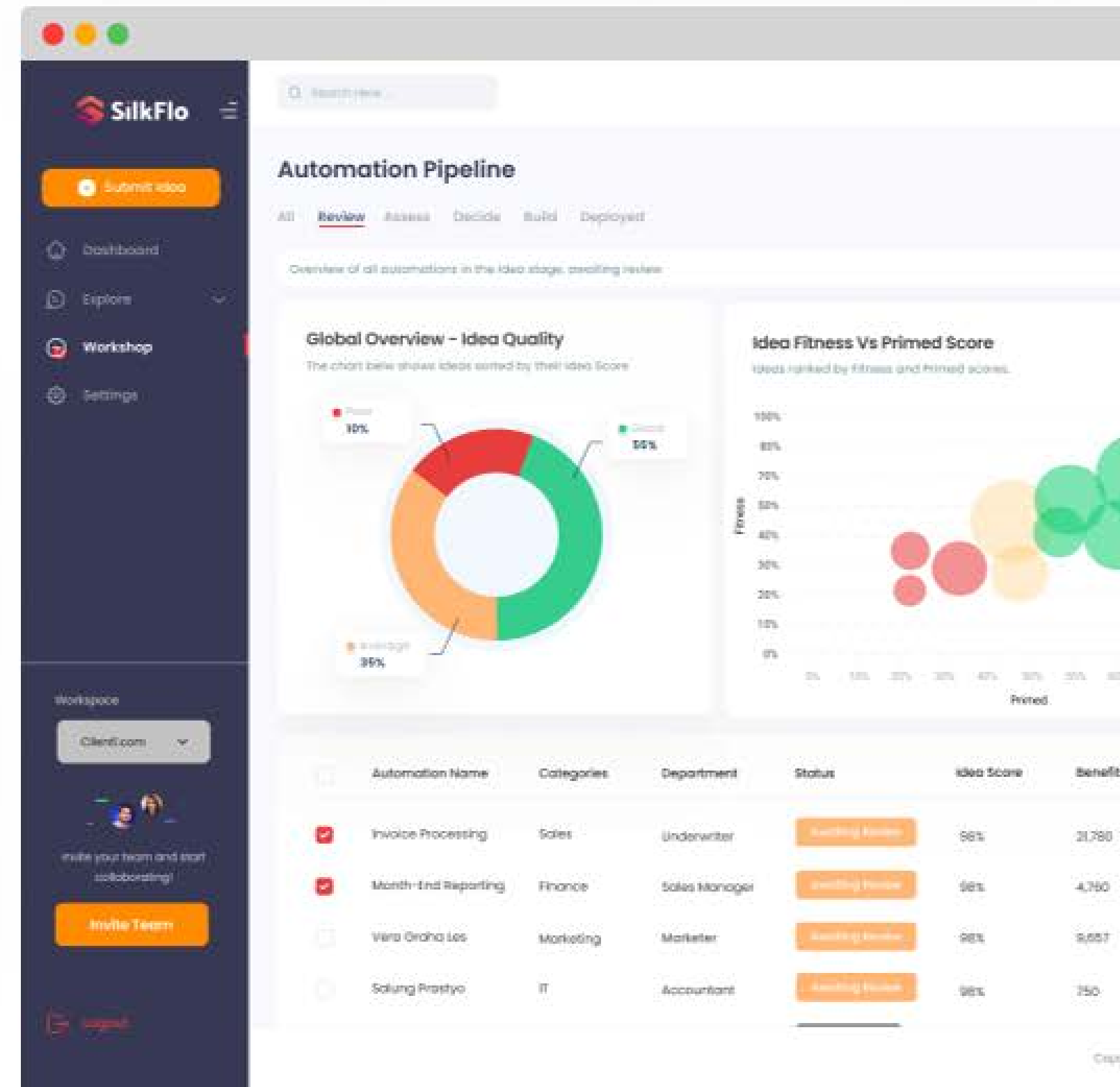
Standardized framework

AI project coach

Central repository

Usage Governance & audit

Vizualize performance



Capture



Employee-led **Discovery**

✔ Easy to grow and maintain pipeline

✔ Submit, like, follow and share ideas

✔ Central repository

✔ Save Discovery time

✔ Encourage collaboration

The screenshot shows the SilkFlo Automation Pipeline dashboard. It features a dark sidebar with navigation options: Dashboard, Explore, Workshop, and Settings. The main content area is titled 'Automation Pipeline' and includes a search bar, a user profile for 'Rizki Janta', and a progress indicator for 'Review', 'Assess', 'Decide', 'Build', and 'Deployed'. The dashboard displays two charts: 'Global Overview - Idea Quality' (a donut chart showing 10% Poor, 36% Average, and 54% Good) and 'Idea Fitness Vs Primed Score' (a bubble chart showing ideas ranked by Fitness and Primed scores). Below the charts is a table of automation tasks.

Automation Name	Categories	Department	Status	Idea Score	Benefits (hrs)	Goal	Action
Invoice Processing	Sales	Underwriter	Waiting Review	98%	2,780	Cost	...
Month-End Reporting	Finance	Sales Manager	Waiting Review	98%	4,750	Cost	...
Valid Graha Ias	Marketing	Marketer	Waiting Review	98%	9,557	Productivity	...
Saling Prastyo	IT	Accountant	Waiting Review	98%	750	Quality	...

Prioritize



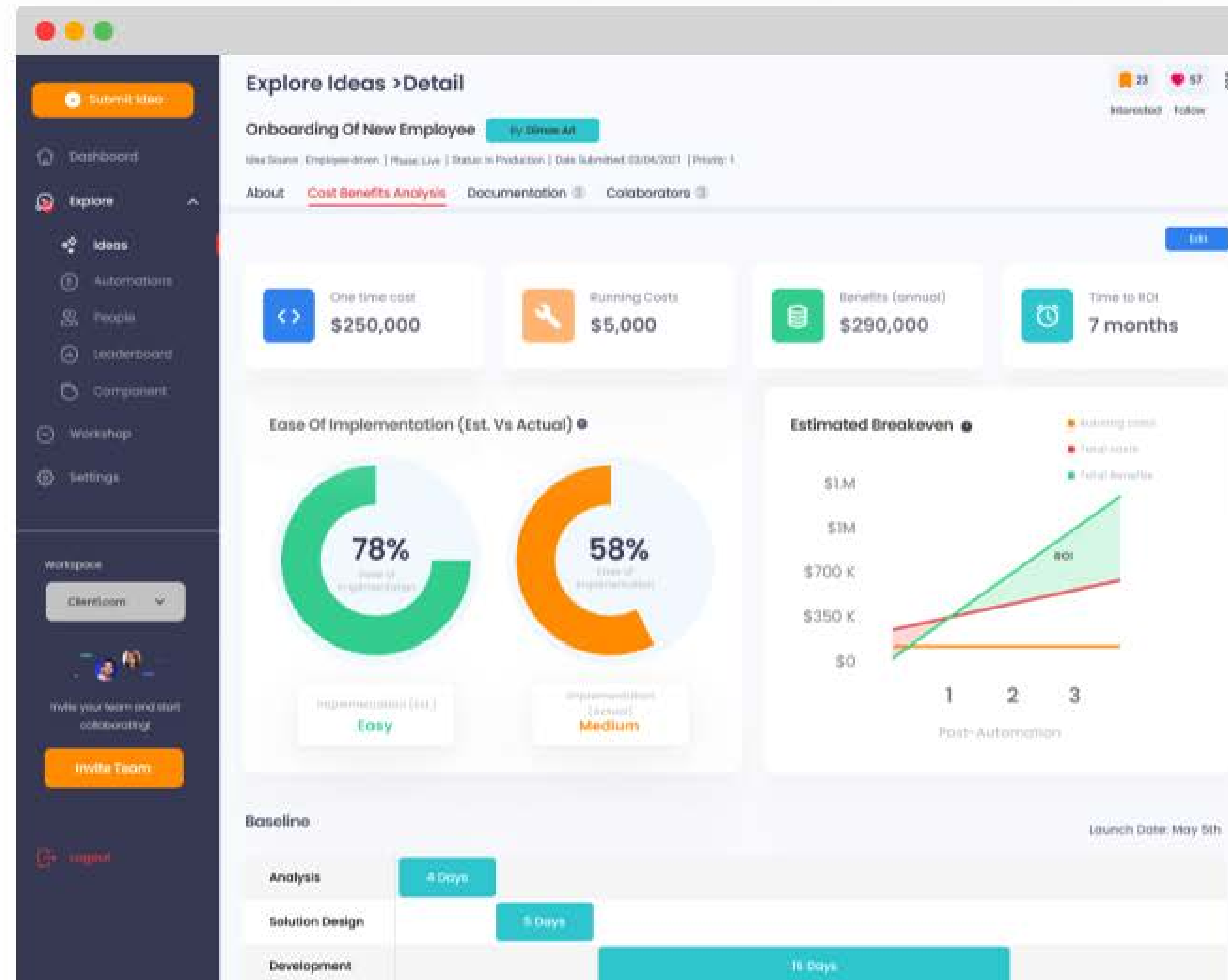
Create the **Business Case**

✔ Detailed ROI estimation

✔ Advanced project accounting

✔ Est vs actual timelines

✔ Customizable



Deliver



Streamlined Pipeline Management

Centralize operations

Manage stages and status'

Save time on stakeholder reporting

The screenshot shows the SilkFlo Automation Pipeline dashboard. The interface includes a dark sidebar with navigation options: Submit Idea, Dashboard, Explore, Workshop, and Settings. The main content area is titled 'Automation Pipeline' and features a search bar, a user profile, and a list of automation stages: All, Review, Assess, Decide, Build, and Deployed. Below this, there are two charts: 'Global Overview - Idea Quality' (a donut chart showing 10% Poor, 36% Average, and 54% Good) and 'Idea Fitness Vs Primed Score' (a bubble chart showing the relationship between Fitness and Primed scores). At the bottom, there is a table of automation tasks.

Automation Name	Categories	Department	Status	Idea Score	Benefits (hrs)	Goal	Action
Invoice Processing	Sales	Underwriter	Waiting Review	98%	2,780	Cost	⋮
Month-End Reporting	Finance	Sales Manager	Waiting Review	98%	4,750	Cost	⋮
Ward Graha Ias	Marketing	Marketer	Waiting Review	98%	9,557	Productivity	⋮
Saling Prastyo	IT	Accountant	Waiting Review	98%	750	Quality	⋮

Value Coming soon

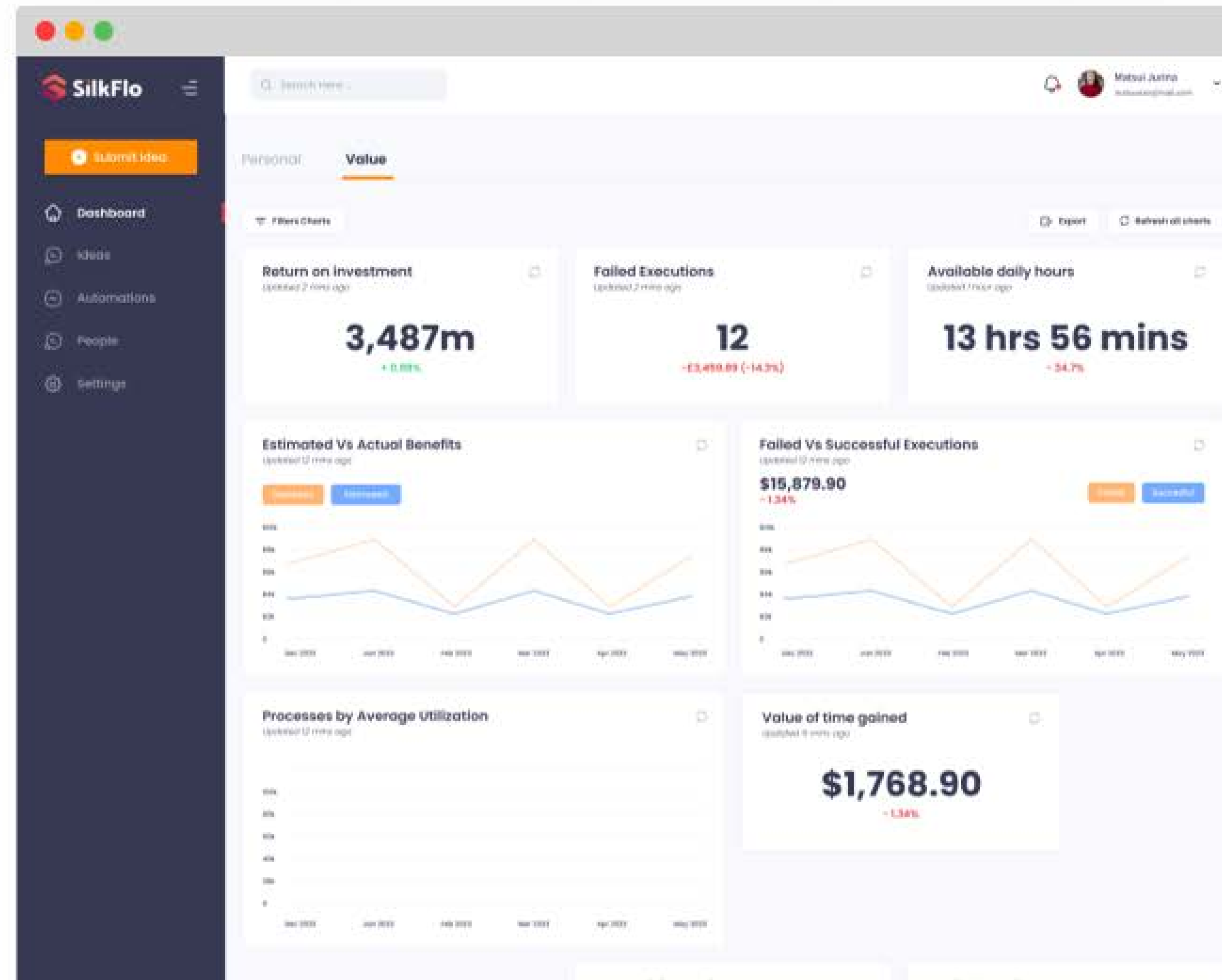


Measure True ROI

✔ Connect RPA, IDP, chatbot and AI models

✔ Measure Est vs Actual benefits

✔ Errors and licence utilization



Case Study: LARS Group



Challenges

- Building a continuous Automation Pipeline
- Keeping employees engaged
- Lack of visibility across the company
- Lack of governance structure
- Decentralised data



Results

- 9x** automation pipeline in **4x weeks**.
(From 16 – 144 opportunities)
- Automation CoE saved **+5 hours /week**
- Employee satisfaction **increased 50%**
- Full** visibility and governance

“SilkFlo has been a game-changer for our multi-vendor automation and AI initiatives. It's user-friendly, powerful, and has helped us deliver projects more effectively, without having to waste time on reporting.”



Roland Szymanski
Head of Operations

Join us

We're helping companies accelerate automation and AI
with a central governance platform



Alexander Leonida

Founder / CEO

Alexander@Silkflo.com

[Book a call](#)

 [Website](#)
[Visit Here](#)

 [LinkedIn](#)
[Visit Here](#)