

# Truveta Data

Regulatory-grade EHR data enabling research across all diseases, drugs, and devices

From accelerating clinical trials to demonstrating real-world comparative effectiveness, Truveta's patient-level health data supports life science leaders across the product lifecycle

**100+M**

patients and growing

**150K**

unique medical devices

**5B+**

clinical notes

**5+**

years patient history

**440**

attributes on SDOH

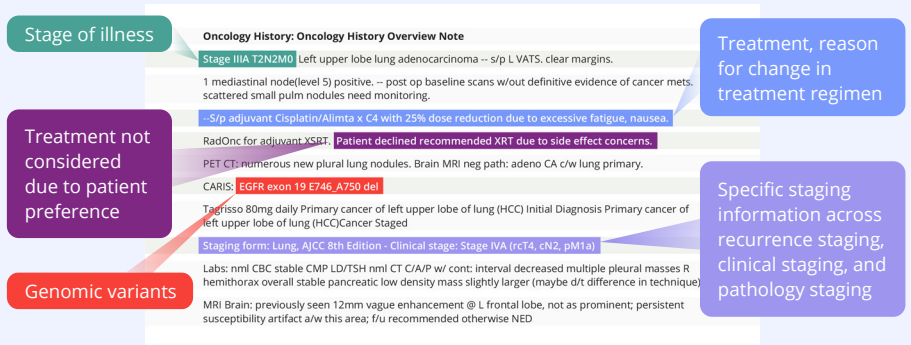
Truveta Data comes from a growing collective of more than 30 health systems and over 18% of clinical care across the country

Explore the most timely, complete, and clean EHR data, linked with claims, SDOH, and mortality data

- Clinical notes
- Lab tests and results
- Biometric data
- Imaging study results
- Genomic biomarkers
- Device data (at UDI level)
- Immunizations
- Care settings
- Biopsy reports
- Medication dosage data
- Pharmacy fill data
- Diagnosis and procedure data
- *And more*

## Uncover meaningful insights from 5B+ clinical notes

Access progress notes, discharge reports, lab reports, and transcribed telephone encounters to reveal details like disease symptoms, clinical status measures or scores, and reasons for medication changes.



**Stage of illness**

**Oncology History: Oncology History Overview Note**

Stage IIIA T2N2M0 Left upper lobe lung adenocarcinoma -- s/p L VATS, clear margins. 1 mediastinal node(level 5) positive. -- post op baseline scans w/out definitive evidence of cancer mets. scattered small pulm nodules need monitoring.

--S/p adjuvant Cisplatin/Alimta x C4 with 25% dose reduction due to excessive fatigue, nausea.

RadOnc for adjuvant XSRT. Patient declined recommended XRT due to side effect concerns.

PET CT: numerous new plural lung nodules. Brain MRI neg path: adeno CA c/w lung primary.

CARIS: EGFR exon 19 E746\_A750 del

Targisso 80mg daily Primary cancer of left upper lobe of lung (HCC) Initial Diagnosis Primary cancer of left upper lobe of lung (HCC)Cancer Staged

Staging form: Lung, AJCC 8th Edition - Clinical stage: Stage IVA (rcT4, cN2, pM1a)

Labs: nml CBC stable CMP LD/TSH nml CT C/A/P w/ cont: Interval decreased multiple pleural masses R hemithorax overall stable pancreatic low density mass slightly larger (maybe d/t difference in technique)

MRI Brain: previously seen 12mm vague enhancement @ L frontal lobe, not as prominent; persistent susceptibility artifact a/w this area; fru recommended otherwise NED

**Treatment not considered due to patient preference**

**Genomic variants**

**Treatment, reason for change in treatment regimen**

**Specific staging information across recurrence staging, clinical staging, and pathology staging**

Trusted by more than 50 leading life science, government, and healthcare organizations

# Truveta Studio

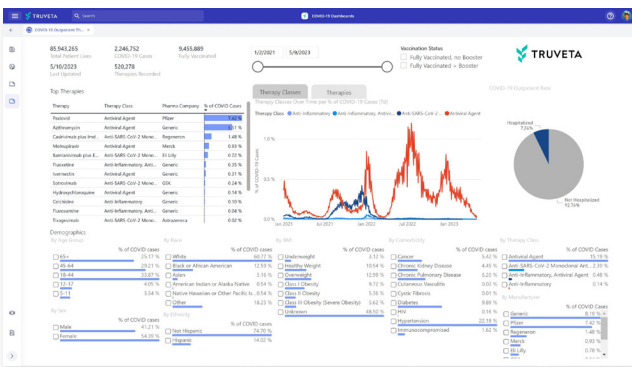
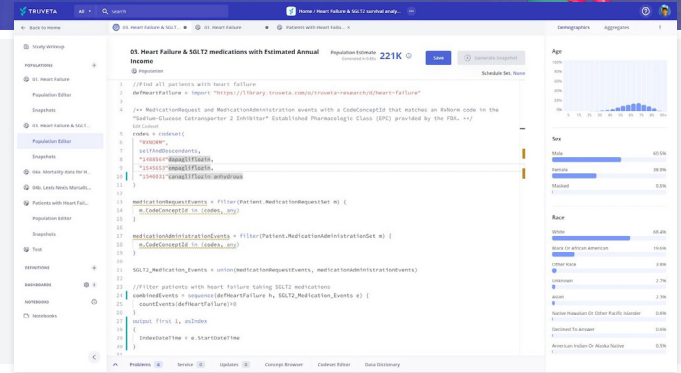
Enabling scientifically rigorous research with powerful analytics

Truveta Studio empowers researchers to build precise and representative populations in seconds, study large populations through flexible and powerful analytics, and collaborate in real-time



## Immediate access to data

- Access representative patient-level data for statistically significant populations
- Dynamically refresh populations to test inclusion/exclusion criteria in real-time
- Express clinically meaningful populations fast with Truveta Prose

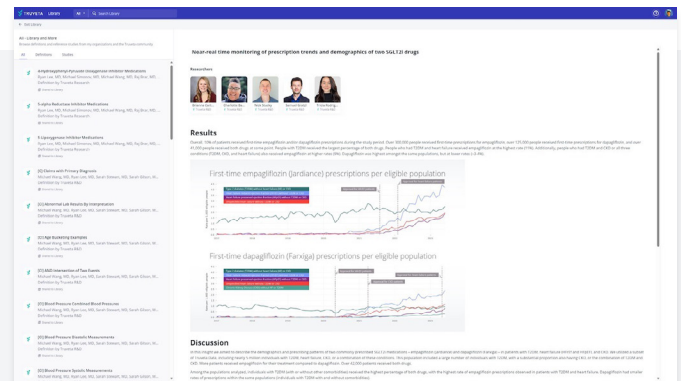


## Powerful analytics and AI

- Analyze large populations using pre-installed notebooks with the latest medical statistics
- Learn from daily updating dashboards for safety monitoring or ongoing analyses
- Develop AI models leveraging Truveta Data, proprietary data, and publicly available datasets
- Export data into your own existing environments, including SAS, Excel, and others

## Collaboration for trust and transparency

- Accelerate research with thousands of pre-built clinical data definitions, templates, and studies to build upon
- Easily share studies with others inside or outside your organization
- Earn trust in research with full transparency of methods and data for reproducibility



*We are thrilled to partner with Truveta to use their unprecedented access to EHR data for real-world data research and advance our understanding of epilepsy and seizure disorders. Through Truveta, we can uncover insights into patient care and outcomes that we've never seen before, including seizure frequency in clinician notes.*

Director Health Economics Outcomes Research (HEOR), SK Life Science Inc.

**Trusted by more than 50 leading life science, government, and healthcare organizations**