



# Plug-n-Play Power BI reports to get Data insights from Dynamics 365 Business Central



# Reports Name

---

- ▶ Accounts Payable Report
- ▶ Accounts Receivable Report
- ▶ Finance Report
- ▶ Sales Report
- ▶ Purchase Report
- ▶ Inventory Report

# Report KPI's and Slicers

Report Name	KPI's	Slicers
Accounts Payable Report	Total Outstandings, Total OverDue, Top 10 Vendors Outstanding, Top 5 Vendor Group wise Outstandings, Currency code wise outstanding, Top 10 Vendorwise purchase for current fiscal year, Top 10 Outstanding by Global dimension, Vendor wise outstanding, Ageing report on posting date and due Date, Invoice vs payment	Date, Company, Vendor, Global Dimension, Vendor Posting Group
Accounts Receivable Report	Total Outstandings, Total OverDue, Top 10 Customer Outstanding, Top 5 Customer Group wise Outstandings, Currency code wise outstanding, Top 10 Customerwise Sales for current fiscal year, Top 10 Outstanding by Global dimension, Customer wise outstanding, Ageing report on posting date and due Date, Invoice vs Collection	Date, Company, Customer, Global Dimension, Customer Posting Group
Finance Report	Avg daily sales, Avg expense per day, Avg monthly sales, Income, Expense, Assets, Equity, Surplus/Deficit, Surplus/Deficit%, Liabilities, Expense by subcategory, Income expense and Surplus/Deficit by Month year, Income by subcategory, Assets and liabilities, Equity by month and Equity subcategory, Amount by subcategory, Assets and liabilities by month	Date, Year, Month and Company
Sales Report	Total Sales, Monthly sales, Customer wise sales, Type wise sales, Top 10 Item wise sales, Document type wise sales, Location wise sales, State code wise sales, Dimension code 1 wise sales, Customer posting group wise sales, Invoice wise profit margin, Same period last year comparison	Date, Company, Customer, Global Dimension1, Item, Posting Group
Purchase Report	Total Purchase, Monthly Purchase, Vendor wise Purchase, Type wise Purchase, Item wise Purchase, Document type wise Purchase, Location wise Purchase, State code wise Purchase, Dimension code 1 wise Purchase, Vendor posting group wise Purchase, G/L wise purchase, Current FY and last FY Purchase comparison, Document no and Item no wise purchase details	Date, Company, Vendors, Global Dimension1, Item, Posting Group
Inventory Report	Posting group wise value, Top 10 Location wise value, Top 10 Global Dismension1 wise Value, Qty by unit measures, Category wise values, Top 10 Item wise value, Entry type wise value, Stock Details, Item Ageing Report	Date, Company, Posting Group, Item Category, Item, Location, Global Dimension1

# Power BI Output



# Accounts Payable

---



# ACCOUNT PAYABLE

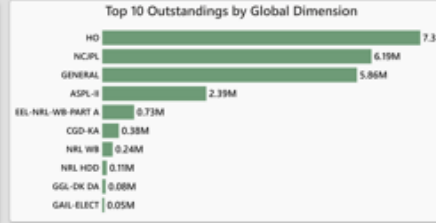
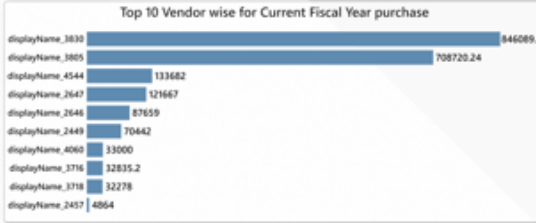
As on Date: 1/1/2022 to 1/31/2023

Company: All Vendor: All Global Dimension: All Vendor Posting Group: All

**-996.25M** Outstanding **-996.25M** Overdue **-580.19M** Total Outstanding **-580.19M** Total Overdue



Currency Code	Amount	AmountLCY
	-993,173,565.34	-1,005,954,504.29
INR	-288,341,462.67	-288,341,462.75
USD	297,768,869.96	298,045,451.69
<b>Total</b>	<b>-983,746,158.05</b>	<b>-996,250,515.35</b>

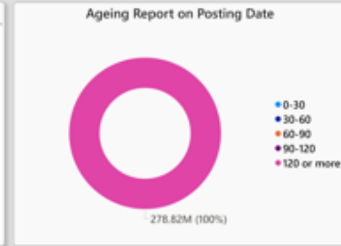


### Vendor wise Outstanding

Vendor	Balance
displayName_3042-EMPO083	-1,005,954,504.29
displayName_3049-V2004	0.00
displayName_3057-EMPO088	0.00
displayName_3063-V1645	0.00
displayName_3074-V0041	0.00
displayName_1184-V1112	0.00
displayName_1242-V1620	-0.22
displayName_1252-V1689	0.00
displayName_1253-V1690	0.00
displayName_1254-V1691	0.00
displayName_1306-EMPO022	0.00
displayName_1384-V0111	297,765,311.00
displayName_3408-V2716	0.00
displayName_1478-V0516	0.00
displayName_1530-V3029	-12,390.00
<b>Total</b>	<b>-996,250,515.35</b>

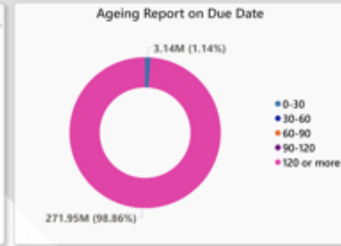
### Ageing Report on Posting Date

Vendor	Ext. Doc NO	Balance	0-30	30-60	60-90	90-120	120 or more
displayName_3515-V1485		-10,000,000.00				-10,000,000.00	
displayName_3651-V2048	01-05-2022 00:00:00	16,635,607.34	-2,549,351.00	2,006,397.00	-1,502,465.94	-5,735,191.02	24,416,218.10
displayName_4373-V2577	98(1)-MAY-2022	-648,870.34	400,779.33		-1,381,008.00	-2,119,686.00	2,451,044.33
displayName_3693-V2727	VNR/EEL/01	-2,788,613.60	-1,625,357.60				-1,163,256.00
displayName_4316-V1757	1356-SEP-2022	-3,012,345.35		2,500,000.00	-1,677,256.15	-596,836.20	-3,238,253.00
displayName_2728-V1695	SSEGPL/2223/03 0	-616,223.36				-417,923.00	-198,300.36
displayName_3749-V2583	01-02-2023	-111,194.88				-111,194.88	
<b>Total</b>	<b>(1)APR_2023</b>	<b>-996,250,515.35</b>	<b>-20,879,313.73</b>	<b>-18,225,655.31</b>	<b>-169,823,070.25</b>	<b>-12,478,947.05</b>	<b>278,823,572.47</b>



### Ageing Report on Due Date

Vendor	Ext. Doc NO	Balance	0-30	30-60	60-90	90-120	120 or more
displayName_3034-V2857	CCC/GJ/22-23/02	-1,005,954,504.29		497,672.00	-157,532,326.72		
displayName_3470-V1837	18027190 RA41	-43,408,364.06	48,386.00				-3,904,476.06
displayName_4311-V0125	1016/224226760/00 /000	-41,603,339.15	45,380.00	-1,003,841.83	9,274.00	-6,813,451.08	-33,840,700.24
-V1145	CIEPL/ADPL/01	-58,792,000.00					-58,792,000.00
displayName_3515-V1485		-10,000,000.00				-10,000,000.00	
displayName_4818-V2903	AIPL/EPC/01	-7,668,500.00				-7,668,500.00	
<b>Total</b>	<b>(1)APR_2023</b>	<b>-996,250,515.35</b>	<b>3,137,315.59</b>	<b>-164,150,120.42</b>	<b>-8,709,092.95</b>	<b>-17,797,179.83</b>	<b>271,952,094.26</b>



### ACCOUNT PAYABLE



Vendor Name	Vendor No	Vendor Posting Group	Document Type	Document No	External Document No	Posting Date	Due Date
displayName_2387	displayName_2387-V1707	IMPORT	Invoice	PRPIV/22-23/03301	8717	Friday, March 31, 2023	Tuesday, January 0
displayName_1384	displayName_1384-V0111	IMPORT	Invoice	PRPIV/22-23/00009	UF/VSPL/01-21-22	Thursday, May 26, 2022	Tuesday, January 0
displayName_1384	displayName_1384-V0111	IMPORT	Invoice	PRPIV/22-23/00068	UF/VSPL/6-21-22	Sunday, July 17, 2022	Thursday, January
displayName_2557	displayName_2557-V1506	IMPORT	Payment	BKPMT/21-22/03347		Monday, January 17, 2022	Monday, January 1
displayName_2557	displayName_2557-V2519	IMPORT	Invoice	WPIV/22-23/00105	UF/EEL/08-21-22	Saturday, April 30, 2022	Wednesday, Febru
displayName_1384	displayName_1384-V0111	IMPORT	Invoice	PRPIV/22-23/00007	UF/VSPL/02-21-22	Thursday, May 26, 2022	Friday, February 04
displayName_1384	displayName_1384-V0111	IMPORT	Payment	BKPMT/22-23/00038	0189NMDC0012023	Tuesday, February 08, 2022	Tuesday, February
displayName_1384	displayName_1384-V0111	IMPORT	Payment	BKPMT/22-23/00101	UF/VSPL/07-21-22	Saturday, February 12, 2022	Saturday, February
displayName_2557	displayName_2557-V1506	IMPORT	Payment	BKPMT/21-22/03855	UF/EEL/07B-21-22	Tuesday, February 15, 2022	Tuesday, February
displayName_2557	displayName_2557-V1506	IMPORT	Invoice	WPIV/21-22/00454	UF/VS/03-21-21	Sunday, July 03, 2022	Tuesday, March 01,
displayName_1384	displayName_1384-V0111	IMPORT	Invoice	PRPIV/22-23/00008	UF/VSPL/03A21-22	Tuesday, May 31, 2022	Friday, March 04, 2
displayName_1384	displayName_1384-V0111	IMPORT	Invoice	PRPIV/22-23/00029	UF/VSPL/03-21-22	Tuesday, May 31, 2022	Friday, March 04, 2
displayName_1242	displayName_1242-V1620	IMPORT	Invoice	WPIV/22-23/00485	3147049	Tuesday, December 13, 2022	Friday, March 11, 20
displayName_4446	displayName_4446-V2469	IMPORT	Invoice	WPIV/22-23/00451	202212272431-B	Tuesday, December 13, 2022	Tuesday, March 15,
displayName_4446	displayName_4446-V2469	IMPORT	Invoice	WPIV/22-23/00458	202212272431-C	Tuesday, December 13, 2022	Tuesday, March 15,
displayName_4446	displayName_4446-V2469	IMPORT	Invoice	WPIV/22-23/00549	202212272431- D	Friday, December 30, 2022	Tuesday, March 15,
displayName_4446	displayName_4446-V2469	IMPORT	Invoice	WPIV/22-23/00577	202212272431- E	Friday, January 20, 2023	Tuesday, March 15,
Total							

## Drill-through Details that can be export in excel from Power BI

Vendor Name	Vendor No	Vendor Posting Group	Document Type	Document No	External Document No	Posting Date	Due Date	Amount LCY	Purchase LCY
displayName_2387	displayName_2387-V1707	IMPORT	Invoice	PRPIV/22-23/03301	8717	31 March 2023	07 January 2020	-155020.95	-155092
displayName_1384	displayName_1384-V0111	IMPORT	Invoice	PRPIV/22-23/00009	UF/VSPL/01-21-22	26 May 2022	04 January 2022	-5760000	-5760000
displayName_1384	displayName_1384-V0111	IMPORT	Invoice	PRPIV/22-23/00068	UF/VSPL/6-21-22	17 July 2022	06 January 2022	-4424750	-4424750
displayName_2557	displayName_2557-V1506	IMPORT	Payment	BKPMT/21-22/03347		17 January 2022	17 January 2022	5108062.5	0
displayName_2557	displayName_2557-V2519	IMPORT	Invoice	WPIV/22-23/00105	UF/EEL/08-21-22	30 April 2022	02 February 2022	-6690300	-6690300
displayName_1384	displayName_1384-V0111	IMPORT	Invoice	PRPIV/22-23/00007	UF/VSPL/02-21-22	26 May 2022	04 February 2022	-5760000	-5760000
displayName_1384	displayName_1384-V0111	IMPORT	Payment	BKPMT/22-23/00038	0189NMDC0012023	08 February 2022	08 February 2022	3717700	0
displayName_1384	displayName_1384-V0111	IMPORT	Payment	BKPMT/22-23/00101	UF/VSPL/07-21-22	12 February 2022	12 February 2022	1106187.5	0
displayName_2557	displayName_2557-V1506	IMPORT	Payment	BKPMT/21-22/03855	UF/EEL/07B-21-22	15 February 2022	15 February 2022	8004438.4	0
displayName_2557	displayName_2557-V1506	IMPORT	Invoice	WPIV/21-22/00454	UF/VS/03-21-21	03 July 2022	01 March 2022	-1590750	-1590750
displayName_1384	displayName_1384-V0111	IMPORT	Invoice	PRPIV/22-23/00008	UF/VSPL/03A21-22	31 May 2022	04 March 2022	-654925	-654925
displayName_1384	displayName_1384-V0111	IMPORT	Invoice	PRPIV/22-23/00029	UF/VSPL/03-21-22	31 May 2022	04 March 2022	-346725	-346725
displayName_1242	displayName_1242-V1620	IMPORT	Invoice	WPIV/22-23/00485	3147049	13 December 2022	11 March 2022	-0.01	-0.01
displayName_4446	displayName_4446-V2469	IMPORT	Invoice	WPIV/22-23/00451	202212272431-B	13 December 2022	15 March 2022	-6292500	-6292500
displayName_4446	displayName_4446-V2469	IMPORT	Invoice	WPIV/22-23/00458	202212272431-C	13 December 2022	15 March 2022	-1258500	-1258500
displayName_4446	displayName_4446-V2469	IMPORT	Invoice	WPIV/22-23/00549	202212272431- D	30 December 2022	15 March 2022	-7173450	-7173450
displayName_4446	displayName_4446-V2469	IMPORT	Invoice	WPIV/22-23/00577	202212272431- E	20 January 2023	15 March 2022	-1102278.2	-1102278.2
displayName_4446	displayName_4446-V2469	IMPORT	Credit Memo	PPCRM/22-23/0112	202215072431B.	11 November 2022	23 March 2022	8935350	8935350
displayName_4446	displayName_4446-V2469	IMPORT	Credit Memo	PPCRM/22-23/0113	202215072431C	14 December 2022	23 March 2022	209750	209750



# Accounts Receivable

---



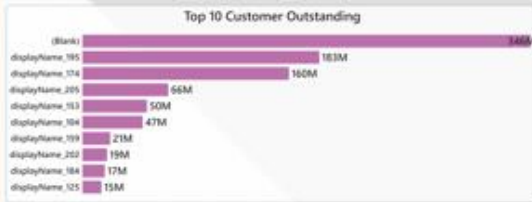
# ACCOUNT RECEIVABLE

As on Date: 5/15/2022, 5/30/2022


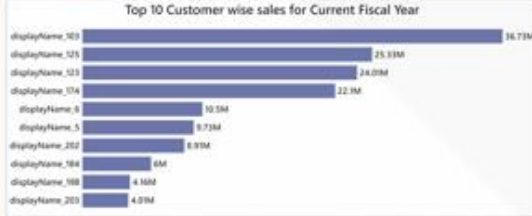
865.19M Outstanding, 987.92M Over Due

Company: All, Customer: All, Global Dimension: All, Customer Posting Group: All

894.43M Total Outstanding, 838.73M Total Over Due



Currency Code	Amount	Amount LCY
INR	511,014,009.83	511,014,009.83
	346,362,446.03	346,362,446.03
USD	101,861.75	7,810,348.54
<b>Total</b>	<b>857,478,417.61</b>	<b>865,186,704.42</b>

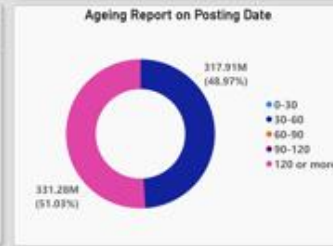


### Customer wise Outstanding

Customer Code	Balance
displayName_195-C0007	183,062,050.54
displayName_174-C00042	159,573,395.41
displayName_205-C0009	66,384,756.09
displayName_153-C00139	49,913,535.04
displayName_104-C0010	46,554,510.72
displayName_159-C00150	21,458,971.00
displayName_202-C0004	19,000,639.38
displayName_184-C00123	16,325,392.00
displayName_125-C00015	14,699,568.00
displayName_73-C0003	9,852,607.59
displayName_194-C00160	7,927,388.32
displayName_178-C00080	7,810,248.56
<b>Total</b>	<b>518,824,258.39</b>

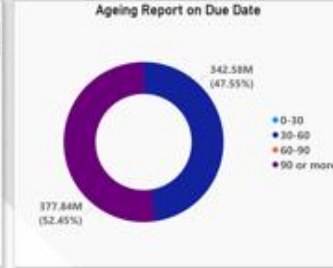
### Ageing Report on Posting Date

Customer Code	Ext. Doc NO	Balance	0-30	30-60	60-90	90-120	120 or more
		346,362,446.03					
displayName_103-C0005	18027396 RA 23	-20,874,986.59	0.00	-1,020,341.00			-19,854,646.39
displayName_104-C0010	18027392 RA25	46,554,510.72					46,554,510.72
displayName_119-C00129	VSPL/22-23/RT/01	4,850.16					4,850.16
displayName_120-C00003	PI SALOR/22-23/00006	-1,326,000.00	-500,000.00	944,000.00		-1,770,000.00	
displayName_122-C00005		-1,000,000.00					-1,000,000.00
displayName_123-C00010	TDS RECEIVABLE (FY 22-23)	553,164.56		551,000.00	-1,615,000.00	-791,662.44	2,408,827.00
<b>Total</b>	<b>/WO-641/21-22</b>	<b>865,186,704.42</b>	<b>-29,802,092.32</b>	<b>317,907,131.25</b>	<b>-93,647,951.83</b>	<b>-6,916,216.15</b>	<b>331,283,387.44</b>



### Ageing Report on Due Date

Customer Code	Ext.Doc No	Balance	0-30	30-60	60-90	90 or more
		346,362,446.03				
displayName_103-C0005	18027396 RA 23	-20,874,986.59	-43,342,536.72			-40,059,222.0
displayName_104-C0010	18027392 RA25	46,554,510.72				46,554,510.7
displayName_119-C00129	VSPL/22-23/RT/01	4,850.16				4,850.1
displayName_120-C00003	PI SALOR/22-23/00006	-1,326,000.00		944,000.00		-826,000.0
displayName_122-C00005		-1,000,000.00				-1,000,000.0
displayName_123-C00010	TDS RECEIVABLE (FY 22-23)	553,164.56		51,000.00	-615,000.00	1,617,164.5
<b>Total</b>	<b>/WO-641/21-22</b>	<b>865,186,704.42</b>	<b>-102,846,147.34</b>	<b>342,583,534.39</b>	<b>-187,910,027.33</b>	<b>377,836,668.9</b>



ACCOUNT RECEIVABLE



Customer	Customer No.	Customer Code	Customer Posting Group	Document Type	Document No	External Document No	Posting Date	Document Date	Sales LCY	Arr
displayName_1	C00001	displayName_1-C00001	DOMESTIC		GNJNL/21-22/00421	18027190 RA30	22-02-22	22-02-22	0	
displayName_1	C00001	displayName_1-C00001	DOMESTIC		GNJNL/22-23/00194	PROJECTS	31-03-23	31-03-23	0	
displayName_1	C00001	displayName_1-C00001	DOMESTIC		GNJNL/23-24/0583		01-04-23	01-04-23	0	
displayName_1	C00001	displayName_1-C00001	DOMESTIC	Invoice	ET/18027190/RA28	ET/18027190/RA28	08-01-22	08-01-22	10114035	
displayName_1	C00001	displayName_1-C00001	DOMESTIC	Invoice	ET/18027190/RA29	ET/18027190/RA29	19-01-22	19-01-22	23476508	
displayName_1	C00001	displayName_1-C00001	DOMESTIC	Invoice	ET/18027190/RA30	ET/18027190/RA30	20-02-22	20-02-22	37387820	
displayName_1	C00001	displayName_1-C00001	DOMESTIC	Invoice	ET/18027190/RA31	ET/18027190/RA31	04-03-22	04-03-22	42325332	
displayName_1	C00001	displayName_1-C00001	DOMESTIC	Invoice	ET/18027190/RA32	ET/18027190/RA32	12-03-22	12-03-22	31424358	
displayName_1	C00001	displayName_1-C00001	DOMESTIC	Invoice	ET/18027190/RA33	ET/18027190/RA33	26-03-22	26-03-22	34688530	
displayName_1	C00001	displayName_1-C00001	DOMESTIC	Invoice	ET/18027190/RA34	ET/18027190/RA34	28-03-22	28-03-22	10122196	
displayName_1	C00001	displayName_1-C00001	DOMESTIC	Invoice	ET/18027190/RA35	ET/18027190/RA35	22-04-22	22-04-22	70672190	
displayName_1	C00001	displayName_1-C00001	DOMESTIC	Invoice	ET/18027190/RA36	ET/18027190/RA36	01-03-23	01-03-23	118141355	
displayName_1	C00001	displayName_1-C00001	DOMESTIC	Invoice	ET/18027190/RA47	ET/18027190/RA47	17-03-23	17-03-23	26541760	
displayName_1	C00001	displayName_1-C00001	DOMESTIC	Payment	BRCPT/22-23/00004		29-08-22	29-08-22	0	
displayName_1	C00001	displayName_1-C00001	DOMESTIC	Payment	GNJNL/21-22/00356	18027190 RA29	05-02-22	05-02-22	0	
displayName_1	C00001	displayName_1-C00001	DOMESTIC	Payment	GNJNL/21-22/00365	18027190 RA28	18-01-22	18-01-22	0	
displayName_1	C00001	displayName_1-C00001	DOMESTIC	Payment	GNJNL/21-22/00407	18027190 RA28	16-01-22	16-01-22	0	
displayName_1	C00001	displayName_1-C00001	DOMESTIC	Payment	GNJNL/21-22/00408	18027190 RA28	16-01-22	16-01-22	0	
displayName_1	C00001	displayName_1-C00001	DOMESTIC	Payment	GNJNL/21-22/00409	18027190 RA28	16-01-22	16-01-22	0	
displayName_1	C00001	displayName_1-C00001	DOMESTIC	Payment	GNJNL/21-22/00410	18027190 RA28	16-01-22	16-01-22	0	
displayName_1	C00001	displayName_1-C00001	DOMESTIC	Payment	GNJNL/21-22/00411	18027190 RA29	03-02-22	03-02-22	0	
displayName_1	C00001	displayName_1-C00001	DOMESTIC	Payment	GNJNL/21-22/00412	18027190 RA29	03-02-22	03-02-22	0	
displayName_1	C00001	displayName_1-C00001	DOMESTIC	Payment	GNJNL/21-22/00413	18027190 RA29	03-02-22	03-02-22	0	
displayName_1	C00001	displayName_1-C00001	DOMESTIC	Payment	GNJNL/21-22/00414	18027190 RA29	03-02-22	03-02-22	0	
displayName_1	C00001	displayName_1-C00001	DOMESTIC	Payment	GNJNL/21-22/00512	18027190 RA31	10-03-22	10-03-22	0	
displayName_1	C00001	displayName_1-C00001	DOMESTIC	Payment	GNJNL/21-22/00513	18027190 RA32	17-03-22	17-03-22	0	
Total									5409152797	39

## Drill-through Details that can be export in excel from Power BI



Customer	Customer No.	Customer Code	Customer Posting Group	Document Type	Document No	External Document No	Posting Date	Document Date	Sales LCY	Amount LCY
displayName_198	C00170	displayName_198-C00170	DOMESTIC	Invoice	02-11-2023 00:00:00	NRL/EEL/RA02	02-11-23	02-11-23	11489561	
displayName_103	C0005	displayName_103-C0005	DOMESTIC	Invoice	11-05-2023 00:00:00	TJ/18027396/RA32	11-05-23	11-05-23	36730964	43342537.52
displayName_5	C00012	displayName_5-C00012	DOMESTIC	Invoice	ADPL/DAPL/FB-01	ADPL/DAPL/FB-01	19-03-23	19-03-23	3401292	
displayName_5	C00012	displayName_5-C00012	DOMESTIC	Invoice	ADPL/DAPL/RA01	ADPL/DAPL/RA01	21-07-22	21-07-22	31968000	0
displayName_4	C00009	displayName_4-C00009	DOMESTIC	Invoice	ADPL/OR21-22/001	ADPL/OR21-22/001	23-03-22	23-03-22	351264	
displayName_4	C00009	displayName_4-C00009	DOMESTIC	Invoice	ADPL/OR22-23/001	ADPL/OR22-23/001	21-04-22	21-04-22	1202842	
displayName_4	C00009	displayName_4-C00009	DOMESTIC	Invoice	ADPL/OR22-23/002	ADPL/OR22-23/002	21-04-22	21-04-22	357196	
displayName_4	C00009	displayName_4-C00009	DOMESTIC	Invoice	ADPL/OR22-23/003	ADPL/OR22-23/003	21-04-22	21-04-22	2116774	
displayName_124	C00011	displayName_124-C00011	DOMESTIC	Invoice	ADPL/OR22-23/004	ADPL/OR22-23/004	01-06-22	01-06-22	1048100	-357830.8
displayName_4	C00009	displayName_4-C00009	DOMESTIC	Invoice	ADPL/OR22-23/005	ADPL/OR22-23/005	01-01-23	01-01-23	16500	
displayName_124	C00011	displayName_124-C00011	DOMESTIC	Invoice	ADPL/OR22-23/006	ADPL/OR22-23/006	25-01-23	25-01-23	1724300	
displayName_124	C00011	displayName_124-C00011	DOMESTIC	Invoice	ADPL/OR22-23/007	ADPL/OR22-23/007	25-01-23	25-01-23	47387	
displayName_124	C00011	displayName_124-C00011	DOMESTIC	Invoice	ADPL/OR22-23/008	ADPL/OR22-23/008	25-01-23	25-01-23	289474	
displayName_124	C00011	displayName_124-C00011	DOMESTIC	Invoice	ADPL/OR22-23/009	ADPL/OR22-23/009	30-03-23	30-03-23	3808060	
displayName_4	C00009	displayName_4-C00009	DOMESTIC	Invoice	ADPL/OR23-24/001	ADPL/OR23-24/001	24-04-23	24-04-23	1169550	
displayName_124	C00011	displayName_124-C00011	DOMESTIC	Invoice	ADPL/OR23-24/002	ADPL/OR23-24/002	27-07-23	27-07-23	13587652	
displayName_4	C00009	displayName_4-C00009	DOMESTIC	Invoice	ADPL/OR23-24/003	ADPL/OR23-24/003	01-08-23	01-08-23	1482550	

# Finance

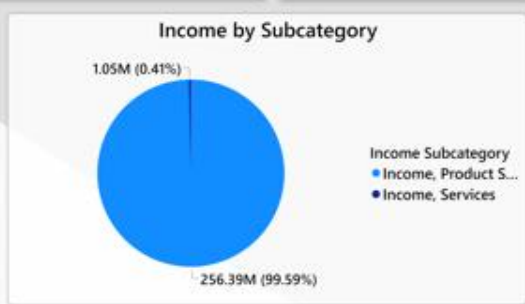
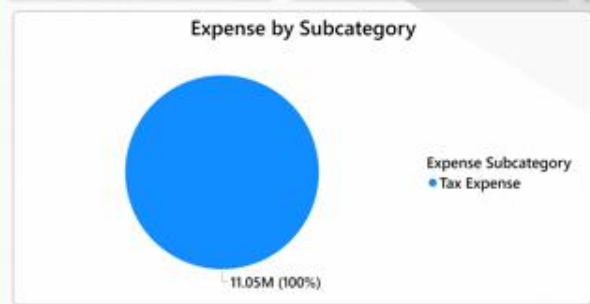
---



# FINANCE REPORT


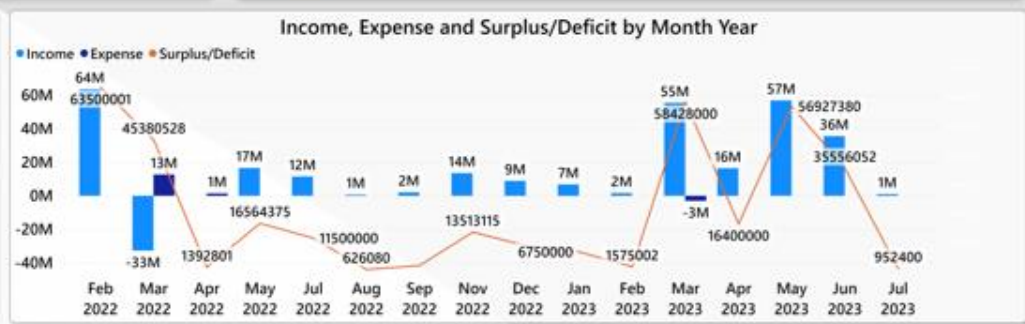
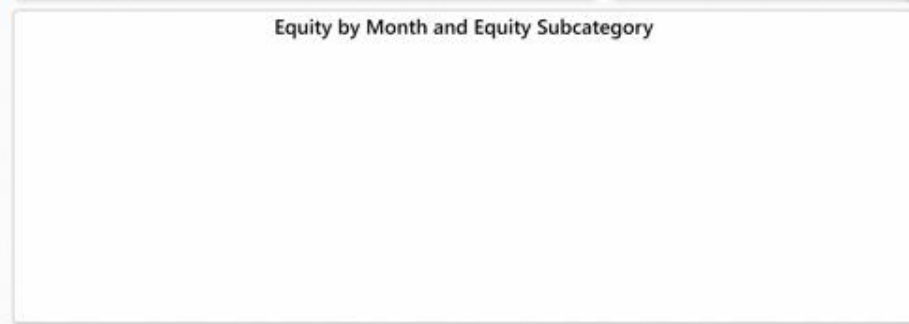
**Date:** 1/1/2022 - 12/31/2023  
**Year:** All  
**Month:** All  
**Company:** All

<b>2.92K</b> Avg Daily Sales	<b>30.27K</b> Avg Expense Per Day	<b>88.94K</b> Avg Monthly Sales
<b>257.44M</b> Income	<b>11.05M</b> Expense	<b>121.76M</b> Assets
<b>2.07M</b> Liabilities	<b>(Blank)</b> Equity	<b>246.40M</b> Surplus/Deficit
		<b>95.71%</b> Surplus/Deficit%



### Asset & Liabilities

(Blank)	-7462040	(Blank)	2067119
Cash	-19334865	Long Term Liabilities	0
Equipment	179353		
Fixed Assets	75941367		
Inventory			



## FINANCE REPORT



Income Details				
Sub Category	Description	Debit Amount	Credit Amount	Balance
Income, Product Sales	Close Income Statement	34550000	0	-34550000
Income, Product Sales	Credit Memo SCRMN/22-23/00006	7000000	0	-7000000
Income, Product Sales	Invoice SALIV/21-22/00001	0	37000001	37000001
Income, Product Sales	Invoice SALIV/21-22/00030	0	4500000	4500000
Income, Product Sales	Invoice SALIV/21-22/00063	0	3500000	3500000
Income, Product Sales	Invoice SALIV/21-22/00071	0	18500000	18500000
Income, Product Sales	Invoice SALIV/21-22/00077	0	1850000	1850000
Income, Product Sales	Invoice SALIV/22-23/00001	0	2000000	2000000
Income, Product Sales	Invoice SALIV/22-23/00007	0	6714876	6714876
Income, Product Sales	Invoice SALIV/22-23/00009	0	2800000	2800000
Income, Product Sales	Invoice SALIV/22-23/00016	0	558390	558390
Income, Product Sales	Invoice SALIV/22-23/00017	0	597812	597812
Income, Product Sales	Invoice SALIV/22-23/00018	0	1200000	1200000
Income, Product Sales	Invoice SALIV/22-23/00019	0	1700000	1700000
Income, Product Sales	Invoice SALIV/22-23/00021	0	300000	300000
Income, Product Sales	Invoice SALIV/22-23/00024	0	5701239	5701239
Income, Product Sales	Invoice SALIV/22-23/00025	0	305000	305000
Income, Product Sales	Invoice SALIV/22-23/00027	0	915000	915000
Income, Product Sales	Invoice SALIV/22-23/00028	0	0	0
Income, Product Sales	Invoice SALIV/22-23/00029	0	2450000	2450000
Income, Product Sales	Invoice SALIV/22-23/00030	0	700000	700000
<b>Total</b>		<b>41550000</b>	<b>298992764</b>	<b>257442764</b>

### FINANCE REPORT



Expense Details

Sub Category	Description	Debit Amount	Credit Amount	Balance	Average Expense Per Day
Tax Expense	AY 2011-12 demand	1392801	0	1392801	3,815.89
Tax Expense	Income Tax Expense	13683357	4028447	9654910	26,451.81
<b>Total</b>		<b>15076158</b>	<b>4028447</b>	<b>11047711</b>	<b>30,267.70</b>



# Drill-through Details (Asset) from Chart visuals in Main Page

## FINANCE REPORT



Asset Details					
Company	Category	Account_Subcategory_Descript	Debit Amount	Credit Amount	Balance
Company_1					1319603
Company_1	Assets		3107526	1787923	1319603
Company_1	Assets	Cash	138666232	160867642	-22201410
Company_1	Assets	Equipment	6779	0	6779
Company_1	Assets	Fixed Assets	26446536	11588601	14857935
Company_1	Assets	Inventory	46107252	36543851	9563401
Company_1	Cost of Goods Sold				1319603
Company_1	Liabilities				1319603
Company_2					145500
Company_2	Assets		145500	0	145500
Company_2	Assets	Cash	44744026	44512171	231855
Company_2	Assets	Inventory	13454235	13429752	24483
Company_2	Cost of Goods Sold				145500
Company_3					257244
Company_3	Assets		757244	500000	257244
Company_3	Assets	Cash	4442522	4449345	-6823
Company_3	Assets	Fixed Assets	7498857	2717534	4781323
Company_3	Assets	Inventory	328131	5794815	-5466684
Company_4					132500
Company_4	Assets		132500	0	132500
<b>Total</b>			<b>394441670</b>	<b>324054073</b>	<b>70387597</b>

## FINANCE REPORT



### Liabilities Details

Category	Description	Debit Amount	Credit Amount	Balance
Liabilities	SGST RECEIVABLE-West Bengal (WB)	320293	0	320293
Liabilities	SGST RECEIVABLE - INTERIM (RCM)-West Bengal (WB)	3591	0	3591
Liabilities	SGST PAYABLE - INTERIM (RCM)-West Bengal (WB)	0	3591	-3591
Liabilities	OTHER NON CURRENT LIABILITIES	63176900	63176900	0
Liabilities	IGST RECEIVABLE-West Bengal (WB)	1429826	0	1429826
Liabilities	IGST RECEIVABLE - INTERIM (RCM)-West Bengal (WB)	74030	3293	70737
Liabilities	IGST PAYABLE-IGST RECEIVABLE-West Bengal (WB)	0	3293	-3293
Liabilities	IGST PAYABLE - INTERIM (RCM)-West Bengal (WB)	3293	74030	-70737
Liabilities	CGST RECEIVABLE-West Bengal (WB)	320293	0	320293
Liabilities	CGST RECEIVABLE - INTERIM (RCM)-West Bengal (WB)	3591	0	3591
Liabilities	CGST PAYABLE - INTERIM (RCM)-West Bengal (WB)	0	3591	-3591
<b>Total</b>		<b>65331817</b>	<b>63264698</b>	<b>2067119</b>

### FINANCE REPORT



Equity Details				
Subcategory	Description	Debit Amount	Credit Amount	Balance

# Sales


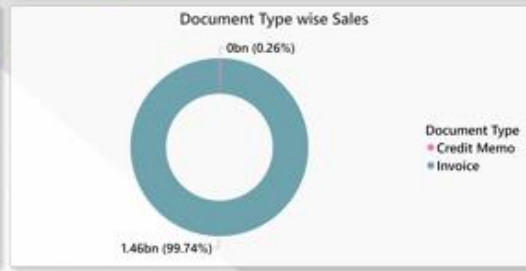
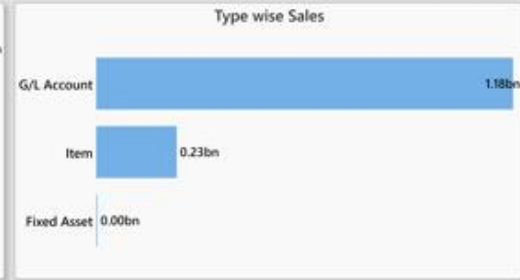
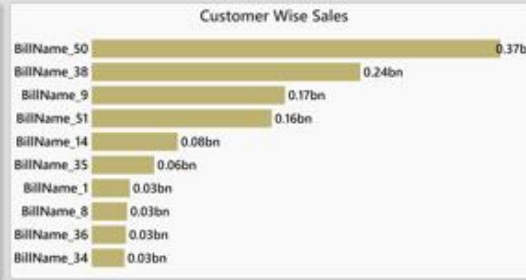
---



# SALES REPORT

**For the Period** 4/1/2023 - 4/3/2024 **1.41bn**  
Total Sales

Company: All Customer: All Item: All Posting Group: All Global Dimension 1: Multiple selections



### INVOICE WISE PROFIT MARGIN

Document No and Customer	Sales Amount	Cost Amount	Margin
EEL/2023-24/0001	600,000.00	3,169.55	99.47%
CCC/GJ/23-24/003	1,250,000.00	100,000.00	92.00%
VSPL/23-24/00018	400,000.00	35,000.00	91.25%
VSPL/23-24/00021	400,000.00	35,000.00	91.25%
VSPL/23-24/00024	400,000.00	35,000.00	91.25%
VSPL/23-24/00023	750,000.00	105,000.00	86.00%
VSPL/23-24/00015	3,075,000.00	900,000.00	70.73%
VSPL/23-24/00019	10,200,000.00	5,040,000.00	50.59%
EEL/22-23/001	54,589.64	36,206.50	33.68%
EEL/KA/TRF/23/04	7,734,818.00	7,184,177.62	7.12%
EEL/VC/2324/M/10	543,206.65	541,850.00	0.25%
EEL/VC/2324/M/12	426,019.68	424,957.00	0.25%
EEL/VC/2324/M/05	4,165,217.30	4,154,828.20	0.25%
<b>Total</b>	<b>227,784,614.48</b>	<b>218,514,459.60</b>	<b>4.07%</b>



**SALES REPORT**



Customer	Customer No	Document No	Item No	Date	Actual Cost	Actual Sales Amount
Name_154	C00139	SPCRM/22-23/0003	INV-00753	31-08-22		-2,800,000.00
Name_154	C00139	SPCRM/22-23/0003	INV-00753	07-01-23	-6,714,876.00	-2,800,000.00
Name_156	C00023	CCC/GJ/23-24/007	FA-012	31-12-23	2,283,538.89	2,283,538.89
Name_159	C00166	EEL/2023-24/0001	PM-01488	11-04-23	3,169.55	600,000.00
Name_160	C00150	EEL/2021-22/0010	INV02111	02-02-22	4,500,000.00	4,500,000.00
Name_160	C00150	VSPL/21-22/00001	INV02227	23-02-22	8,624,960.00	25,000,000.00
Name_160	C00150	VSPL/21-22/00001	INV02228	23-02-22	1,598,850.00	6,000,001.01
Name_160	C00150	VSPL/21-22/00001	INV02229	23-02-22	800,000.00	1,000,000.00
Name_160	C00150	VSPL/21-22/00001	INV02230	23-02-22	800,000.00	2,000,000.00
Name_160	C00150	VSPL/21-22/00001	INV02231	23-02-22	3,200,000.00	3,000,000.00
Name_160	C00150	VSPL/21-22/00001	INV02232	23-02-22	75,000.00	0.00
Name_161	C00151	EEL/2021-22/0012	INV02218	14-02-22	3,500,000.00	3,500,000.00
Name_162	C00152	EEL/2021-22/0018	INV02266	28-03-22	1,794,500.00	1,850,000.00
Name_165	C00161	CCC/KN/22-23/01	INV-00753	07-01-23	2,599,000.00	2,800,000.00
Name_165	C00161	ET/29/ADPL/12	INV-00753	07-01-23	6,714,876.00	2,800,000.00
Name_165	C00161	VSPL/22-23/00005	FA001	07-01-23	1,316,907.00	1,700,000.00
Name_166	C00163	EEL/2022-23/0021	INV01767	14-03-23	3,287,000.00	4,000,000.00
<b>Total</b>					<b>327,363,771.11</b>	<b>416,245,704.42</b>

## SALES REPORT



Bill To Name	Bill To Customer No.	Document No.	Location Code	Line No.	General Prod Posting Group	Location State Code	Document Type	Type	Shortcut Dim
BillName_7	C00148	EEL/2021-22/0008	HO	3111120	EXPENSE	GJ	Invoice	G/L Account	Code_3
BillName_14	C0003	TJ/18027190/RA28	TN	3111220	CONTRACTIN	TN	Invoice	G/L Account	Code_3
BillName_14	C0003	TJ/18027190/RA28	TN	4182050	ROUND OFF	TN	Invoice	G/L Account	Code_3
BillName_59	C00001	ET/18027190/RA28	TN	3111220	CONTRACTIN	TN	Invoice	G/L Account	Code_3
BillName_59	C00001	ET/18027190/RA28	TN	4182050	TRANSPORT	TN	Invoice	G/L Account	Code_3
BillName_14	C0004	TJ/18027392/RA25	TN	3111220	CONTRACTIN	TN	Invoice	G/L Account	Code_3
BillName_58	C00003	ET/18027392/RA25	TN	3111220	CONTRACTIN	TN	Invoice	G/L Account	Code_3
BillName_58	C00003	ET/18027392/RA25	TN	4182050	TRANSPORT	TN	Invoice	G/L Account	Code_3
BillName_61	C00133	EEL/TN/P/21/025	PRJ-1 TJ	3111220	CONTRACTIN	GJ	Invoice	G/L Account	Code_31
BillName_61	C00133	EEL/TN/P/21/026	PRJ-1 TJ	3111220	CONTRACTIN	GJ	Invoice	G/L Account	Code_31
BillName_61	C00133	EEL/TN/P/21/027	PRJ-1 TJ	3111220	CONTRACTIN	GJ	Invoice	G/L Account	Code_31
BillName_14	C0003	TJ/18027190/RA29	TN	3111220	CONTRACTIN	TN	Invoice	G/L Account	Code_3
BillName_14	C0003	TJ/18027190/RA29	TN	4182050	ROUND OFF	TN	Invoice	G/L Account	Code_3
BillName_59	C00001	ET/18027190/RA29	TN	3111220	CONTRACTIN	TN	Invoice	G/L Account	Code_3
BillName_59	C00001	ET/18027190/RA29	TN	4182050	TRANSPORT	TN	Invoice	G/L Account	Code_3
BillName_14	C0004	TJ/18027392/RA26	TN	3111220	CONTRACTIN	TN	Invoice	G/L Account	Code_3
BillName_58	C00003	ET/18027392/RA26	TN	3111220	CONTRACTIN	TN	Invoice	G/L Account	Code_3
BillName_58	C00003	ET/18027392/RA26	TN	4182050	TRANSPORT	TN	Invoice	G/L Account	Code_3
BillName_61	C00133	EEL/TN/P/21/028	PRJ-1 TJ	3111220	CONTRACTIN	GJ	Invoice	G/L Account	Code_31
BillName_52	C00080	EEL/EXP/21-22/03	HO EXPORT	3112220	EXPENSE	GJ	Invoice	G/L Account	Code_3
BillName_7	C00148	EEL/2021-22/0009	HO	3111120	EXPENSE	GJ	Invoice	G/L Account	Code_3
BillName_26	C00150	EEL/2021-22/0010	WORKSHOP	INV02111	FINISHGOOD	GJ	Invoice	Item	Code_3
BillName_32	C00086	EEL/2021-22/0011	WORKSHOP	3113040	ASSET	GJ	Invoice	G/L Account	Code_3
BillName_61	C00133	EEL/KA/P/21/027	KOLAR	3111220	EXPENSE	KA	Invoice	G/L Account	Code_32
BillName_14	C0006	TJ/18027395/RA18	AD	3111220	CONTRACTIN	AD	Invoice	G/L Account	Code_3
BillName_14	C0003	TJ/18027190/RA30	TN	3111220	CONTRACTIN	TN	Invoice	G/L Account	Code_3
BillName_14	C0003	TJ/18027190/RA30	TN	4182050	ROUND OFF	TN	Invoice	G/L Account	Code_3
<b>Total</b>									

## Drill-through Details that can be export in excel from Power BI

Bill To Name	Bill To Customer No	Document No.	Location Code	Line No.	General Prod Posting Group	Location State Code	Document Type	Shortcut Dimension1 Code	Date	Month	Actual Sale Amount
BillName_50	C00012	CCC/NCJPL/S-3/03	CHHAPARA	3111220	CONTRACTIN	MP	Invoice	G/L Accou Code_14	01-05-23	May	9734767.61
BillName_50	C00012	CCC/NCJPL/S-3/03	CHHAPARA	4182050	TRANSPORT	MP	Invoice	G/L Accou Code_14	01-05-23	May	0.23
BillName_50	C00012	CCC/NCJPL/S-3/04	CHHAPARA	3111220	CONTRACTIN	MP	Invoice	G/L Accou Code_14	31-05-23	May	33075777.72
BillName_50	C00012	CCC/NCJPL/S-3/04	CHHAPARA	4182050	TRANSPORT	MP	Invoice	G/L Accou Code_14	31-05-23	May	0.3
BillName_50	C00018	CCC/NJPL/2324/01	CG-NJPL	3111220	CONTRACTIN	CT	Invoice	G/L Accou Code_14	28-06-23	Jun	18225341.4
BillName_50	C00018	CCC/NJPL/2324/01	CG-NJPL	4182050	TRANSPORT	CT	Invoice	G/L Accou Code_14	28-06-23	Jun	0.14
BillName_50	C00012	CCC/NCJPL/S-3/05	CHHAPARA	3111220	CONTRACTIN	MP	Invoice	G/L Accou Code_14	06-07-23	Jul	60125549.74
BillName_50	C00012	CCC/NCJPL/S-3/05	CHHAPARA	4182050	TRANSPORT	MP	Invoice	G/L Accou Code_14	06-07-23	Jul	0.3
BillName_50	C00018	CCC/NJPL/2324/02	CG-NJPL	3111220	CONTRACTIN	CT	Invoice	G/L Accou Code_14	01-08-23	Aug	13553008
BillName_50	C00018	CCC/NJPL/2324/02	CG-NJPL	4182050	TRANSPORT	CT	Invoice	G/L Accou Code_14	01-08-23	Aug	-0.44
BillName_50	C00012	CCC/NCJPL/S-3/06	CHHAPARA	3111220	CONTRACTIN	MP	Invoice	G/L Accou Code_14	19-08-23	Aug	25024213.21
BillName_50	C00012	CCC/NCJPL/S-3/06	CHHAPARA	4182050	TRANSPORT	MP	Invoice	G/L Accou Code_14	19-08-23	Aug	0.41
BillName_50	C00018	CCC/NJPL/2324/03	CG-NJPL	3111220	CONTRACTIN	CT	Invoice	G/L Accou Code_14	01-09-23	Sep	14640070
BillName_50	C00018	CCC/NJPL/2324/03	CG-NJPL	4182050	TRANSPORT	CT	Invoice	G/L Accou Code_14	01-09-23	Sep	0.4
BillName_50	C00012	CCC/NCJPL/S-3/07	CHHAPARA	3111220	CONTRACTIN	MP	Invoice	G/L Accou Code_14	19-09-23	Sep	14853040.2
BillName_50	C00012	CCC/NCJPL/S-3/07	CHHAPARA	4182050	TRANSPORT	MP	Invoice	G/L Accou Code_14	19-09-23	Sep	-0.44
BillName_50	C00018	CCC/NJPL/2324/04	CG-NJPL	3111220	CONTRACTIN	CT	Invoice	G/L Accou Code_14	05-10-23	Oct	20504824
BillName_50	C00018	CCC/NJPL/2324/04	CG-NJPL	4182050	TRANSPORT	CT	Invoice	G/L Accou Code_14	05-10-23	Oct	-0.32
BillName_50	C00020	CCC/MP/ELE/01	GAIL-ELECT	3111220	CONTRACTIN	MP	Invoice	G/L Accou Code_14	20-10-23	Oct	22049082.39

Customer	Customer No	Document No	Item No	Date	Actual Cost	Actual Sales Amount
Name_156	C00023	CCC/GJ/23-24/007	FA-012	31-12-23	2283538.89	
Name_159	C00166	EEL/2023-24/0001	PM-01488	11-04-23	3169.55	
Name_166	C00163	EEL/2023-24/0006	FA-0018	19-06-23	3788372.4	
Name_178	C00017	CCC/GJ/23-24/003	FA-004	19-05-23	100000	
Name_180	C00021	CCC/MP/23-24/001	INV-00985	10-11-23	115140	
Name_180	C00021	CCC/MP/23-24/001	INV-00986	10-11-23	248460	
Name_180	C00021	CCC/MP/23-24/001	INV-00989	10-11-23	11912	
Name_180	C00021	CCC/MP/23-24/001	INV-00990	10-11-23	53912	
Name_180	C00021	CCC/MP/23-24/001	INV-00991	10-11-23	6060	
Name 180	C00021	CCC/MP/23-24/001	INV-00992	10-11-23	167661.4	



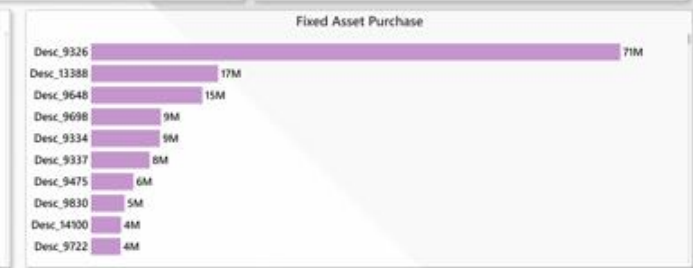
# Purchase

---



# PURCHASE REPORT

For the Period: 1/1/2023 - 4/3/2024 | Company: All | Vendors: All | Items: All | Posting Group: All | Global Dimension 1: All | **12.10bn** Total Purchase



DocumentNo and ItemNo	Purchase Amount	Discount	Net Purchase Amount
PPCRM/21-22/0001	-13,770,000.00	0.00	-13,770,000.00
4120010	-13,770,000.00	0.00	-13,770,000.00
PPCRM/22-23/0001	-39,150,264.48	0.00	-39,150,264.48
4120010	-39,150,264.00	0.00	-39,150,264.00
4182050	-0.48	0.00	-0.48
PPCRM/22-23/0002	-55,944,773.68	0.00	-55,944,773.68
4120010	-55,944,774.00	0.00	-55,944,774.00
4182050	0.32	0.00	0.32
PPCRM/22-23/0003	-19,230,611.02	0.00	-19,230,611.02
<b>Total</b>	<b>12,099,062,593.37</b>	<b>2,020,343.43</b>	<b>12,097,062,249.94</b>



### PURCHASE REPORT



Vendor Name	Vendor Posting Group	Document Type	Document No	Item Name	Location Code	Location State Code	Shortcut Dimension1 Code	Type	Posting Date
	DOM_EXP				Loc_5	GJ	DimensionCode_13		Thursday, Se
	DOM_EXP				Loc_6	OR	DimensionCode_12		Wednesday,
	DOMESTIC				Loc_5	GJ	DimensionCode_5		Tuesday, De
EMP0099 - Vendor_3765	DOM_EXP	Invoice	PRPIV/22-23/00020		Loc_11	GJ	DimensionCode_5	Fixed Asset	Tuesday, Ma
EMP0099 - Vendor_3765	DOM_EXP	Invoice	PRPIV/22-23/00020		Loc_11	GJ	DimensionCode_5	G/L Account	Tuesday, Ma
EMP0099 - Vendor_3765	DOM_EXP	Invoice	PRPIV/22-23/00020		Loc_5	GJ	DimensionCode_58	Fixed Asset	Thursday, Ju
EMP0099 - Vendor_3765	DOM_EXP	Invoice	PRPIV/22-23/00020		Loc_5	GJ	DimensionCode_58	G/L Account	Thursday, Ju
EMP0099 - Vendor_3765	EMPLOYEE	Invoice	PRPIV/21-22/02506		Loc_5	GJ	DimensionCode_3	G/L Account	Saturday, Fe
EMP0099 - Vendor_3765	EMPLOYEE	Invoice	PRPIV/21-22/02507		Loc_5	GJ	DimensionCode_3	G/L Account	Saturday, Fe
EMP0099 - Vendor_3765	EMPLOYEE	Invoice	PRPIV/21-22/02508		Loc_5	GJ	DimensionCode_3	G/L Account	Saturday, Fe
EMP0099 - Vendor_3765	EMPLOYEE	Invoice	PRPIV/21-22/02509		Loc_5	GJ	DimensionCode_3	G/L Account	Saturday, Fe
EMP0099 - Vendor_3765	EMPLOYEE	Invoice	PRPIV/21-22/02510		Loc_5	GJ	DimensionCode_3	G/L Account	Saturday, Fe
EMP0099 - Vendor_3765	EMPLOYEE	Invoice	PRPIV/21-22/02511		Loc_5	GJ	DimensionCode_3	G/L Account	Saturday, Fe
EMP0099 - Vendor_3765	EMPLOYEE	Invoice	PRPIV/21-22/02656		Loc_5	GJ	DimensionCode_3	G/L Account	Friday, Marc
EMP0099 - Vendor_3765	EMPLOYEE	Invoice	PRPIV/22-23/00020		Loc_5	GJ	DimensionCode_3	Fixed Asset	Tuesday, Ap
EMP0099 - Vendor_3765	EMPLOYEE	Invoice	PRPIV/22-23/00020		Loc_5	GJ	DimensionCode_3	G/L Account	Tuesday, Ap
EMP0129 - Vendor_2734	DOM_EXP	Invoice	PRPIV/23-24/1364		Loc_5	GJ	DimensionCode_5	G/L Account	Tuesday, Oc
Total									

## Drill-through Details that can be export in excel from Power BI

Vendor Name	Vendor Posting Group	Document Type	Document No	Item Name	Location Code	Location State Code	Shortcut Dimension1 Code	Type	Posting Date	Amount	Net Purchase Amount	Discount Amount
EMP0129 - Vendor_2734	DOM_EXP	Invoice	PRPIV/23-24/1364		Loc_5	GJ	DimensionCode_5	G/L Account	17 October 2023	40000	40000	0
EMP0129 - Vendor_2734	DOM_EXP	Invoice	PRPIV/23-24/1365		Loc_5	GJ	DimensionCode_5	G/L Account	17 October 2023	40000	40000	0
EMP0129 - Vendor_2734	DOM_EXP	Invoice	PRPIV/23-24/1366		Loc_5	GJ	DimensionCode_5	G/L Account	17 October 2023	40000	40000	0
EMP0129 - Vendor_2734	DOM_EXP	Invoice	PRPIV/23-24/1367		Loc_5	GJ	DimensionCode_5	G/L Account	17 October 2023	40000	40000	0
EMP0129 - Vendor_2734	DOM_EXP	Invoice	PRPIV/23-24/1368		Loc_5	GJ	DimensionCode_5	G/L Account	17 October 2023	40000	40000	0
EMP0129 - Vendor_2734	DOM_EXP	Invoice	PRPIV/23-24/1580		Loc_5	GJ	DimensionCode_5	G/L Account	17 October 2023	40000	40000	0
EMP0129 - Vendor_2734	DOM_EXP	Invoice	PRPIV/23-24/1581		Loc_5	GJ	DimensionCode_5	G/L Account	17 October 2023	40000	40000	0
EMP0129 - Vendor_2734	DOM_EXP	Invoice	PRPIV/23-24/2127		Loc_5	GJ	DimensionCode_11	G/L Account	31 December 2023	40000	40000	0
EMP0129 - Vendor_2734	DOM_EXP	Invoice	PRPIV/23-24/2129		Loc_5	GJ	DimensionCode_11	G/L Account	31 December 2023	40000	40000	0
V0050 - Vendor_3776	DOM_EXP	Invoice	PRPIV/22-23/00132		Loc_11	GJ	DimensionCode_58		04 March 2023	0	0	0
V0050 - Vendor_3776	DOM_EXP	Invoice	PRPIV/22-23/00132		Loc_11	GJ	DimensionCode_58	G/L Account	04 March 2023	31108.57	31108.57	0
V0050 - Vendor_3776	DOM_EXP	Invoice	PRPIV/22-23/00132		Loc_5	GJ	DimensionCode_55		08 February 2023	0	0	0
V0050 - Vendor_3776	DOM_EXP	Invoice	PRPIV/22-23/00132		Loc_5	GJ	DimensionCode_55	G/L Account	08 February 2023	31108.57	31108.57	0
V0050 - Vendor_3776	DOMESTIC	Invoice	PRPIV/22-23/02615		Loc_5	GJ	DimensionCode_12	G/L Account	23 January 2023	5670.86	5670.86	0
V0050 - Vendor_3776	DOMESTIC	Invoice	PRPIV/22-23/02719		Loc_5	GJ	DimensionCode_12	G/L Account	28 February 2023	6778.52	6778.52	0
V0084 - Vendor_4449	DOM_EXP	Invoice	PRPIV/22-23/00163		Loc_5	GJ	DimensionCode_55		24 February 2023	0	0	0
V0084 - Vendor_4449	DOM_EXP	Invoice	PRPIV/22-23/00163		Loc_5	GJ	DimensionCode_55	Fixed Asset	24 February 2023	10500	10500	0
V0084 - Vendor_4449	DOM_EXP	Invoice	PRPIV/22-23/00163		Loc_5	GJ	DimensionCode_55	G/L Account	24 February 2023	107638.83	107638.83	0
V0084 - Vendor_4449	DOMESTIC	Invoice	PRPIV/22-23/02299		Loc_5	GJ	DimensionCode_11	G/L Account	07 January 2023	44575.14	44575.14	0
V0084 - Vendor_4449	DOMESTIC	Invoice	PRPIV/22-23/02500		Loc_5	GJ	DimensionCode_11	G/L Account	08 February 2023	44595.20	44595.20	0

# Inventory

---



# INVENTORY REPORT

As on Date: 1/1/2022 to 4/3/2024 | Company: All | Posting Group: All | Item Category: All | Item: All | Location: All | Global Dimension 1: All



Unit Measure

ASSY
BAG
BARREL
BOX
CAN
CFT
CUM
DRUM
EA
FEET
FT
GM



**Stock Details**

Item Category	Opening Stock	Opening Value	Negative Adjmt Stock	Negative Adjmt Value	Positive Adjmt Stock	Positive Adjmt Value	Purchase Stock	Purchase Value	Sale Stock	Sale Value	Transfer Stock	Transfer Value	Closing Value
	459,503.38	104,999,062.65											104,999,062.65
CNSMBL	4,593.71	358,099.87											358,099.87
COATING	0.00	0.00											0.00
CP	0.00	0.00											0.00
ELECTRIC1	-26,360.70	-6,822,481.93											-6,822,481.93
INVENTORY	0.00	0.00											0.00
PARTS	141.00	245,514.98											245,514.98
PIPE	1.16	2,001.00											2,001.00
SAFETY	0.00	0.00											0.00
SPW	0.00	0.00											0.00
WELDING	0.10	32.00											32.00
WELDING1	0.00	0.00											0.00
<b>Total</b>	<b>437,878.65</b>	<b>98,782,228.57</b>											<b>98,782,228.57</b>

**Item Ageing Report**

Item Category	Total Cost	0-30 (Qty)	0-30 (Value)	30-60 (Qty)	30-60 (Value)	60-90 (Qty)	60-90 (Value)	90-120 (Qty)	90-120 (Value)	120 or more (QTY)	120 or more (Value)
	104,999,062.65							114,011.34	23,143,100.26	403,386.31	81,855,962.39
CNSMBL	358,099.87							325.40	126,959.48	4,268.31	231,140.39
COATING	0.00							0.00	783,550.00	0.00	-783,550.00
CP	0.00									0.00	0.00
ELECTRIC1	-6,822,481.93							0.00	-17,490.00	62.10	-6,804,991.93
INVENTORY	0.00									0.00	0.00
PARTS	245,514.98							32.00	298,302.08	109.00	-52,787.10
PIPE	2,001.00									1.16	2,001.00
SAFETY	0.00									0.00	0.00
SPW	0.00									0.00	0.00
WELDING	32.00									0.10	32.00
<b>Total</b>	<b>98,782,228.57</b>							<b>114,368.74</b>	<b>24,334,421.82</b>	<b>407,826.98</b>	<b>74,447,806.75</b>

## INVENTORY REPORT



Item Category	Posting Group	Item Name & Number	Global Dimension1 Code	Entry Type	Location	Unit Measure	Total Cost
	CONSUMABLE	displayName_949-INV-00004	PM-00021	Negative Adjmt.		BARREL	-8,692.59
	CONSUMABLE	displayName_949-INV-00004	PM-00074	Negative Adjmt.		BARREL	-5,136.44
	CONSUMABLE	displayName_949-INV-00004	PM-00473	Negative Adjmt.		BARREL	-2,324.07
	CONSUMABLE	displayName_949-INV-00004	PM-00499	Purchase		BARREL	4,862.00
	CONSUMABLE	displayName_949-INV-00004	WORKSHOP	Negative Adjmt.		BARREL	-7,447.49
	CONSUMABLE	displayName_949-INV-00004	WORKSHOP	Purchase		BARREL	32,550.00
	CONSUMABLE	displayName_945-INV-00283	PM-00208	Purchase		LTR	1,457.64
	CONSUMABLE	displayName_945-INV-00283	PM-00215	Negative Adjmt.		LTR	-1,457.64
	CONSUMABLE	displayName_944-INV-00237	PM-00488	Negative Adjmt.		LTR	-6,025.42
	CONSUMABLE	displayName_944-INV-00237	PM-00488	Purchase		LTR	6,025.42
	CONSUMABLE	displayName_943-INV-00210	PM-00488	Negative Adjmt.		LTR	-11,949.18
	CONSUMABLE	displayName_943-INV-00210	PM-00488	Purchase		LTR	11,949.18
	CONSUMABLE	displayName_943-INV-00210	WORKSHOP	Negative Adjmt.		LTR	-5,974.60
	CONSUMABLE	displayName_943-INV-00210	WORKSHOP	Purchase		LTR	5,974.60
CNSMBL	CONSUMABLE	displayName_942-INV-00205	WORKSHOP	Negative Adjmt.		KG	-1,440.00
CNSMBL	CONSUMABLE	displayName_942-INV-00205	WORKSHOP	Purchase		KG	1,440.00
	CONSUMABLE	displayName_941-INV-00202	PM-00039	Negative Adjmt.		LTR	-161.02
	CONSUMABLE	displayName_941-INV-00202	PM-00040	Negative Adjmt.		LTR	-161.02
	CONSUMABLE	displayName_941-INV-00202	PM-00488	Negative Adjmt.		LTR	-3,305.09
	CONSUMABLE	displayName_941-INV-00202	PM-00488	Purchase		LTR	3,220.35
	CONSUMABLE	displayName_941-INV-00202	WORKSHOP	Purchase		LTR	406.78
	CONSUMABLE	displayName_940-INV-00201	PM-00039	Negative Adjmt.		LTR	-364.41
	CONSUMABLE	displayName_940-INV-00201	PM-00040	Negative Adjmt.		LTR	-364.41
<b>Total</b>							<b>63,717,970.75</b>

## Drill-through Details that can be export in excel from Power BI



Vendor Name	Vendor No	Vendor Posting Group	Document Type	Document No	External Document No	Posting Date	Due Date	Amount LCY	Purchase LCY
displayName_2387	displayName_2387-V1707	IMPORT	Invoice	PRPIV/22-23/03301	8717	31 March 2023	07 January 2020	-155020.95	-155092
displayName_1384	displayName_1384-V0111	IMPORT	Invoice	PRPIV/22-23/00009	UF/VSPL/01-21-22	26 May 2022	04 January 2022	-5760000	-5760000
displayName_1384	displayName_1384-V0111	IMPORT	Invoice	PRPIV/22-23/00068	UF/VSPL/6-21-22	17 July 2022	06 January 2022	-4424750	-4424750
displayName_2557	displayName_2557-V1506	IMPORT	Payment	BKPMT/21-22/03347		17 January 2022	17 January 2022	5108062.5	0
displayName_2557	displayName_2557-V2519	IMPORT	Invoice	WPIV/22-23/00105	UF/EEL/08-21-22	30 April 2022	02 February 2022	-6690300	-6690300
displayName_1384	displayName_1384-V0111	IMPORT	Invoice	PRPIV/22-23/00007	UF/VSPL/02-21-22	26 May 2022	04 February 2022	-5760000	-5760000
displayName_1384	displayName_1384-V0111	IMPORT	Payment	BKPMT/22-23/00038	0189NMDC0012023	08 February 2022	08 February 2022	3717700	0
displayName_1384	displayName_1384-V0111	IMPORT	Payment	BKPMT/22-23/00101	UF/VSPL/07-21-22	12 February 2022	12 February 2022	1106187.5	0
displayName_2557	displayName_2557-V1506	IMPORT	Payment	BKPMT/21-22/03855	UF/EEL/07B-21-22	15 February 2022	15 February 2022	8004438.4	0
displayName_2557	displayName_2557-V1506	IMPORT	Invoice	WPIV/21-22/00454	UF/VS/03-21-21	03 July 2022	01 March 2022	-1590750	-1590750
displayName_1384	displayName_1384-V0111	IMPORT	Invoice	PRPIV/22-23/00008	UF/VSPL/03A21-22	31 May 2022	04 March 2022	-654925	-654925
displayName_1384	displayName_1384-V0111	IMPORT	Invoice	PRPIV/22-23/00029	UF/VSPL/03-21-22	31 May 2022	04 March 2022	-346725	-346725
displayName_1242	displayName_1242-V1620	IMPORT	Invoice	WPIV/22-23/00485	3147049	13 December 2022	11 March 2022	-0.01	-0.01
displayName_4446	displayName_4446-V2469	IMPORT	Invoice	WPIV/22-23/00451	202212272431-B	13 December 2022	15 March 2022	-6292500	-6292500
displayName_4446	displayName_4446-V2469	IMPORT	Invoice	WPIV/22-23/00458	202212272431-C	13 December 2022	15 March 2022	-1258500	-1258500
displayName_4446	displayName_4446-V2469	IMPORT	Invoice	WPIV/22-23/00549	202212272431- D	30 December 2022	15 March 2022	-7173450	-7173450
displayName_4446	displayName_4446-V2469	IMPORT	Invoice	WPIV/22-23/00577	202212272431- E	20 January 2023	15 March 2022	-1102278.2	-1102278.2
displayName_4446	displayName_4446-V2469	IMPORT	Credit Memo	PPCRM/22-23/0112	202215072431B.	11 November 2022	23 March 2022	8935350	8935350





**Thank You**