


Azure Lens platform

CloudKeeper Lens

Unlock Efficiency, Control Costs, **Gain Insights.**

- Billing Summary**
Get insight into your Azure bill summary, average daily spend, monthly forecast & daily cost breakup.
- Daily cost breakups**
Drill-down to identify specific usage type for Azure service for any sudden increase/decrease in cost.
- Resource Group-wise breakup**
Simplified expense tracking with detailed daily and monthly breakdown by Resource Groups.



Sign up

Please enter your details to get started

First Name * Last Name *

Email ID *

Company Name *

[SIGN UP](#)


Already a member? [Login](#)

Have Questions? [Talk to our team](#) CloudKeeper 2023 | All Rights Reserved

CloudKeeper Lens

Unlock Efficiency, Control Costs, **Gain Insights.**

- Billing Summary**
Get insight into your Azure bill summary, average daily spend, monthly forecast & daily cost breakup.
- Daily cost breakups**
Drill-down to identify specific usage type for Azure service for any sudden increase/decrease in cost.
- Resource Group-wise breakup**
Simplified expense tracking with detailed daily and monthly breakdown by Resource Groups.



Login


Email

Password

[Forgot Password?](#)

[LOGIN](#)

Don't have an account? [Sign up](#)

Have Questions? [Talk to our team](#)  CloudKeeper 2023 | All Rights Reserved

- Billing Summary
- Billing Console
- Resource Group-Wise Breakup
- Subscription-Wise Breakup
- Cost Analysis
- Cost Breakup
- Reservations
- Notifications
- Preferences

Billing records available up to 21-Nov-2023 6:29 AM

Past Month (Oct 2023)	Current Month (Nov 2023)	Forecast	Daily Average
£58,602	£50,482	£81,452	£2,719

Service-wise Cost Breakup Trend

Daily
 Weekly
 Monthly

Decreased
 No Change
 Increased (0-5%)
 Increased (>5%)

Service	15-Nov	16-Nov	17-Nov	18-Nov	19-Nov	20-Nov	21-Nov	Total
Storage	£594	£624	£576	£426	£321	£533	£26.73	£3,102
SQL Database	£485	£399	£390	£371	£372	£398	£15.74	£2,430
Azure App Service	£304	£303	£303	£260	£259	£303	£22.43	£1,756
Bandwidth	£411	£438	£419	£33.68	£42.25	£396	£3.48	£1,744
Log Analytics	£341	£357	£326	£132	£123	£315	£4.72	£1,600
Others	£568	£616	£746	£495	£506	£582	£32.44	£3,546
Total	£2,704	£2,738	£2,760	£1,719	£1,623	£2,528	£106	£14,178

Cost Breakup Dashboards

Storage	£10,339
SQL Database	£9,455
Bandwidth	£6,080
Azure App Service	£5,829
Log Analytics	£5,236

- Billing Summary
- Billing Console
- Resource Group-Wise Breakup
- Subscription-Wise Breakup
- Cost Analysis
- Cost Breakup
- Reservations
- Notifications

Billing Console > Monthly View

Month: October 2023 |
 Previous Months |
 Daily Breakup |
 Summary Sheet |
 Detailed Sheet

Monthly Usage Report

+ Expand All

Total	£58,601.64
> API Management	£2,071.39
> App Configuration	£102.84
> Application Gateway	£295.16
> Automation	£0.00
> Azure App Service	£7,409.28
> Azure Cognitive Search	£0.00
> Azure Cosmos DB	£15.85
> Azure DNS	£2.35
> Azure Data Factory v2	£1,585.45
> Azure Database for MariaDB	£233.97
> Azure Database for MySQL	£22.73
> Azure Databricks	£73.94
> Azure DevOps	£1,377.12

Monthly View

Month
October 2023

Previous Months

Daily Breakup

Summary Sheet

Detailed Sheet

Monthly Usage Report

+ Expand All

Total	£58,601.64
> API Management	£2,071.39
> App Configuration	£102.84
> Application Gateway	£295.16
> Automation	£0.00
> Azure App Service	£7,409.28
> Azure Cognitive Search	£0.00
> Azure Cosmos DB	£15.85
> Azure DNS	£2.35
> Azure Data Factory v2	£1,585.45
> Azure Database for MariaDB	£233.97
> Azure Database for MySQL	£22.73
> Azure Databricks	£73.94
> Azure DevOps	£1,377.12

