



FLOTIQ

Product introduction

What is Flotiq?

- ✓ What makes it different?
- ✓ Who uses it?
- ✓ How does it help?

About Flotiq

- ✓ Features
- ✓ Integrations
- ✓ Pricing

Flotiq is an API-first content management platform.

FOR STARTUPS

Fully-managed omnichannel content publishing

Startups choose Flotiq as a cost-effective, fully-managed solution to drive API-based systems and power omni-channel experiences.



FOR THE ENTERPRISE

Enterprise-grade security and interoperability

Enterprise customers improve agile cross-team collaboration, simplify API management without risking security.



FOR DEVELOPERS

5-star developer experience, fully-managed content platform

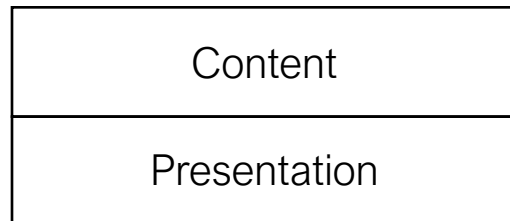
Flotiq provides an easy way to describe your content, populate your system with large amounts of data and consume it.



What makes us different from traditional CMS

Traditional CMS

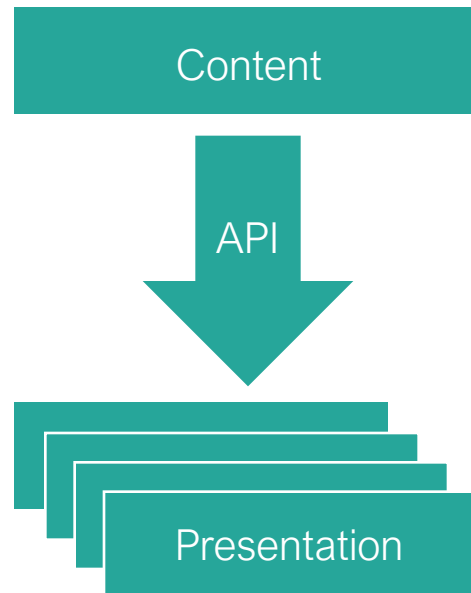
Data, content and presentation in one monolith



Headless CMS



Separate content from presentation



- + Enable content reuse and omni-channel experiences
- + Focus on providing content to other systems (consumers)
- + Focus on security, performance and interoperability

What makes us different from other headless CMS

API Publishing

Flotiq provides an API-publishing solution on top of the CMS

API sandbox

Provide instant access to content through Postman and built-in API sandboxes.

Full-text search

Powerful full-text search system based on your data

Live documentation

Documentation grows with your system. At every stage you can view and share current API doc

Automatic SDK

Automatic generation of code libraries based on your custom data model

Development teams can collaborate easily using automatically generated docs, SDKs and API sandboxes based on current data model.

These solutions are aimed at improving the efficiency of development teams, reducing costs by making the work parallel, and helping to prototype.

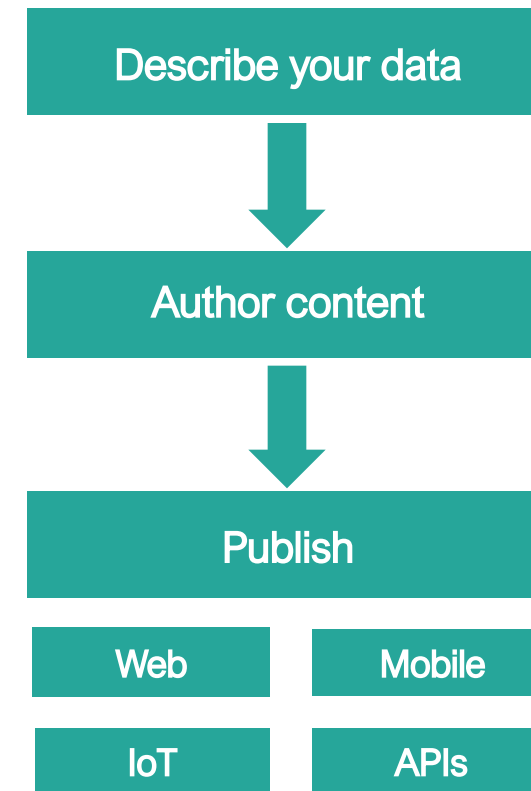
Content delivery process

Flotiq's content delivery model fits any product.

First, **define your content schema** using the Content Type Definition tool. Tell Flotiq what data you want to store and define relations between entities. At every moment you can preview the current API documentation or share it with your team.

Next, **start authoring the content**. Do it yourself or allow your team to create the content. Flotiq provides a form-based editor to easily manage your data stored in Content Objects.

Publish your content via a dedicated API. Create websites, mobile apps, microservices, or integrate existing services to spread your data to the world.



Developers

Chris

Chris uses Flotiq to set up new websites for his clients.

Flotiq allows me to setup websites for my clients to take full control of through the Flotiq Dashboard. It is incredibly easy to get started and they have incredible support!

I love how easy it was to get started and if I got stuck I could always rely on a quick response on their Discord Server!

Chris M., Developer
Arts and Crafts, Self-employed
Used the software for: 6-12 months



Chris M.
Developer
Arts and Crafts, Self-employed
Used the software for: 6-12 months

Overall Rating	★★★★★	5/5
Ease of Use	★★★★★	5/5
Customer Service	★★★★★	5/5
Features	★★★★★	5/5
Value for Money	★★★★★	5/5
Likelihood to Recommend	<div style="width: 100%; height: 10px; background-color: green;"></div>	10/10

Reviewer Source ⓘ
Source: Capterra
July 8, 2020

[Share](#) [LinkedIn](#) [Twitter](#) [Facebook](#)

[See the full review on Capterra.com](#)

Enterprise

Crédit Agricole

Crédit Agricole has recently successfully implemented the Flotiq Content Management System in the bank's intranet. Flotiq provides a uniform way to access content and is the basis of a comprehensive intranet search engine aggregating multiple data sources.

*Thanks to Flotiq we improved our intranet service,
which is the main internal communication tool used in our bank.*

Magdalena Tarnas-Kaczmarek

Director – internal communication department
Credit Agricole Bank



Startups

Synapticare

Synapticare is a startup in the med-tech space, their aim is to simplify access to medical services. Synapticare development team used Flotiq to quickly develop a state-wide pharmacy directory with geo-localisation support.

Flotiq allowed us to decrease the cost and time required to execute this project by 60%.

Greg Kowalski
Development Lead
Synapticare, Inc.



Developers

Flotiq removes the pain of setting up development infrastructure for your projects with a fully-managed and developer-centric content platform.



Complete set of tools to build API-based systems



Design and publish APIs effortlessly



Easy-to-use fully-managed platform

Startups

Startups can focus on getting their product right, Flotiq makes it simple and cost effective to integrate content into any kind of system.



Development speed



Teamwork



Cost effective

Enterprises

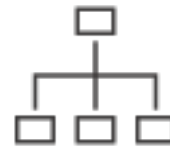
Flotiq offers continuity, security and interoperability for the enterprise with managed services, on-premise deployments and features supporting agile collaboration across diverse teams.



Enterprise-grade
Security



Collaboration
across teams



API lifecycle
management



Interoperability

System overview

Publish content as API instantly	Easy to use for developers & editors	Easy content modelling	Automatically generated forms	Automatically generated API	Asset management
CDN's	API Docs	Code samples	SDK's	Content versioning	Personalized API
Integrations	Search engine	Rest API or GraphQL	Frontend agnostic	Enterprise ready	Spreadsheet like content browsing
	GitHub registration	No-code / low-code platform for API publishing	Easily migrate data from WordPress	Flotiq Command Line Interface	

Automatically generated, personalized API

API generated by Flotiq is your personal API for every Content Type you define. It regenerates after every change in your data model.

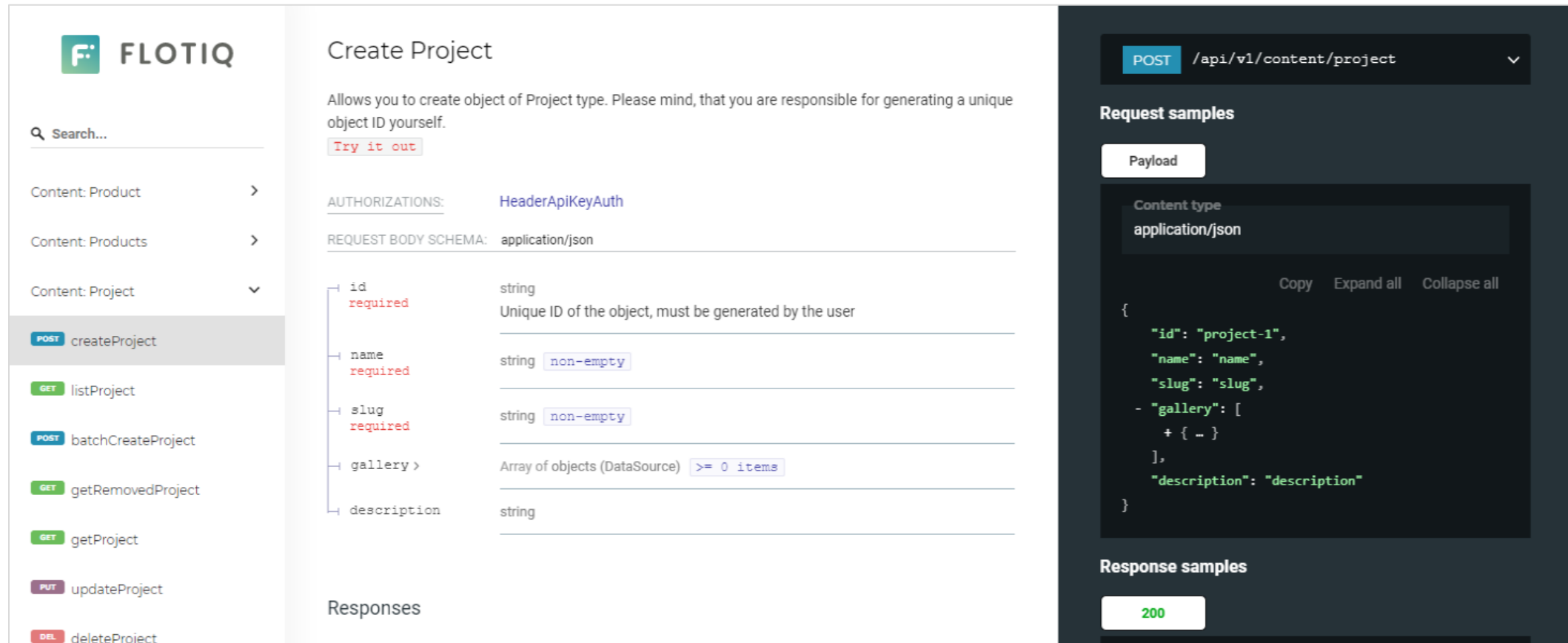
INSTANT BENEFITS

- API documentation
- Easy-to-use API sandbox to test in the browser
- Postman API collection package

Flotiq will provide a set of RESTful endpoints that allow you to interact with your content, all based on the Content Type Definition you provided, either through the UI or through the API.



Publish automatically generated, personalized APIs



The screenshot displays the FLOTIQ API documentation interface. On the left is a sidebar with the FLOTIQ logo and a search bar. Below the search bar is a list of API endpoints: 'Content: Product', 'Content: Products', 'Content: Project', 'POST createProject', 'GET listProject', 'POST batchCreateProject', 'GET getRemovedProject', 'GET getProject', 'PUT updateProject', and 'DEL deleteProject'. The 'POST createProject' endpoint is selected and highlighted.

The main content area is titled 'Create Project' and includes a description: 'Allows you to create object of Project type. Please mind, that you are responsible for generating a unique object ID yourself.' Below the description is a 'Try it out' button. The 'AUTHORIZATIONS' section shows 'HeaderApiKeyAuth'. The 'REQUEST BODY SCHEMA' is 'application/json'. The schema details are as follows:

Field	Type	Constraints	Description
id	string	required	Unique ID of the object, must be generated by the user
name	string	required, non-empty	
slug	string	required, non-empty	
gallery	Array of objects (DataSource)	>= 0 items	
description	string		

Below the schema is a 'Responses' section. On the right side of the interface, a dark-themed panel shows a 'Request samples' section for the 'POST /api/v1/content/project' endpoint. It includes a 'Payload' section with a 'Content type' of 'application/json' and a code block containing a JSON object:

```
{  "id": "project-1",  "name": "name",  "slug": "slug",  "gallery": [    + { -  }  ],  "description": "description"}
```

Below the payload is a 'Response samples' section showing a '200' status code.

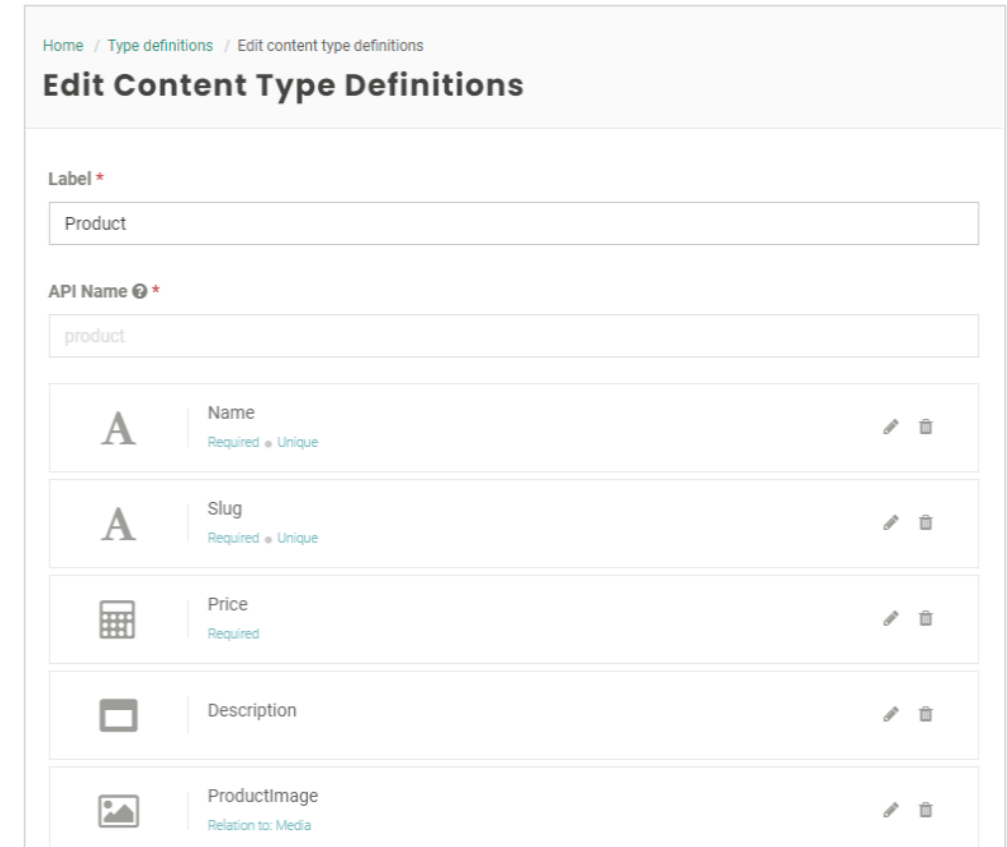
One-click to publish your personal API documentation with code examples and sandbox

Content Modeling

Design your data model by choosing from a wide variety of built-in types. Structure it precisely as you need.

POWERFUL TOOLS

- Easily define links between content types
- Simple data composition using list fields
- Pre-made content types to get you started



Home / Type definitions / Edit content type definitions
















Edit Content Type Definitions

Label *

Product

API Name ⓘ *

product

	Name Required • Unique	 
	Slug Required • Unique	 
	Price Required	 
	Description	 
	ProductImage Relation to: Media	 

Smart content authoring

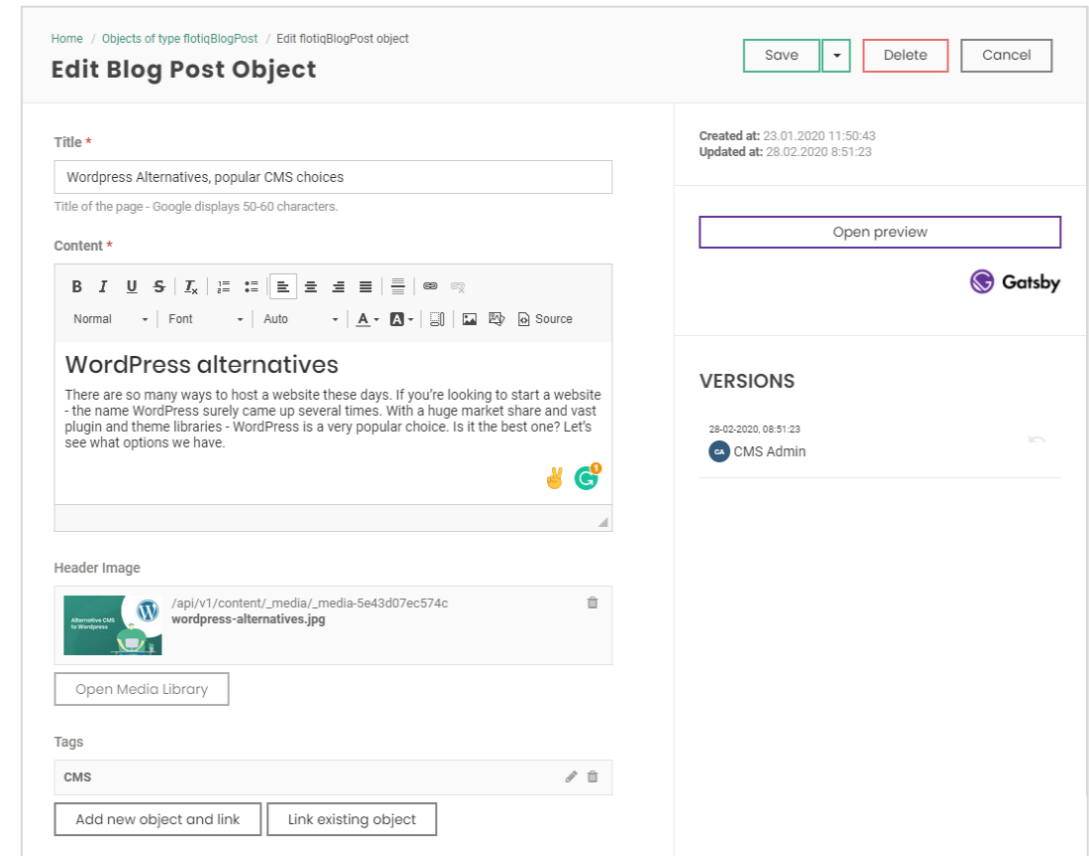
Once you define what kind of data you will store in Flotiq – the system is ready for content entry.

Your content editors will be provided with powerful tools to browse, author and update content.

At the same time – the content will be immediately available to developers through an API.

PACKED WITH EXTRAS:

- Built-in content versioning
- Rich-text editor
- Markdown editor
- Easy relation building
- Preview mode with Gatsby cloud integration



Home / Objects of type flotiqBlogPost / Edit flotiqBlogPost object

Edit Blog Post Object

Save Delete Cancel

Title *

WordPress Alternatives, popular CMS choices

Title of the page - Google displays 50-60 characters.

Content *

B I U S T X [Rich Text Editor Icons]

Normal Font Auto [Color and Font Settings]

WordPress alternatives

There are so many ways to host a website these days. If you're looking to start a website - the name WordPress surely came up several times. With a huge market share and vast plugin and theme libraries - WordPress is a very popular choice. Is it the best one? Let's see what options we have.

Header Image

/api/v1/content/_media/_media-5e43d07ec574c
wordpress-alternatives.jpg

Open Media Library

Tags

CMS

Add new object and link Link existing object

Created at: 23.01.2020 11:50:43
Updated at: 28.02.2020 8:51:23

Open preview

Gatsby

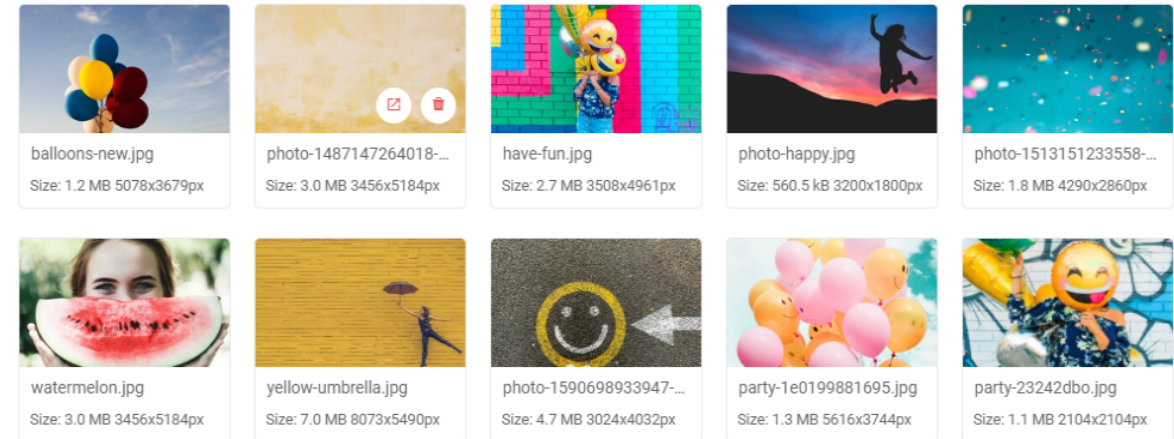
VERSIONS

28-02-2020, 08:51:23
CMS Admin

Assets management

Flotiq lets you store all kinds of media, but we provide extra features for handling images.

Use our services to immediately resize, optimize, and convert your images to different formats. Download royalty-free photography from Unsplash, directly in the Flotiq dashboard interface.



Use thousands of stunning images, available for free through our built-in Unsplash integration.



Serve content fast across the globe thanks to built-in Content Delivery Network support.



Easily resize, optimize, and convert your images to different formats using Flotiq API.

Publish your data as an API without writing code

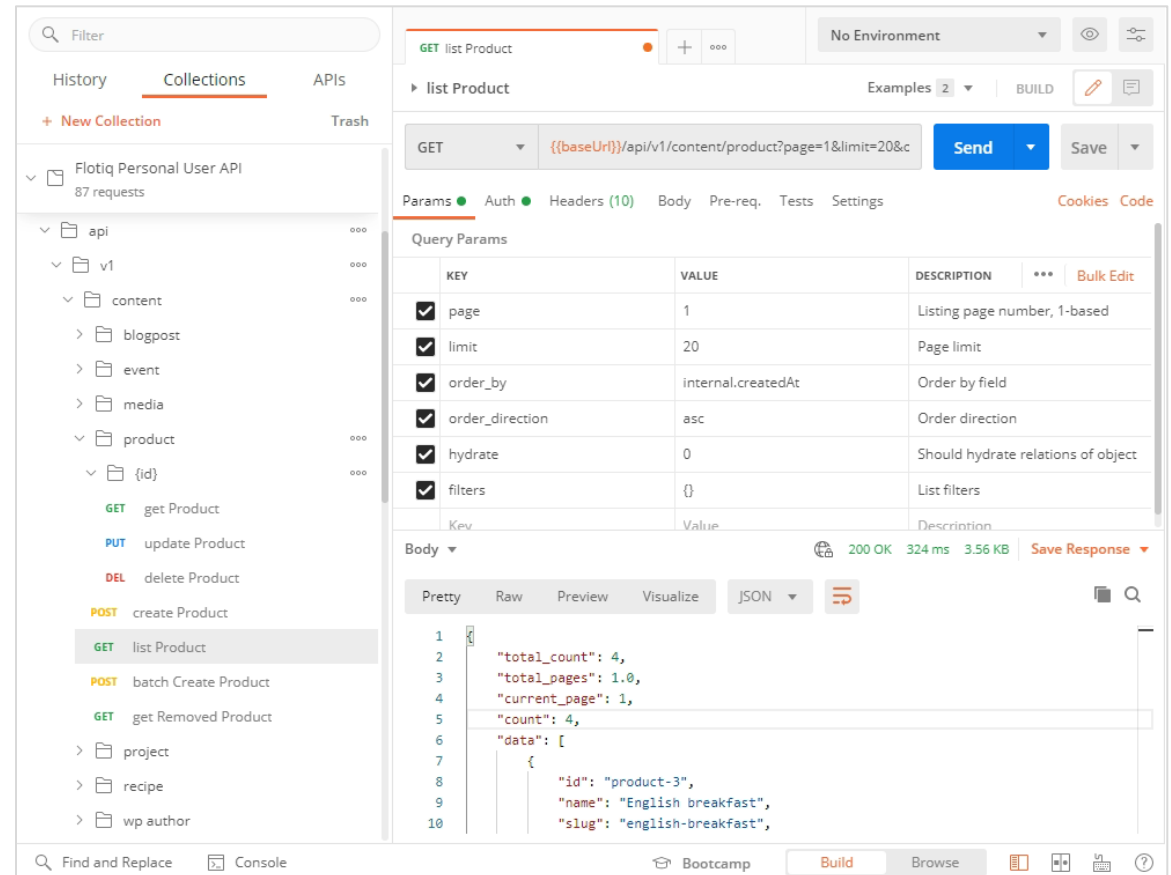
With Flotiq anyone can create an API that will make it easy for developers to access content.

Building a dedicated API is as easy as defining what data will be stored in the system. Everything else just happens, it's like magic.

You can choose between RESTful API and GraphQL depending on your preference or project requirements.



Share Postman collections generated from Flotiq with other developers or teams



The screenshot shows the Postman interface for a REST client request. The request is a GET request to the endpoint `{{baseUri}}/api/v1/content/product?page=1&limit=20&c`. The query parameters are:

KEY	VALUE	DESCRIPTION
<input checked="" type="checkbox"/> page	1	Listing page number, 1-based
<input checked="" type="checkbox"/> limit	20	Page limit
<input checked="" type="checkbox"/> order_by	internal.createdAt	Order by field
<input checked="" type="checkbox"/> order_direction	asc	Order direction
<input checked="" type="checkbox"/> hydrate	0	Should hydrate relations of object
<input checked="" type="checkbox"/> filters	{}	List filters

The response body is a JSON object:

```
1 {
2   "total_count": 4,
3   "total_pages": 1.0,
4   "current_page": 1,
5   "count": 4,
6   "data": [
7     {
8       "id": "product-3",
9       "name": "English breakfast",
10      "slug": "english-breakfast",
```

We support thousands of integrations for an even faster and easier way to work with your content.



Thousands of products through **Zapier**



Gatsby Cloud plugin for fast objects preview and **Gatsby Source** package for sourcing Gatsby projects



Snipcart-integrated boilerplates to kickstart your next e-commerce project



Netlify build plugin to speed-up project preview and deploy



Postman integration for easy API sharing and testing




Custom on-demand integrations developed for our customers

We support thousands of integrations for an even faster and easier way to work with your content.



Thousands of products through Zapier



What apps do you want to connect today?

Connect this app... **Flotiq** > with this one!

Search for an app

MOST POPULAR FLOTIQ ZAPS

- Add new Content Object to Flotiq voice message in Google Assistant
- Create Flotiq Content Objects when you add new events in Google Calendar. [Try This](#)
- Create new cards in Trello when new content objects are added to Flotiq. [Try This](#)

Flotiq Pricing Plan

Flotiq offers a variety of pricing plans to fit your needs

The plans differ in the media quota, limitation of the number of API queries, and enabled functionalities.

You can switch to a new plan at any time.

[Check pricing details](#)

	Free	Basic	Pro	Enterprise
	\$0	\$49	\$449	call us
File quota	200MB	1GB	5GB	unlimited
API calls per day	500	1000	5000	unlimited
Enhanced security	✘	✓	✓	✓
Team members	1	2	5	unlimited
Uptime guarantee	95%	99.9%	99.99%	>99.99%
Support response	best effort	48h	24h	<24h

For more detailed information check the pricing plans page

LEARN MORE

Check our publications on dev.to and GitHub updates. Get support on Discord channel.

Our docs, publications, examples and user stories will help you get to know the Flotiq ecosystem better.

 [Flotiq documentation](#)

 [Dev.to articles and deep dives](#)

 [Flotiq on Github](#)

 [Talk to our team on Discord](#)

FOLLOW US

Don't miss our updates and tips we share on our blog and in the social media.

Follow our social media channels.



Jumpstart your next digital project with Flotiq

Sign up

Kolejne slajdy - wersja
rozszerzona, wersje robocze,
notatki na stronę www

Szarą czcionką - materiały
wykorzystane w głównej części

What makes us different from other headless CMS systems

Flotiq provides an API-publishing solution on top of the CMS.

- Empower digital teams with easy-to-use tools to produce content and integrate systems that interact with your digital assets.

SŁOWA KLUCZOWE

- API
- Personalized API, Customized API, Dedicated API
- Content
- Content as a Service
- Headless
- Structured
- Standardized
- Security
- Fast
- Integrations
- Multichannel
- low-code / no-code

1. HERO SECTION

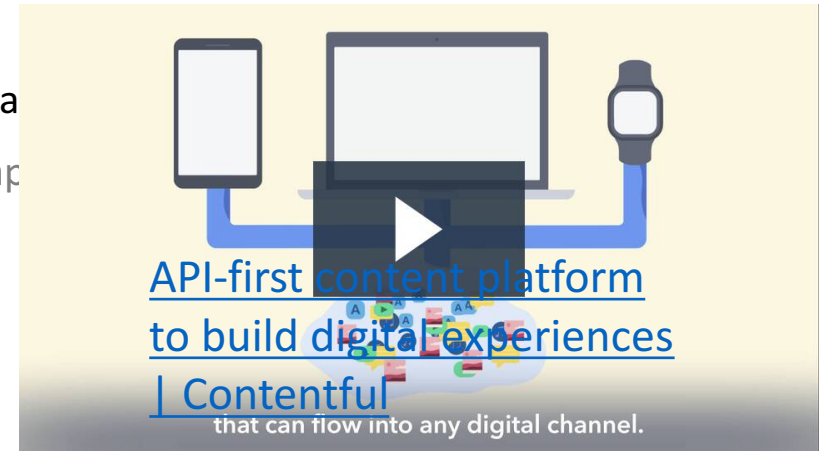
Organize your digital content and easily publish to {APIs / web / mobile apps / TVs / voice assistants } without writing code.

[enterprise] Free your development team to focus on solving other problems.

[enterprise] Empower your marketers with an easy-to-use platform for sharing digital content.

[startup] Jumpstart your next digital project with our free website starters, mobile app starters, and more.

- Zrzut ekranu / snippet kodu / film promocyjny
- content to API in 30 second



3. FEATURES

- Automatically generated API:

API generated by Flotiq is your personal API; it regenerates after every change in your Content Type Definitions.

Sub-features:

- Beautiful API documentation
- easy-to-use API sandbox to test in the browser
- Postman collection package ([twit postmana](#))

- Personalized API:

The Dynamic Personalized Content API is how Flotiq provides you with access to your content. For every Content Type you define - Flotiq will provide a set of RESTful endpoints that allow you to interact with your content, all based on the Content Type Definition you provided, either through the UI or through the API.

3. FEATURES - model

Content modelling:

Design your data model by choosing from a wide variety of built-in types. Structure it precisely as you need.

Sub-features:

- easily define links between content types
- simple data composition using list fields
- collection of frequently-used content types to get you started

Add Definition ▼

- Blog Post
- Event
- Product
- Project
- Recipe

Content Type Property

Property label

Property key

Property type ▲ Text ▼

Text

Textarea

Markdown

Rich text

Email

Number

Radio

Checkbox

Select

Relation

Geo

Media

Default value

Help text

Regex pattern ⓘ

3. FEATURES

Easy to use for developers and editors alike

The creative team can start producing content immediately, without any development effort. Once your team agrees on the data structure – editors can work with Flotiq's user interface, without bothering developers.

3. FEATURES - create

- Quick content entry

Once you define what kind of data you will store in Flotiq – the system is ready for content entry. Your content editors will be provided with powerful tools to browse, author and update content. At the same time – the content will be immediately available to developers through an API.

Sub-features:

- Rich-text editor
- Markdown editor
- Easy relation building
- Preview mode with Gatsby cloud integration
- Content versioning

3. FEATURES

- API Docs:

Because we follow Open API 3.0, you are not limited to using only our tools, you can visualize and test your API in any tools working with Open API.

3. FEATURES

- Spreadsheet like content browsing:

Id	Slug	Tags	Title	Author	Status	HeaderImage	RelatedPosts	Actions
<input type="checkbox"/>	flotiqBlogPost-594870	headless-cms-search-comparison	Headless CMS Search compariso		public			
<input type="checkbox"/>	flotiqBlogPost-967422	angular-blog-starter-with-scully	Angular blog starter with Scully		public		1	
<input type="checkbox"/>	flotiqBlogPost-88644	new-version-of-gatsby-source-flotiq-2-0-0	New version of gatsby-source-floti		public			
<input type="checkbox"/>	flotiqBlogPost-847080	recent-updates-in-flotiq-july-2020	Recent updates in Flotiq (July 202		public		3	
<input type="checkbox"/>	flotiqBlogPost-843233	flotiq-zapier-integration	Manage your everyday work by co		public			
<input type="checkbox"/>	flotiqBlogPost-83111	building-a-static-blog-using-gatsby-heroku-and-flotiq	Building a static blog using Gatsby		public		1	
<input type="checkbox"/>	flotiqBlogPost-792734	flotiq-cli	Flotiq CLI		draft		1	
<input type="checkbox"/>	flotiqBlogPost-777850	recent-updates-in-flotiq-june-2020-1	Recent updates in Flotiq (June 20:		public		2	
<input type="checkbox"/>	flotiqBlogPost-760787	wordpress-alternatives	Wordpress Alternatives, popular C		public		1	
<input type="checkbox"/>	flotiqBlogPost-70329	scoped-api-access-in-flotiq	Introducing scoped API keys for u		public			
<input type="checkbox"/>	flotiqBlogPost-656501	do-i-need-a-cms	Shoud I use a CMS?		public		1	
<input type="checkbox"/>	flotiqBlogPost-163883	voice-cms-google-assistant	Voice CMS - push data to CMS wit		public		1	
<input type="checkbox"/>	flotiqBlogPost-579085	zapier-templates-flotiq-headless-cms	Zapier Zap Template for Flotiq He		public		2	
<input type="checkbox"/>	flotiqBlogPost-470361	react-native-mobile-app-headless-cms	React Native mobile application st		public			
<input type="checkbox"/>	flotiqBlogPost-386616	advantages-of-headless-cms	5 advantages of headless Content		public		1	
<input type="checkbox"/>	flotiqBlogPost-379933	content-management-systems	What are the types of CMS system		public		2	
<input type="checkbox"/>	flotiqBlogPost-361738	flotiq-wordpress-importer	Flotiq WordPress Importer		public			
<input type="checkbox"/>	flotiqBlogPost-317497	recent-updates-in-flotiq-june-2020-2	Recent updates in Flotiq (June 20:		public		2	
<input type="checkbox"/>	flotiqBlogPost-312809	recent-updates-in-flotiq-may-2020	Recent updates in Flotiq		public		1	

3. FEATURES

- CDN's:

3. FEATURES

- Code samples:

We provide code samples in the ReDoc documentation for your API for:

- Node + Request
- Shell + Curl
- Shell + Httpie
- Python + Python3
- PHP + Curl
- PHP + HTTP1
- PHP + HTTP2

You can also search our [GitHub repositories](#) for inspirations.

3. FEATURES

- SDK's:

We provide SDK's for your API for:

- C#
- GO
- Java
- NodeJS
- PHP
- Python3
- Angular

Out of the box. But if you need any other language, you can generate it following [this instruction](#).

3. FEATURES

Search

Powerful search engine that allows developers to build

- full-text search engines
- Faceted navigation
- Geo-based solutions

3. FEATURES

Frontend agnostic:

We provide a dashboard to manage your Content Types and Objects, but you can use them in every language and framework you want.

Keep your content nice and organized and let the developers use it in whatever way they want. Future-proof your content and reduce time-to-market for new digital products targeting {web / smartphones / watches / TVs / ... }

3. FEATURES

- Enterprise ready
- Regular external security audits
- ISO-27001 certified
- AD integration
- 2FA/MFA
- Oauth support

3. FEATURES

- GitHub registration:

You can register in Flotiq in 5 seconds using GitHub account.

6. DOCUMENTATION

System posiada rozbudowaną dokumentację wraz z przykładami rozwiązań.

- Dokumentacja Dashboard
- Dokumentacja API
- Dokumentacja CLI
- Deep dives - use cases and examples

7. CASE STUDIES / SUCCESS STORIES

Pattys home made gifts

CA search

Strona i blog CodeWave

Strona i blog Flotiq

Rotator banerów na siechnice.com.pl

Synapticare

8. CONTACT

9. ABOUT US

13. SEKCJA CTA

14. LIVE DEMO?

15. NEWSLETTER / MAILING O PUBLIKACJACH

Na rynku znajdziemy różne rozwiązania Headless CMS, jednak każdy z nich odrobinę inaczej podchodzi do potrzeb użytkowników.

- contentful.com
- craftcms.com
- prismic.io
- graphcms.com
- storyblok.com
- sanity.io
- buttermcms.com
- strapi.io
- datocms.com

16. FAQ ?

Co prawda, może być zbyt dużą sekcją jak na landinga, ale wg. mnie dobrze by było mieć taki obszar z odpowiedziami na najbardziej nurtujące pytania, które dostajemy na livechacie (np. Pricing plans and features)

1. Czym różni się Flotiq od Wordpressa?
2. Ile kosztuje korzystanie z Flotiq?
3. Jaki język programowania muszę znać aby korzystać z Flotiq?
4. Jak zmigrować już istniejący serwis do Flotiq?
5. Czy mogę na Flotiq stworzyć sklep internetowy
6. Czy mogę zintegrować Flotiq z innymi narzędziami, np. Mailchimp lub Gmail?
7. ...