



Your Smart Report

A comprehensive analysis of your health risks, history and more.

An interactive, easy-to-understand report which not only enables you with information on your body parameters but also helps you understand your overall health status better and provide actionable insights to improve your holistic wellness.



Sample Collection at Home



Smart Reports with Trend Analysis



4000+ Tests & Profiles



115+ Advanced Labs



NABL & CAP Certified Labs



Pediatric and Geriatric Sample Collection

REPORT DETAILS

GUIDE TO YOUR SMART REPORT ANALYSIS

Your Smart Report includes four key sections to help you analyse your report better and in an easy to understand manner.

Health Summary & Score

This section provides a one pager summary of all your tests including the various profiles and whether there are any tests which need further probing. The section also indicates which health conditions or diseases you might be affected with based on your report. The report also recommends certain personalised lifestyle and diet changes to help you improve your health condition.

Critical Parameters at Glance

This section includes information about the group of tests and a summary of your result. A group video or a blog may be provided for specific groups of tests in your smart report

Top Recommendations

This section includes your test result. The section includes the test name, a description of the test, your test result in a graph and a description of the result. In some cases, a video may be provided to further help you understand the test.


Detailed Report

This section includes your test result. The section includes the test name, a description of the test, your test result in a graph and a description of the result. In some cases, a video may be provided to further help you understand the test.

Disclaimer

- Some tests are currently not available in smart reports and hence are shown in the "Others & Remarks" section. Please refer to the original Metropolis PDF report for these tests.
- Note, This analysis is based on standard clinical rules and may not cover all scenarios. It is advised to consult your physician for more accurate diagnosis.
- A summary of every test result is also provided with color coding of green (no concern) and red (to be probed further).

PATIENT SUMMARY



REPORT SUMMARY

Blood Test Evaluate ✓ 20 Tests ✗ 3 Tests	Kidney Test Evaluate ✓ 7 Tests ✗ 2 Tests	Urine Test Evaluate ✓ 8 Tests ✗ 2 Tests
Lipid Test Evaluate ✓ 8 Tests ✗ 1 Tests	Blood Evaluation Evaluate ✓ 1 Tests ✗ 1 Tests	Liver Test Evaluate ✓ 7 Tests ✗ 3 Tests
Hormonal Test Evaluate ✓ 7 Tests ✗ 2 Tests	Cancer Test No concerns ✓ 1 Tests ✗ 0 Tests	Pancreatic Test Evaluate ✓ 1 Tests ✗ 1 Tests

Diabetes Test No concerns

✓ 2 Tests

✗ 0 Tests

Elements Test Evaluate

✓ 1 Tests

✗ 1 Tests

Thyroid Test No concerns

✓ 4 Tests

✗ 0 Tests

Vitamin Test No concerns

✓ 2 Tests

✗ 0 Tests

Iron Test No concerns

✓ 1 Tests

✗ 0 Tests

Cardiac Markers Evaluate

✓ 6 Tests

✗ 1 Tests

Auto Immune Test No concerns

✓ 1 Tests

✗ 0 Tests

CRITICAL PARAMETER

Based on your current report, no critical parameter is present.

HEALTH CONDITION

Toxicity

Selenium, Serum by ICPMS

Results	Normal range
91.10	74-90

Description

Excess amounts of elemental levels in the blood can cause toxicity in body. Toxicity is defined as the amount or degree of a substance needed to be poisonous. Drug toxicity can occur as a result of the over-ingestion of medication, causing too much of the drug to be in a person's system at once.

How it Impacts your body

Symptoms of Toxicity in general are are diarrhoea, dizziness, nausea, stomach pains, vomiting, weakness etc.

Life style Advice

- Your body will be equipped to handle toxins and other unwanted substances if you will limit alcohol, focus on sleep, regular exercise and healthy diet.

Diet Advice

- Recommended to stop eating and drinking for a few hours, try sucking on ice chips or taking small sips of water, eat probiotics, avoid certain foods and substances until you're feeling better, drink more water, reduce your intake of sugar and processed foods, eat antioxidant-rich foods, eat foods high in probiotics and decrease your salt intake.

Pancreatitis

Amylase level

Results	Normal range
156	25-125

Description

Pancreatitis is a severe inflammation of the pancreas which may affect its functioning. The pancreas is a large gland behind your stomach that produces enzymes for digestion and hormones for regulating sugar levels. Inflammation of the pancreas can be caused by gallstones, alcohol, various drugs, some viral infections, and other causes.

How it Impacts your body

Pancreatitis most commonly causes severe pain and tenderness in the upper abdomen that is often accompanied by nausea and vomiting, fever and rapid pulse. The abdominal pain may be worse after eating and cause permanent damage to the pancreas.

Life style Advice

- To manage pancreatitis, doctors recommend limiting foods that may aggravate the condition. Being overweight or obese can increase the risk of developing gallstones, which can lead to pancreatitis. Abstain from alcohol and stop smoking.

Diet Advice

- The best food choices for those suffering from chronic pancreatitis are fruits, vegetables, whole grains, legumes, and non-fat/low fat dairy and lean cuts of meat. Healthy fats such as avocado, olive oil, fatty fish, nuts, and seeds, may be consumed with careful portion control.

Jaundice

Bilirubin-Direct

Results	Normal range
0.36	0.0-0.3

Description

Jaundice is a medical condition in which the skin, sclera (whites of the eyes) and mucous membranes look yellow. This occurs when there is too much bilirubin (a yellow-orange pigment) in the blood, this condition is called hyperbilirubinemia. Bile pigment is secreted by the liver and bilirubin is formed by the breakdown of RBCs.

How it Impacts your body

Symptoms of Jaundice are fever, chills, abdominal pain, flu-like symptoms, change in skin colour and dark-coloured urine and/or clay-coloured stool.

Life style Advice

- Eating a well-balanced diet supports your liver health and may help clear jaundice symptoms.
- This includes drinking water and eating vegetables and lean protein while avoiding alcohol and certain foods. .
- Your liver removes toxins and clears old or damaged blood cells out of the body.

Diet Advice

- Staying hydrated is one of the best ways to help the liver recover from jaundice. Hence, consume water as and when required. .
- Eat fresh fruits and vegetables, have herbal tea, whole grains, nuts and legumes and lean proteins. Avoid spicy and oily food.

Liver Disorders

Bilirubin-Direct

Results	Normal range
0.36	0.0-0.3

Description

Liver disorders include a wide variety of conditions that damage the liver and prevent it from functioning well. Liver disease (hepatic disease) is any disease that negatively affects the normal, healthy performance of the liver.

How it Impacts your body

Common signs and symptoms of liver disease include: skin and eyes that appear yellowish (jaundice), abdominal pain and swelling, swelling in the legs and ankles, itchy skin, dark urine colour, pale stool colour, chronic fatigue etc.

Life style Advice

- These lifestyle advices would be helpful in fast recovery .
- Do not drink alcohol .
- Eat a balanced diet .
- Do not eat raw seafood, raw fish, and shellfish, .
- Consume the right amount of protein., .
- Have all medicines approved by a doctor, .
- Get vaccines for flu, pneumonia, and hepatitis, .
- In cases of pedal edema, elevate the legs to ease any swelling.

Diet Advice

- Diet recommendations are .
- Eat a balanced diet: Select foods from all food groups: Grains, fruits, vegetables, meat and beans, milk, and oil. .
- Eat food with fibre: Fibre helps your liver work at an optimal level. Fruits, vegetables, whole grain breads, rice and cereals can take care of your body's fibre needs.

Hormonal Disorder

LH-Leutinising Hormone

Results	Normal range
12.4	1.7-8.6

Description

Hormones are chemical substances that affect the activity of another part of the body. In essence, hormones serve as messengers, controlling and coordinating activities throughout the body. Hormones are chemical substances that affect the activity of another part of the body. In essence, hormones serve as messengers, controlling and coordinating activities throughout the body.

How it Impacts your body

Symptoms of hormonal imbalance includes slow heartbeat or rapid heartbeat (tachycardia), unexplained weight gain or weight loss, fatigue, constipation, diarrhoea or more frequent bowel movements, numbness and tingling in your hands, higher-than-normal blood cholesterol levels, depression or anxiety.

Life style Advice

- Lifestyle modification to avoid hormonal imbalance includes : Get enough good quality sleep, avoid consumption of potential toxins and chemicals, manage stress, regular exercising, quit smoking and avoiding overeating etc.

Diet Advice

- To avoid hormonal imbalance keep your gut healthy with a balanced diet, abundant in fruits, vegetables and whole foods. Fibre plays an important role in gut health, and helps regulate insulin and other hormones which help maintain healthy weight.

Cardiovascular Ailments

Apolipoprotein B/A1 Ratio

Results	Normal range
0.33	0.35-1.0

Description

Heart disease is a broad term that covers many heart-related problems. Most common type is coronary heart disease. Cardiac ailments usually occur due to hypertension, high cholesterol levels, and chronic diabetes. Certain lifestyle and hereditary factors further increase the risk. What mainly happens is, the blood flow to the heart muscles is impaired leading to temporary or permanent cessation of the heart functions.

How it Impacts your body

Common symptoms people may face in heart diseases are chest pain, chest tightness, chest pressure and chest discomfort, shortness of breath, pain in the neck, jaw, throat, upper belly area or back, pain, numbness, weakness or coldness in the legs or arms if the blood vessels in those body areas are narrowed.

Life style Advice

- Doing regular physical activity reduces your risk of having a heart attack or developing heart disease. Keeping active helps to control common heart disease risk factors, including: High blood pressure, High cholesterol, and diabetes mellitus. Weight reduction, stress management and lifestyle modifications further help control cardiac conditions.

Diet Advice

- Eating lots of foods high in saturated fat and trans fat may contribute to heart disease. Eating foods high in fiber and low in saturated fats, trans fat, and cholesterol can help prevent high cholesterol. Limiting salt (sodium) in your diet can also lower your blood pressure. Try and include fruits, vegetables and cereals in your diet. Reduce or avoid fats, junk food and sugar in your regular diet.

Vitamin D deficiency

25 Hydroxy (OH) Vit D

Results

23.3

Normal range

Deficiency: Insufficiency: 10-30

Description

Vitamin D is important for the healthy development of bones and teeth. The main source of vitamin D is sunlight and certain foods. A deficiency in vitamin D can result from inadequate exposure to sunlight, or due to inefficient production of Vitamin D in the skin or due to low Vitamin D in your diet.

How it Impacts your body

Deficiency impairs bone mineralization, causing rickets in children and osteomalacia in adults possibly contributing to osteoporosis. Diagnosis involves measurement of serum 25(OH)D (D2 + D3). Treatment usually consists of oral vitamin D; calcium and phosphate supplementation as needed. Prevention is often possible. Rarely, hereditary disorders cause impaired metabolism of vitamin D (dependency).

Life style Advice

- Recommended to spend time in sunlight. Vitamin D is often referred to as “the sunshine vitamin” because the sun is one of the best sources of this nutrient. Also recommended to eat Vitamin D rich food. Maintaining a regular activity level by regular exercises or fitness also helps to prevent vitamin D deficiency.

Diet Advice

- Recommended to consume Vitamin D rich food eg fatty fish, seafood, mushrooms etc. Include egg yolks and fortified food in your diet.

RECOMMENDATIONS

Conditions possibly detected

- Toxicity
- Pancreatitis
- Jaundice
- Liver Disorders
- Hormonal Disorder
- Cardiovascular Ailments
- Vitamin D deficiency

*Indicative only, please consult with your doctor for confirmation

Regular Investigation

- Based on your current report, no regular tests are recommended

To book tests , Please visit

Doctor consultations recommended

- Consult a General physician
- Consult a Gastroenterologist
- Consult a Hepatologist
- Consult an Endocrinologist
- Consult a Cardiologist

To book consultation , Please visit

Disclaimer

- Some tests are currently not available in smart reports and hence are shown in the "Others & Remarks" section. Please refer to the original report for these tests.
- Note, This analysis is based on standard clinical rules and may not cover all scenarios. It is advised to consult your physician for more accurate diagnosis.
- A summary of every test result is also provided with color coding of green (no concern) and red (to be probed further).

BLOOD TEST

ReportedOn : 05/08/2022 18:56

20 Within Range, 3 Outside Range

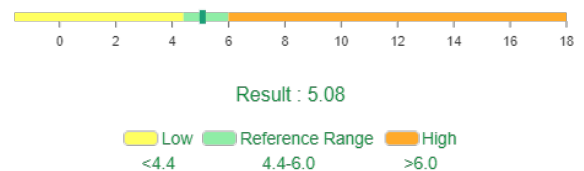
To know more, [Click here](#)

Erythrocyte (RBC) Count

This test measures the count of red blood cells present in the blood as a part of a complete blood count or CBC. Red blood cells (RBCs), also called erythrocytes, are cells that circulate in the blood and carry oxygen throughout the body. How much oxygen your body tissues get depends on how many RBCs you have and how well they work. This test is to check the overall health condition and diagnose possible diseases related to RBCs and monitor them periodically.

5.08 mill/cu.mm

Your RBC Count is within recommended Reference.

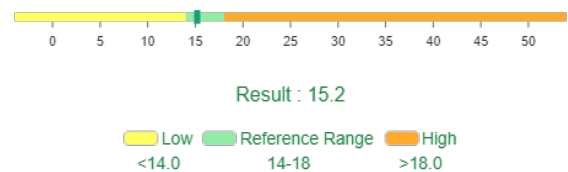


Haemoglobin (Hb)

This test measures the hemoglobin levels in the blood. Hemoglobin is the protein found in red blood cells and responsible for transporting oxygen from the lungs to the tissues. This test is used to screen for and help diagnose conditions that affect red blood cells (RBCs) and to monitor response to ongoing treatment.

15.2 gm/dL

Your Haemoglobin levels are within recommended Reference Range.

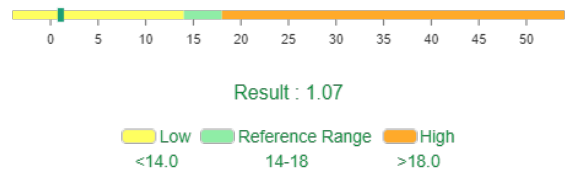


Thyroglobulin Antibody (ATG),Serum

This test measures the hemoglobin levels in the blood. Hemoglobin is the protein found in red blood cells and responsible for transporting oxygen from the lungs to the tissues. This test is used to screen for and help diagnose conditions that affect red blood cells (RBCs) and to monitor response to ongoing treatment.

1.07 IU/mL

Your Haemoglobin levels are within recommended Reference Range.

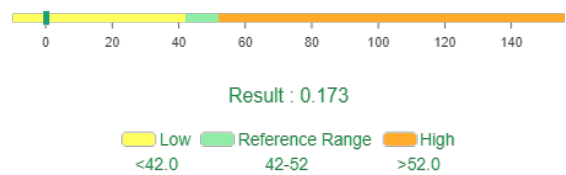


PCT (Platelet crit)

The packed cell volume (PCV) or hematocrit is a ratio of the volume occupied by the RBCs to the total volume occupied by all the blood components or whole blood. The test is used to diagnose diseases related to either too many Red blood cells or too few Red blood cells.

0.173 %

Your Packed cell volume (PCV) is Low. Low PCV may imply Anemia. Anemia is usually caused due to iron or vitamin deficiency, certain bone marrow disorders and bleeding disorders. Your physician would correlate these results with other tests for more accurate diagnosis of the underlying condition and related treatment.

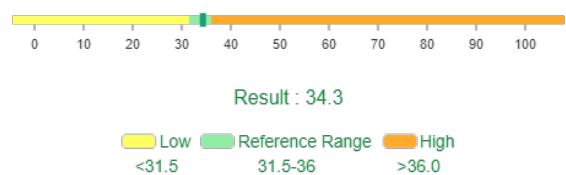


MCHC (Mean Corpuscular Hb Concn.)

MCV stands for Mean Corpuscular Volume. This test measures the average size of your red blood cells, also known as Erythrocytes. Red blood cells move oxygen from your lungs to every cell in your body. This test is used to identify diseases related to too small size RBC or too large RBC.

34.3 g/dL

Your MCV Level is within recommended Reference Range.

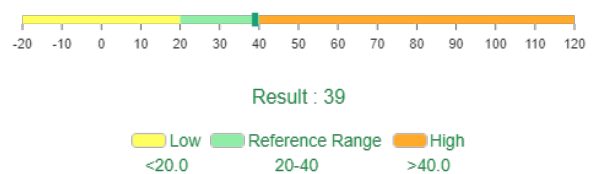


Lymphocytes

This test measures the average amount of hemoglobin present in the red blood cells. MCH stands for mean corpuscular hemoglobin. Hemoglobin is the protein found in red blood cells and responsible for transporting oxygen from the lungs to the tissues. This test is used to identify and monitor red blood cell disorders.

39 %

Your MCH Level is within recommended Reference Range.

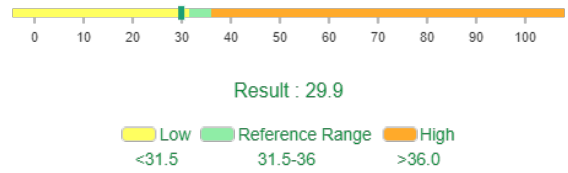


MCH (Mean Corpuscular Hb)

This test measures the average volume of hemoglobin inside a single red blood cell. MCHC stands for mean corpuscular hemoglobin concentration. Hemoglobin is the protein found in red blood cells and responsible for transporting oxygen from the lungs to the tissues. This test is used to identify and monitor red blood cell disorders.

29.9 pg

Your MCHC Level is within recommended Reference Range.

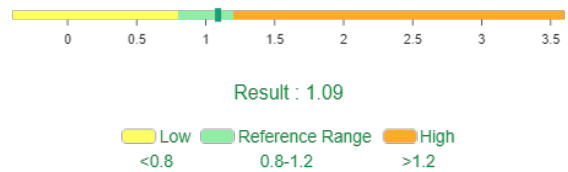


PT(INR) Value

This test measures the volume and size of red blood cells (a.k.a erythrocytes). Red blood cells are responsible for carrying oxygen from the lungs to the tissues. This test is primarily used to identify types of anemia and other medical conditions.

1.09 --

Your RCDW-SD Level is within recommended Reference Range.

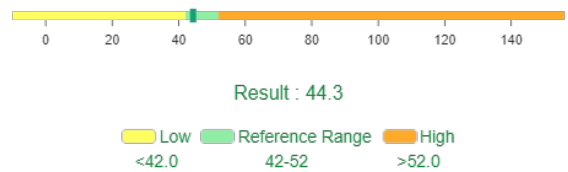


PCV (Packed Cell Volume)

This test measures how similar the platelets are in size in the blood. Platelets, also called thrombocytes, are tiny fragments of cells that are essential for normal blood clotting. They are formed from very large cells called megakaryocytes in the bone marrow and are released into the blood to circulate. This test is used to screen for, diagnose, or monitor conditions that affect platelets, such as a bleeding disorder, a bone marrow disease.

44.3 %

Your PDW Level is within recommended Reference Range.

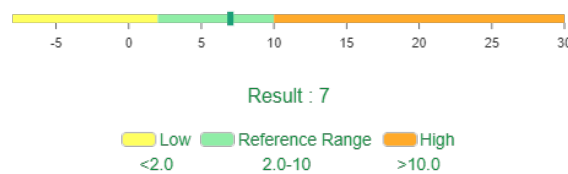


Monocytes

This test measures the average size of the platelets (Mean Platelet Volume). Platelets, also called thrombocytes, are tiny fragments of cells that are essential for normal blood clotting. They are formed from very large cells called megakaryocytes in the bone marrow and are released into the blood to circulate. This test is used to screen for, diagnose, or monitor conditions that affect platelets, such as a bleeding disorder, a bone marrow disease.

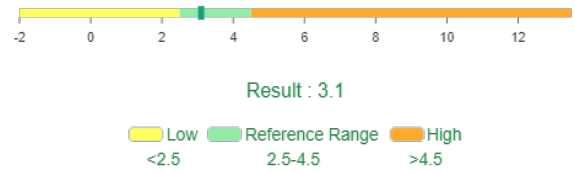
7 %

Your MPV Level is within recommended Reference Range.



Phosphorous

This test measures the number of platelets present in the blood. Platelets, also called thrombocytes, are tiny fragments of cells that are essential for normal blood clotting. They are formed from very large cells called megakaryocytes in the bone marrow and are released into the blood to circulate. This test is used to screen for, diagnose, or monitor conditions that affect platelets, such as a bleeding disorder or a bone marrow disease.

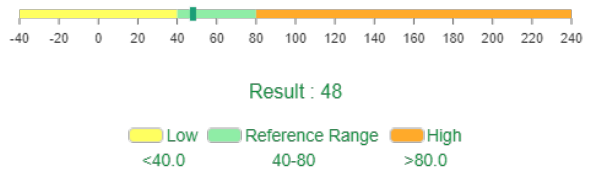


3.1 mg/dL

Your Platelet Count is within recommended Reference Range.

Neutrophils

This test measures the ratio of the volume occupied by the Platelets to the total volume occupied by all the blood components or whole blood. Platelets, also called thrombocytes, are tiny fragments of cells that are essential for normal blood clotting. They are formed from very large cells called megakaryocytes in the bone marrow and are released into the blood to circulate. This test is used to identify platelet related disorders.

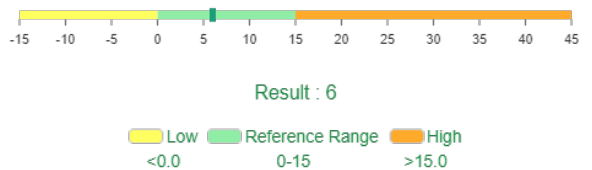


48 %

Your Plateletcrit Level is within recommended Reference Range.

ESR - Erythrocyte Sedimentation Rate

This test measures how quickly erythrocytes (red blood cells) settle at the bottom of a test tube that contains a blood sample. Normally, red blood cells settle relatively slowly. A faster-than-normal rate may indicate inflammation in the body. This test is used to identify and monitor inflammation, infections and other immune related disorders. Its often used in correlation other tests.



6 mm/hr

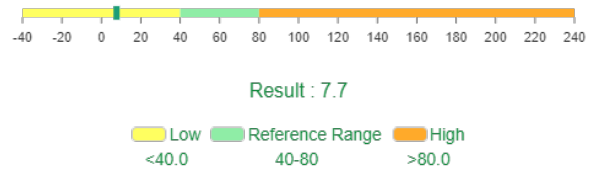
Your ESR Rate is within recommended Reference Range.

MPV (Mean Platelet Volume)

This test measures the ratio of neutrophils present in the blood. Neutrophils are the type of white blood cells that fights infections caused by bacteria or fungi. Around 40-70% of your WBCs are made up of Neutrophils. This test is used to identify certain infections and diagnose or monitor immune related diseases.

7.7 fL

Your Neutrophils Level is Low. This condition is called Neutropenia and may be due to a variety of reasons including autoimmune disorders, bone marrow disorders, congenital disease, or malnutrition (Vitamin B12 or Folate). Please consult your physician for further analysis and treatment.

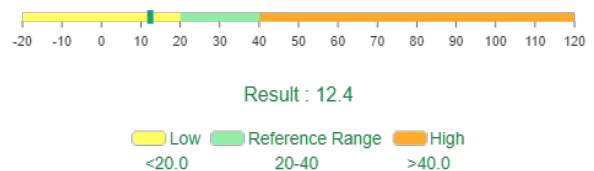


LH-Leutinsing Hormone

This test measures the ratio of lymphocytes present in the blood. Lymphocytes are vital for producing antibodies that help the body to defend itself against bacteria, viruses, and other threats. This test is used to identify certain infections and immune related diseases.

12.4 mIU/mL

Your Lymphocytes Level is High. A High level may be a result of a variety of conditions including Viral or Bacterial infection, certain cancer of the blood or lymphatic system or a reaction to medication. Please consult your physician and correlate with other tests for diagnosis of underlying condition and relevant treatment.

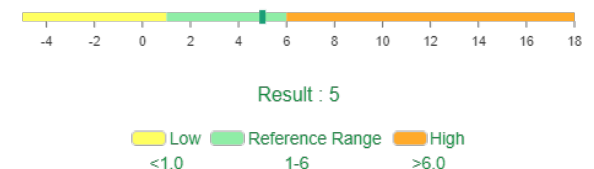


Eosinophils

This test measures the ratio of specific type of white blood cell known as eosinophils. Eosinophils are responsible for destroying parasites and cancer cells, and they are part of an allergic response. This test is used to identify certain infections, cancers, and immune related diseases.

5 %

Your Eosinophils level is within recommended Reference Range.




Basophils

This test measures the ratio of a specific type of white blood cell known as Basophils. Basophils are a type of white blood cell produced in your bone marrow help you protect against viruses, bacteria, and other foreign invaders. They alert the body to infections by secreting chemicals into the bloodstream, mostly to combat allergies. This test is used to identify certain infections and immune related diseases.

1 %

Your Basophils level is within recommended Reference Range.

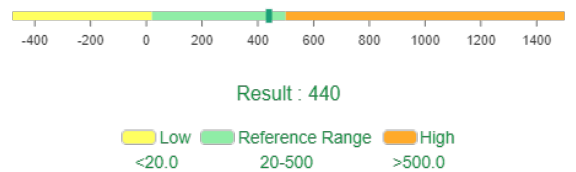


Absolute Eosinophil Count

This test measures the count of neutrophils present in the blood. Neutrophils are the type of white blood cells that fights infections caused by bacteria or fungii. Around 40-70% of your WBCs are made up of Neutrophils. This test is used to identify certain infections and diagnose or monitor immune related diseases.

440 /c.mm

Your Neutrophils Level is within recommended Reference Range.

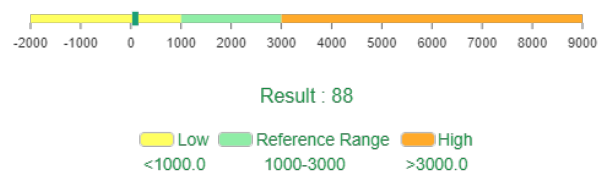


Absolute Basophil Count

This test measures the numbers of lymphocytes present in the blood. Lymphocytes are vital for producing antibodies that help the body to defend itself against bacteria, viruses, and other threats. This test is used to identify certain infections and immune related diseases.

88 /c.mm

Your Lymphocytes Level is within recommended Reference Range.

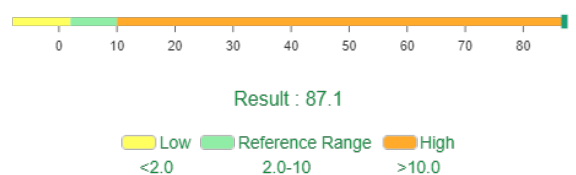


MCV (Mean Corpuscular Volume)

This test measures the count of monocytes present in the blood. Monocytes are a type of white blood cell that fight certain infections and help other white blood cells remove dead or damaged tissues, destroy cancer cells, and regulate immunity against foreign substances. This test is used to identify certain infections and immune related diseases.

87.1 fL

Your Monocytes Level is within recommended Reference Range.

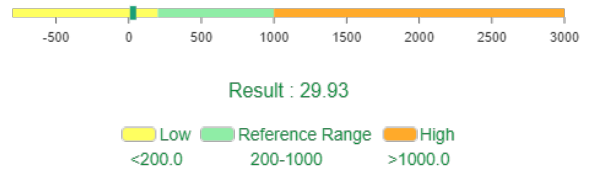


Testosterone (Free)

This test measures the count of monocytes present in the blood. Monocytes are a type of white blood cell that fight certain infections and help other white blood cells remove dead or damaged tissues, destroy cancer cells, and regulate immunity against foreign substances. This test is used to identify certain infections and immune related diseases.

29.93 pg/mL

Your Monocytes Level is within recommended Reference Range.

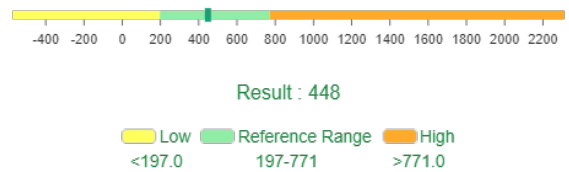


Vitamin B12 level

This test measures the specific type of white blood cell known as Basophils. Basophils are a type of white blood cell produced in your bone marrow help you protect against viruses, bacteria, and other foreign invaders. They alert the body to infections by secreting chemicals into the bloodstream, mostly to combat allergies. This test is used to identify certain infections and immune related diseases.

448 pg/mL

Your Basophils level is within recommended Reference Range.

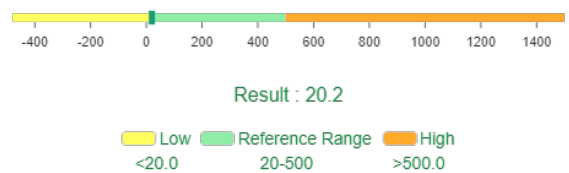


VLDL Cholesterol

This test measures the specific type of white blood cell known as eosinophils. Eosinophils are responsible for destroying parasites and cancer cells, and they are part of an allergic response. This test is used to identify certain infections, cancers, and immune related diseases.

20.2 mg/dL

Your Eosinophils level is within recommended Reference Range.



KIDNEY TEST

ReportedOn : 05/08/2022 18:56

7 Within Range, 2 Outside Range

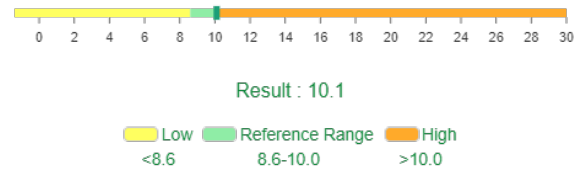
To know more, [Click here](#)

Calcium

This test measures the calcium level in the blood. Calcium is an important mineral enabling healthy bones, teeth, nerves and muscles. Most of the calcium in the body is stored in the bones and very little calcium (<1%) circulates in the blood. If high levels of calcium are found in the blood, it might be due to Kidney, Thyroid or Bone Disorders.

10.1 mg/dL

Your Calcium Level is High. High calcium level (a condition called Hypercalcemia) is mostly associated with an overactive Parathyroid gland. Other possible causes kidney disorders, certain cancers and as side effects of certain medicines. Please correlate with other Kidney Tests to confirm any Kidney Disorder and consult with your physician for corresponding treatment.

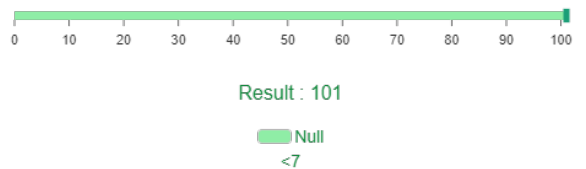


Triglycerides level

This test measures the uric acid level in the blood. Uric Acid is a waste produced by Kidney when your body breaks down purine. The test is used to diagnose certain diseases and kidney disorders while also used to monitor people undergoing radiation treatment for cancer.

101 mg/dL

Your Uric Acid Level is within recommended Reference Range.

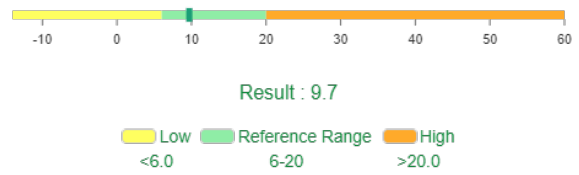


BUN-Blood Urea Nitrogen

This test measures the Blood Urea Nitrogen (BUN) level in the blood. BUN is a waste product created by the Liver, filtered out by the Kidney and flushed into your urine. The test is used to assess any issues with the functioning of your kidney and/or liver and in some cases monitor effectiveness of Dialysis treatment.

9.7 mg/dL

Your BUN Level is within recommended Reference Range.

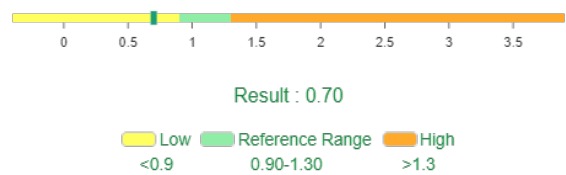


Creatinine

This test measures the creatinine levels present in the blood. Creatinine is a muscle-generated waste product, removed by the kidneys from the body and released through urine. The test is used to assess any issues with the functioning of your kidney and in some cases monitor effectiveness of Dialysis treatment.

0.70 mg/dL

Your Creatinine Level is Low. Low Creatinine level is not of immediate concern. Low levels might also be a result of malnutrition or loss of muscle mass or weight.

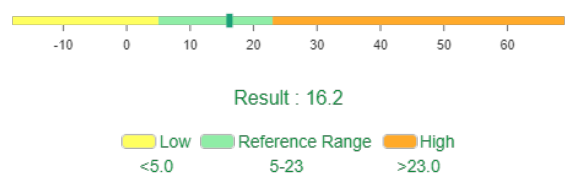


Cortisol, Serum (8AM)

This test measures the rate of glomerular filtration (eGFR), an indicator of how well the kidneys function. The kidney's tiny filters are known as glomeruli, which filters waste and excess fluids from the blood. eGFR along with other tests are used to diagnose stage of kidney diseases and evaluate overall functioning of kidney.

16.2 ug/dl

Your eGFR rate is within recommended reference range and implies normal kidney functioning. Please correlate with other Kidney tests to rule out any kidney disorders.

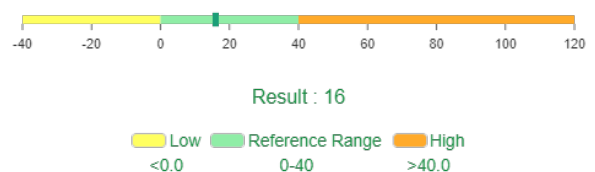


SGOT (AST)

This test measures the amount of sodium in the blood to identify a kidney disorder or monitor patients under treatment. Sodium is an electrolyte present in all body fluids and is vital to normal body function, including nerve and muscle function.

16 U/L

Your Sodium Level is within Reference Range.

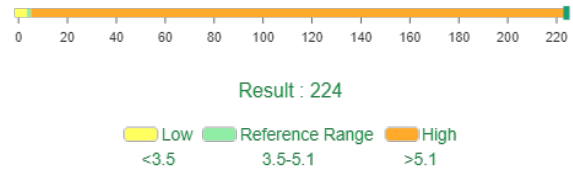


Platelet count

This test measures potassium levels in the blood to identify kidney diseases, heart diseases and also monitor patients under treatment. Potassium is a type of electrolyte present in the blood and body fluids useful in normal body functions.

224 10³ / μl

Your Potassium Level is within Reference Range.

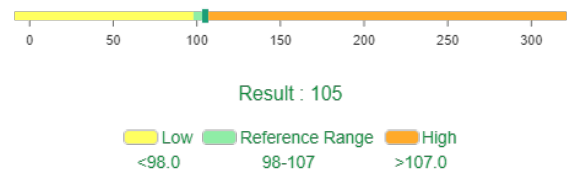


Chlorides

This test measures the chloride levels in the blood to identify kidney and heart diseases and also monitor patients under treatment. Chloride is a type of electrolyte present in the blood, which helps maintain acids and fluids in the body enabling normal body functions.

105 mmol/L

Your Chloride Level is within Reference Range.

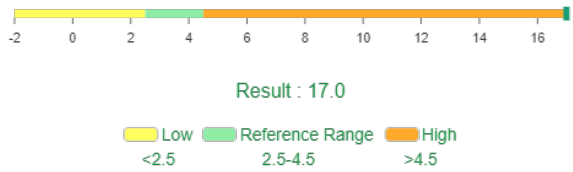


PDW (Platelet Distribution Width)

This test measures the phosphorus levels in the blood. Phosphorus is an electrolyte that combines with calcium to build strong bones and teeth. Phosphorus levels help to identify kidney, liver and certain bone related diseases.

17.0 %

Your Phosphorus Level is within recommended range.



URINE TEST

ReportedOn : 05/08/2022 18:56

8 Within Range, 2 Outside Range

To know more, [Click here](#)

Yeast cells

This test measures the specific gravity in the urine sample. Urine specific gravity test provides information on the person's hydration condition or urine concentration by the kidney. This test is done to identify any kidney or renal disorder.

0 /hpf

Your Specific gravity Level is within Reference Range.

Pus cells (WBCs)

This test measures the presence of bacteria in the urine sample. Bacteria from the surrounding skin can enter the urinary tract at the urethra and move up to the bladder, causing a urinary tract infection (UTI). This test is used to identify urinary tract infection (UTI) and other Renal diseases.

8.8 /hpf

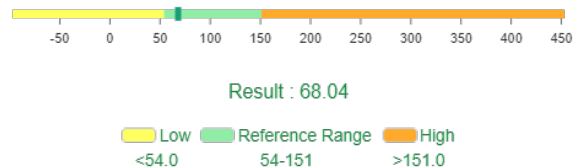
Your urine sample has presence of bacteria in high level. High amount of bacteria in the urine may suggest severe UTI infection. Please consult with your physician for further analysis and treatment.

Zinc Serum, ICPMS

This test measures the bilirubin levels in the urine. Bilirubin is not present in the urine of normal, healthy individuals. In certain liver diseases excess bilirubin can build up in the blood and is eliminated in urine. The presence of bilirubin in the urine may indicate liver disease or damage.

68.04 µg/dL

Urinary bilirubin Level is within Reference Range.

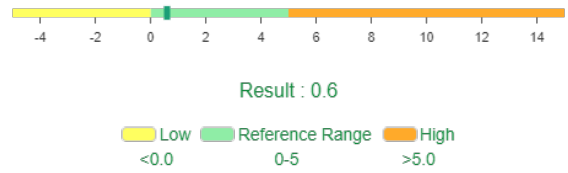


Epithelial cells

This test identifies the color of urine. Urine can be a variety of colors, most often shades of yellow, from very pale or colorless to very dark or amber. Abnormal colors may indicate diseases related to urinary tract system.

0.6 /hpf

Your urine color is Normal and is not concerning.

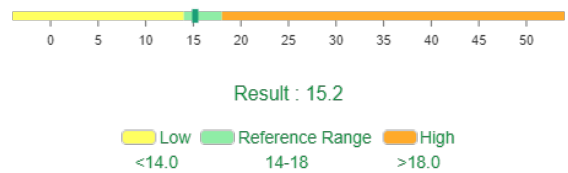


Haemoglobin (HB)

This test measures the presence of crystals in the urine. The crystals are solid forms of chemicals. Presence of crystals in Urine usually indicate renal or liver problems.

15.2 gm/dL

Urine Crystals are Absent.

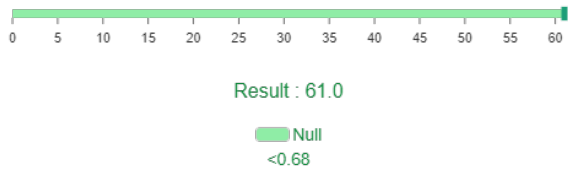


Non HDL Cholesterol

This test measures the presence of epithelial cells in the urine. Epithelial cells are lining found on the body's surface like skin, blood vessels, urinary tract, and organs. Presence of such cells in high levels in Urine usually indicate urinary tract diseases.

61.0 mg/dL

Your Epithelial cells levels are within reference range.



Bilirubin

This test measures the presence of epithelial cells in the urine. Epithelial cells are lining found on the body's surface like skin, blood vessels, urinary tract, and organs. Presence of such cells in high levels in Urine usually indicate urinary tract diseases.

Negative

Your Epithelial cells levels are within reference range.

Result: Negative
Status: Negative

Red blood cells

This test measures the presence of nitrites in the urine to identify infection. Normally, the urinary tract and urine are free of bacteria and nitrite. This test is used to identify urinary tract diseases.

0.9 /hpf

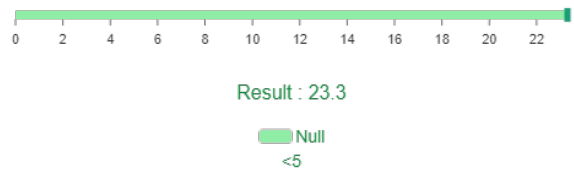
Nitrite is Absent in your urine. However, since not all bacteria are capable of converting nitrate to nitrite, someone can still have a UTI despite an Absent result. To rule out UTI, please correlate with other Urine tests.

25 Hydroxy (OH) Vit D

This test measures the presence of Pus cells in the urine. Pus cells are the white-yellow thick liquid made of dead tissues and bacteria cells. This test is used to identify infections.

23.3 ng/mL

Pus cells are present in your urine at low concentration, it may indicate an early signs of urinary tract infection (UTI). Please consult with your physician for further analysis and treatment.

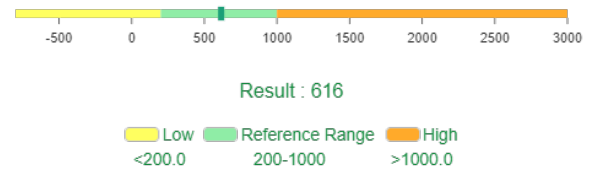


Absolute Monocyte Count

This test measures the presence and number of red blood cells in the urine. Normally, a few RBCs are present in urine. This test is used to identify infection and inflammations.

616 /c.mm

Your Urine RBC's are absent.



LIPID TEST

ReportedOn : 05/08/2022 18:56

8 Within Range, 1 Outside Range

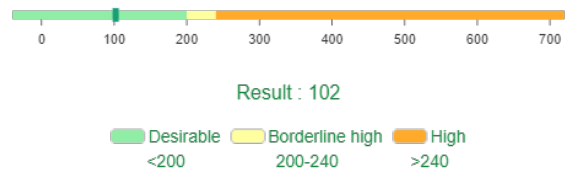
To know more, [Click here](#)

Cholesterol-Total

This test measures the amount of Total Cholesterol in your blood. Cholesterol is a type of fat made by the liver and found in the blood used for normal functioning of the body. High Cholesterol levels can lead to various cardio-vascular diseases including Atherosclerosis (a clogging or hardening of your arteries).

102 mg/dL

Your Total Cholesterol Level is within recommended Reference Range and is Desirable. It is recommended to correlate this result with other Cholesterol tests to better understand the mix of Cholesterol and arrive at more accurate diagnosis.

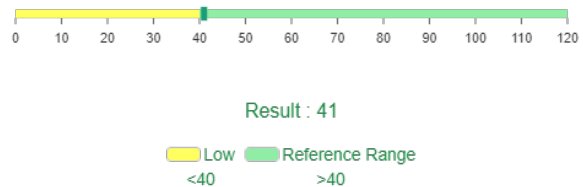


HDL Cholesterol

This test measures high-density lipoprotein (HDL) or good cholesterol in the blood. HDL Cholesterol helps in transporting hormones throughout the body and also enables reducing LDL cholesterol in bloodstream. Higher levels of HDL Cholesterol is usually good.

41 mg/dL

Your HDL Cholesterol Level is within recommended Reference Range.

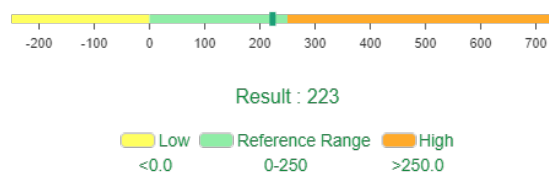


LDH-Lactate Dehydrogenase

This test measures low-density lipoprotein (LDL), also called as "bad cholesterol" in the blood. High LDL Cholesterol leads to build up of plaques in arteries and is likely to cause cardio-vascular diseases or heart stroke.

223 U/L

Your LDL Cholesterol Level is within recommended Reference Range and is not of concern. For patients currently under treatment for Heart Diseases or Diabetes, this level shows good control.



Uric Acid

This test measures very-low-density lipoprotein (VLDL) , another "bad cholesterol" in the blood. VLDL cholesterol is produced in the liver and released into the bloodstream to supply body tissues with a type of fat (triglycerides). VLDL cholesterol is responsible for cholesterol build-up in arteries and is likely to cause cardio-vascular diseases.

6.5 mg/dL

Your VLDL Cholesterol Level is within recommended Reference Range. For patients currently under treatment for Heart Diseases or Diabetes, this level shows good control.

Free T4

This test measures the amount of triglycerides present in the blood. Triglycerides are the most common type of body fat and are made out of extra calories that your body does not consume regularly and are then stored in the cells. When your body needs energy, it releases triglycerides. High levels of triglycerides are related to increased risk of heart diseases and also liver and pancreatic ailments.

1.35 ng/dL

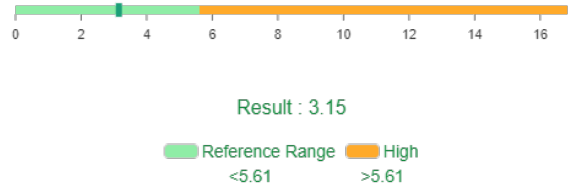
Your Triglycerides Level is within recommended Reference Range and indicates good health and a lower risk of cardiovascular diseases. For patients currently under treatment for Heart Diseases or Diabetes, this level shows good control.

Microsomal (TPO) Antibody Titre, Serum

This test measures the Cholesterol levels, excluding HDL or "good cholesterol" i.e. LDL and VLDL Cholesterol. This test is more indicative of the levels of cholesterol related to cardio vascular diseases.

3.15 IU/mL

Your Non HDL Cholesterol Level is within recommended Reference Range and indicates good health and a lower risk of cardio vascular diseases. For patients currently under treatment for Heart Diseases or Diabetes, this level shows good control.

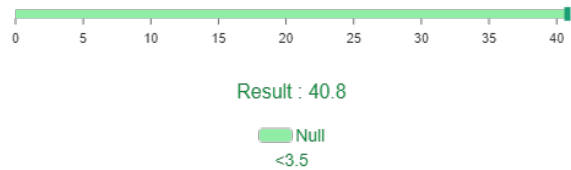


LDL Cholesterol

This test measures the ratio of LDL to HDL Cholesterol and is used to identify the risk of heart disease. Higher Ratio is indicative of Cardio Vascular diseases.

40.8 mg/dL

Your LDL/HDL Ratio is within recommended Range.



Crystals

This test measures the ratio of LDL to HDL Cholesterol and is used to identify the risk of heart disease. Higher Ratio is indicative of Cardio Vascular diseases.

0 /hpf

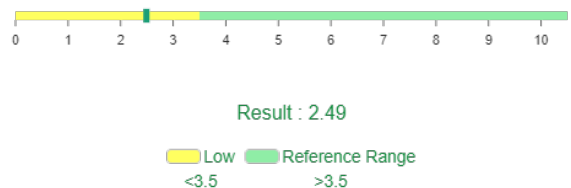
Your LDL/HDL Ratio is within recommended Range.

CHOL/HDL RATIO

This Test measures the ratio of cholestrol to HDL. Your total-cholesterol-to-HDL ratio can be calculated by dividing your total cholesterol number by your HDL cholesterol number. This test is used to evaluate your risk of coronary heart disease.

2.49

Your CHOL/HDL Ratio is Low. A low level is usually not a concern.



BLOOD EVALUATION

ReportedOn : 05/08/2022 18:56

Visit Number :

1 Within Range, 1 Outside Range

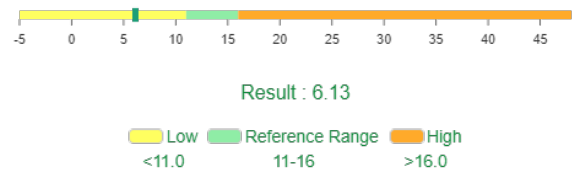
To know more, [Click here](#)

Total Protein

A prothrombin time (PT) test measures how long it takes for a clot to form in a blood sample. Prothrombin is a protein responsible for blood clotting. The PT test is used to help detect and diagnose bleeding disorders or excessive clotting disorder. It is also used to monitor effectiveness of various treatments.

6.13 g/dL

Your PT is Low. Low results are rare and indicate your blood clots faster than normal which might be due to high Vitamin K levels. Low levels are usually not alarming but may indicate increased risk for blood clots (thrombosis) or multiple miscarriages. Please consult with your physician for further tests and treatment.

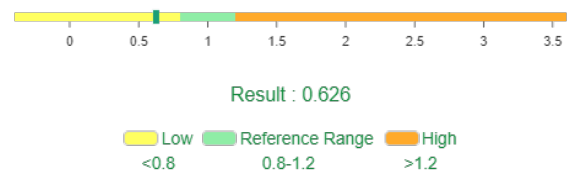


PSA- Prostate Specific Antigen

The INR test is calculated from PT and it is used to help detect and diagnose a bleeding disorder or excessive clotting disorder. It is also used to monitor effectiveness of various treatments.

0.626 ng/mL

Your INR is within ideal reference range.



LIVER TEST

ReportedOn : 05/08/2022 18:56

Visit Number :

7 Within Range, 3 Outside Range

To know more, [Click here](#)

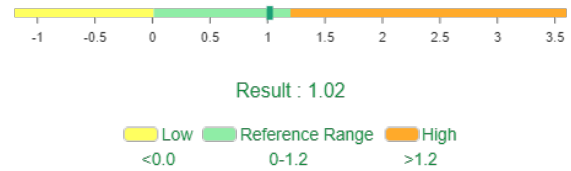


Bilirubin-Total

This test measures the bilirubin levels in the blood. Bilirubin is a waste product processed by the liver to facilitate its removal from the body. The test is usually taken to detect Jaundice and assess the health of your liver.

1.02 mg/dL

Your Bilirubin Level is within recommended Reference Range.

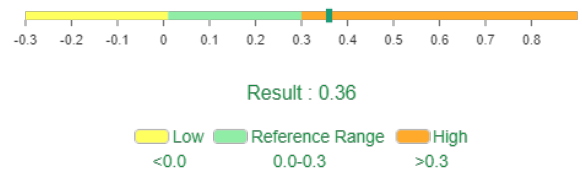


Bilirubin-Direct

This test measures the conjugated or direct bilirubin levels formed in the blood. Bilirubin is a waste product processed by the liver to facilitate its removal from the body.

0.36 mg/dL

Your Direct Bilirubin Level is High. High Direct Bilirubin may imply Hepatic or Post Hepatic Jaundice. Hepatic Jaundice can be caused due to Viral Hepatitis while Post Hepatic Jaundice may be due to gallstones or other obstructive conditions. Confirmatory tests may include specific Viral Hepatitis Tests. Please consult your physician for accurate diagnosis and corresponding treatment.

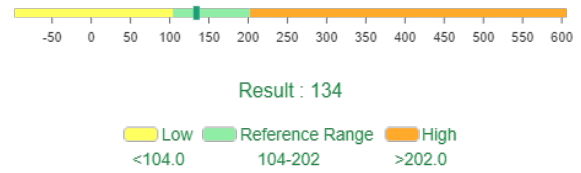


Apolipoproteins A1

This test measures the unconjugated bilirubin levels formed in the blood. Some Bilirubin gets bound to a certain protein (albumin) in the blood and is not removed from the body directly. This type of bilirubin is called unconjugated, or indirect, Bilirubin.

134 mg/dL

Your Indirect Bilirubin Level is within recommended Reference Range.



Ratio

This test measures the liver enzyme SGOT (AST) levels in the blood. SGOT is an enzyme found in multiple organs of the body including the liver. When the liver is damaged, SGOT may leak into the bloodstream. Biliary Enzyme levels help in identifying Liver diseases or damages.

1.08

Your SGOT Level is within recommended Reference Range.

Result: 1.08

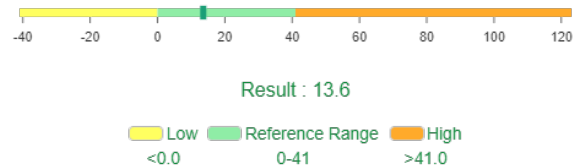
Status: 1.08

RDW (Red Cell Distribution Width)

This test measures SGPT (ALT) levels in the liver. It is an enzyme made by the liver cells, which helps the liver convert food into energy. SGPT helps to identify liver damage or disease.

13.6 %

Your SGPT (ALT) Level is within recommended Reference Range.

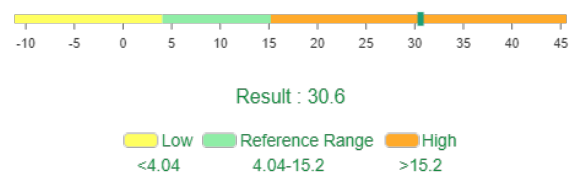


Prolactin

This test measures the total amount of two different protein, albumin and globulin, in the body. Total Protein Levels help measure the nutritional state of the body or identify liver and kidney disorders.

30.6 ng/mL

Your Total Protein Level is High. A High protein level may be due to Dehydration or Infections such as Viral Hepatitis B or C or HIV. In rare cases it might be caused due to certain cancers. For further diagnosis, results need to be correlated with other tests as recommended by your physician.

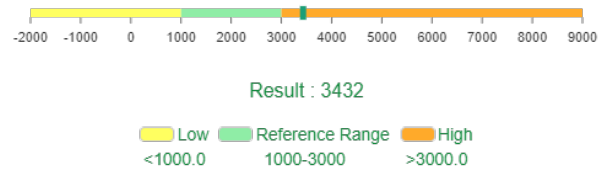


Absolute Lymphocyte Count

This test measures the total amount of albumin protein in blood and helps to identify liver and kidney disorders. Albumin is produced by the liver and keeps fluid from leaking out of blood vessels, nourishes tissues, and transports hormones, vitamins, drugs, and substances like calcium throughout the body.

3432 /c.mm

Your Albumin Level is High. High albumin levels can be a result of dehydration or severe diarrhea. Other reasons include Viral or Bacterial infections and certain heart conditions. Please consult with your physician for further analysis and treatment.

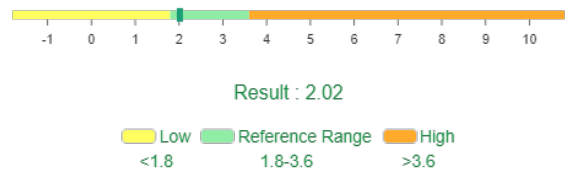


Globulin

This test measures the levels of a Globulin in the blood and helps to identify liver and kidney disorders. The globulins are a varied group of proteins, some produced by the liver and some by the immune system. They help fight infection and transport nutrients.

2.02 g/dL

Your Serum Globulin is within recommended Reference Range.

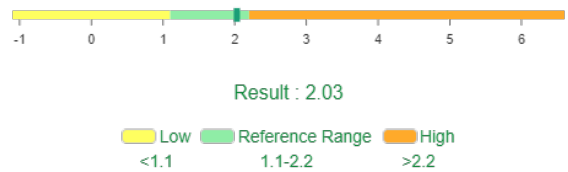


A/G Ratio

This test measures the ratio of albumin to globulin in the blood to identify the nutritional state in the body.

2.03

Your A/G ratio is within recommended Reference Range.

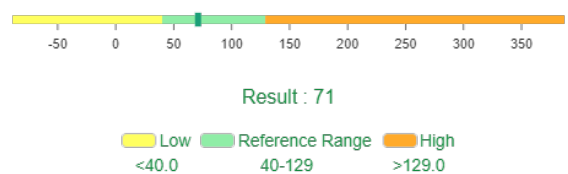


Alkaline Phosphatase

This test measures ALP enzyme in the blood, which helps to breakdown the proteins. It plays a vital role in liver function and bone development. ALP helps to identify liver and bone disorders.

71 U/L

Your ALP Level is within recommended Reference Range.



HORMONAL TEST

ReportedOn : 05/08/2022 18:56

Visit Number :

7 Within Range, 2 Outside Range

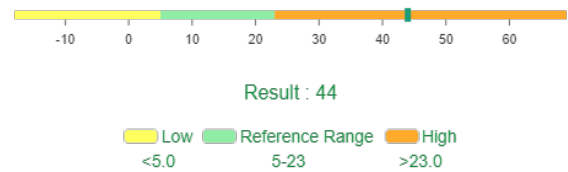
To know more, [Click here](#)

Apolipoproteins B

This test measures the level of cortisol in the blood. Cortisol is a steroid that is produced by the adrenal gland. A cortisol test is used to help diagnose disorders of the adrenal gland like Cushing's syndrome, a condition that causes your body to make too much cortisol, and Addison disease, a condition in which your body doesn't make enough cortisol.

44 mg/dL

Your Cortisol Level is Low. A Low level may indicate Addison's disease. Please consult with your physician for further tests to accurately diagnose the condition and its treatment.

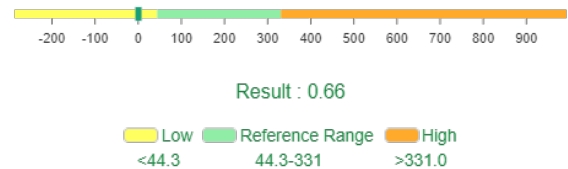


Bilirubin- Indirect

This test measures the level of (dehydroepiandrosterone sulfate) DHEA-Sulfate hormone in the blood. DHEA is changed into DHEA-S in your adrenal glands and liver. DHEAS plays an important role in making the male sex hormone testosterone and the female sex hormone estrogen. The test is used to diagnose disorders of the adrenal gland or hormonal imbalances.

0.66 mg/dL

Your DHEA - sulphate (DHEAS) Level is within reference range.

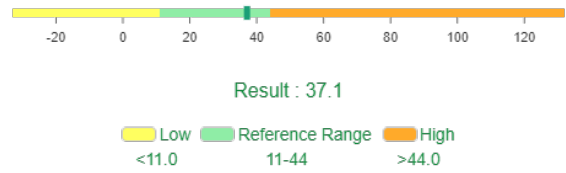


E2 - Estradiol level

This test measures the level of estradiol hormone in the blood. Estradiol plays a key role in the development of the female reproduction system, including the uterus, fallopian tubes, vagina, and breasts. The estradiol test can also indicate how well the ovaries are working and can help your doctor determine if you're preparing to enter menopause or you're already going through the transition.

37.1 pg/mL

Your Estradiol Level is within reference range.

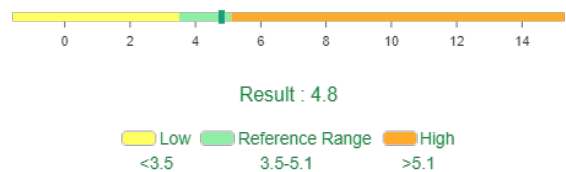


Potassium

This test measures the level of progesterone hormone in the blood. Progesterone is the steroid hormone that helps to prepare the woman's body for pregnancy. Progesterone plays an important role in pregnancy as it helps make your uterus ready to support a fertilized egg. This test is used to identify problems associated with woman's fertility.

4.8 mmol/L

Your Progesterone Level is within reference range.

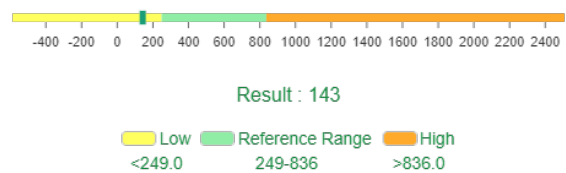


Sodium

This test measures the level of testosterone hormone in the blood. Testosterone is the male hormone responsible for developing male physical characteristics. A testosterone levels test may be used to diagnose several gender related conditions in males and females and also to monitor hormone therapy treatment.

143 mmol/L

Your Testosterone Level is within reference range.

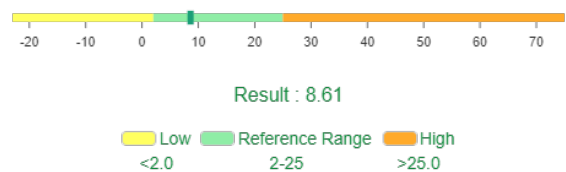


Insulin (Fasting)

This test measures the level of free or unattached testosterone hormone in the blood. Most of testosterone in the blood is attached to Proteins while less than 4% circulates freely in the blood. Testosterone is the male hormone responsible for developing male physical characteristics. A free testosterone levels test may be used to diagnose several gender related conditions in males and females and also to monitor hormone therapy treatment.

8.61 µIU/mL

Your Free Testosterone Level is within reference range.

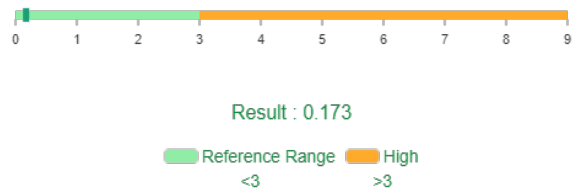


HsCRP-High Sensitivity CRP

This test measures the level of Sex Hormone binding Globulin (SHBG) in the blood. SHBG helps to evaluate the levels of testosterone, estradiol or DHT present in the body. Around 60% of the testosterone is bound to SHBG in the body. The test is most often used to find out how much sex hormones is going to the body's tissues.

0.173 mg/L

Your Sex Hormone binding Globulin(SHBG) Level is within reference range.

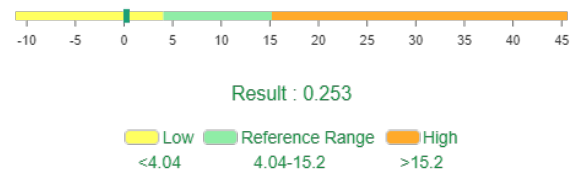


Progesterone

This test measures the level of prolactin in the blood. Prolactin is a hormone made by the pituitary gland. A prolactin levels test is most often used to help find the cause of a woman's menstrual irregularities and/or infertility. In men, it is used to find the cause of a man's low sex drive and/or erectile dysfunction.

0.253 ng/mL

Your Prolactin level is high. A high level may be a result of Prolactinoma, Hypothyroidism or certain Liver diseases. Please correlate with other tests and consult with your physician for further analysis and treatment.



LDL/HDL RATIO

This test measures the level of luteinizing hormone in the blood. LH plays an important role in sexual development and functioning. This test is used to identify too much or too little LH which can cause a variety of problems, including infertility, menstrual difficulties in women, low sex drive in men, and early or delayed puberty in children.

1

Your Luteinizing hormone level is within reference range.

CANCER TEST

ReportedOn : 05/08/2022 18:56

Visit Number :

1 Within Range, 0 Outside Range

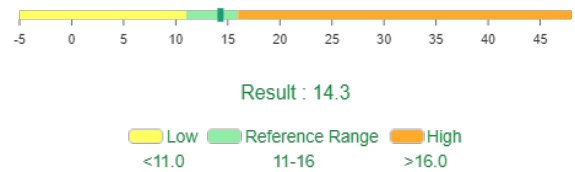
To know more, [Click here](#)

Prothrombin Time

A prostate-specific antigen (PSA) test measures the level of PSA in your blood. The prostate is a small gland that is part of a man's reproductive system. PSA is a substance made by the prostate and is mostly found in semen with low PSA levels in their blood. This test is used to evaluate risk or presence. of prostate cancer.

14.3 sec

Your Prostate-specific antigen (PSA) Level is within recommended range.



PANCREATIC TEST

ReportedOn : 05/08/2022 18:56

Visit Number :

1 Within Range, 1 Outside Range

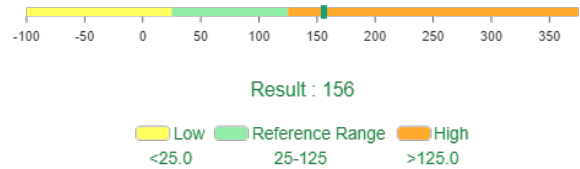
To know more, [Click here](#)

Amylase level

This test measures the amount of amylase in the blood or urine. Amylase is an enzyme produced by pancreas that helps you digest food. This test is used to identify pancreatic disorders and monitor patients under treatment for pancreatitis.

156 U/L

Your Sr. Amylase Level is High. High level is usually due to acute pancreatitis (a sudden and severe inflammation of the pancreas), pancreatic duct obstruction, or some genetic genetic abnormalities. Please correlate with other tests in the pancreatic profile for accurate diagnosis and consult with your physician for corresponding treatment.



HOMA IR index

This test measures the amount of lipase in the blood or urine. Lipase is an enzyme that helps your body digest fats and is released by the pancreas. This test is used to identify pancreatic disorders and monitor patients under treatment for pancreatitis.

1.13

Your Sr. Lipase Level is within reference range.

Result: 1.13

Status: 1.13

DIABETES TEST

ReportedOn : 05/08/2022 18:56

Visit Number :

2 Within Range, 0 Outside Range

To know more, [Click here](#)




HbA1C- Glycated Haemoglobin

The test measures how much glucose is bound to hemoglobin in your blood and is equivalent to the average blood glucose (sugar) levels for the last two to three months. The test is a better indicator of your glucose levels over a longer period of time and is used to diagnose diabetes or to monitor diabetic patients under treatment.

5.4 %

Your HbA1C Level is within recommended Reference Range. If you are diabetic under treatment, you have a good control on your glucose levels.

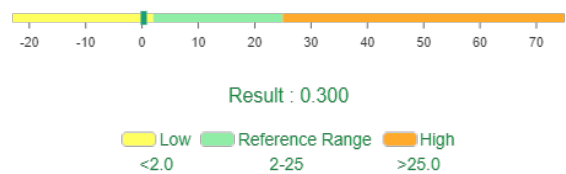


Free/Total PSA ratio

This test measures the levels of insulin in your blood. Insulin is a hormone that helps carry blood sugar from your bloodstream into your cells. Insulin regulates the amount of glucose in your blood and body.

0.300

Your insulin levels are within recommended Reference Range.



ELEMENTS TEST

ReportedOn : 05/08/2022 18:56

Visit Number :

1 Within Range, 1 Outside Range

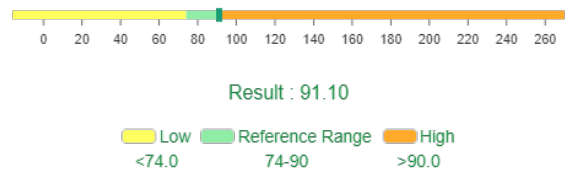
To know more, [Click here](#)

Selenium, Serum by ICPMS

This test measures the amount of selenium in the blood. Selenium works as an antioxidant along with vitamin E to protect the cells.

91.10 µg/L

Your Selenium Level is High. A High level may indicate a change in consciousness, irritation in the eyes and mucous membranes.

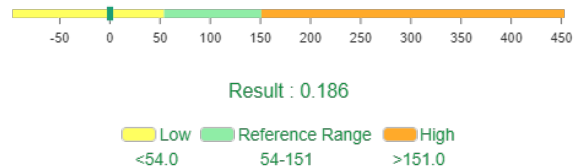


Free-PSA (Prostate Specific Antigen)

This test is used to measure the amount of Zinc in your bloodstream and diagnose zinc deficiency or other health conditions related to low or high amounts of Zinc in your body. Zinc is a mineral that your body uses for fighting off infections and producing cells. It's important for healing injuries and creating DNA, the genetic blueprint in all of your cells.

0.186 ng/mL

Your Zinc levels are within recommended reference range.



THYROID TEST

ReportedOn : 05/08/2022 18:56

Visit Number :

4 Within Range, 0 Outside Range

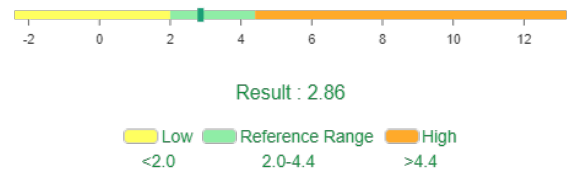
To know more, [Click here](#)

Free T3

This test measures a hormone called triiodothyronine or T3, to assess thyroid function. The Free T3 hormone is free or unbound in the blood. Free T3 results are evaluated with other thyroid testing results (TSH and T4) for accurate diagnosis.

2.86 pg/mL

Your Free T3 Level is within recommended Reference Range. However, please infer along with TSH Levels to rule out any abnormalities.

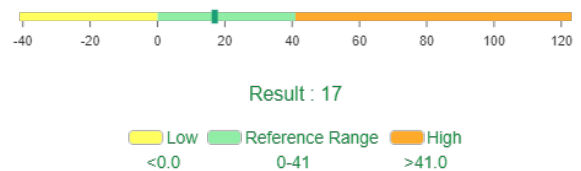


SGPT (ALT)

This test measures a hormone called thyroxine or T4, to assess thyroid function. The Free T4 hormone is free or unbound in the blood. Free T4 results are evaluated with other thyroid testing results (TSH and T3) for accurate diagnosis.

17 U/L

Your Free T4 Level is within recommended Reference Range. However, please infer along with TSH Levels to rule out any abnormalities.

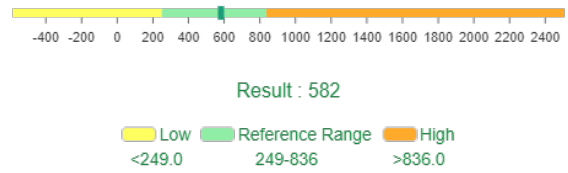


Testosterone (Total)

This test measures thyroid-stimulating hormone (TSH) in the blood. It plays a vital role in regulating body weight, temperature, muscle strength, and even mood. If your Thyroid is underactive, your body will produce more TSH to try to correct and offset the underactive Thyroid gland.

582 ng/dL

Your TSH Level is within recommended Reference Range. If you are currently under Thyroid medication, please consult your physician for further analysis.

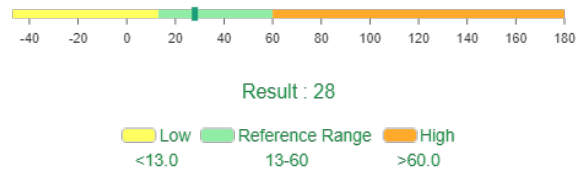


Lipase

This test measures thyroglobulin (Tg) antibodies in the blood. This protein is produced in the thyroid gland and is the building block of the thyroid hormones T4 and T3. This test is conducted to determine hypothyroidism or hyperthyroidism in addition to TSH Test.

28 U/L

Your Tg Level is Normal or Within Range.



VITAMIN TEST

ReportedOn : 05/08/2022 18:56

Visit Number :

2 Within Range, 0 Outside Range

To know more, [Click here](#)

SHBG (Sex Hormone Binding Globulin)

This test measures the levels of Vitamin D in the body. Vitamin D helps the body use calcium thus helping to strengthen the bone. It also prevents certain chronic illnesses and autoimmune diseases.

35.4 nmol/L

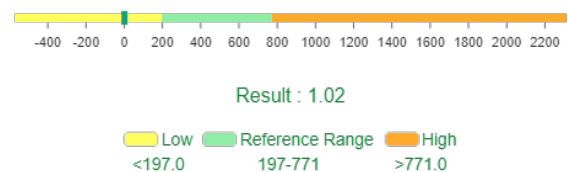
Your Vitamin D Total Level is within recommended range.

TSH(Ultrasensitive)

This test measures the levels of Vitamin B12 in the body. Vitamin B12, also known as cobalamin, is a water-soluble vitamin involved in the metabolism of every cell of the human body. It is vital to maintain healthy nerve tissue, red blood cell production and brain function. This test is also ordered with a Complete Blood Count Test Panel to better understand Anemias.

1.02 µIU/mL

Your Vitamin B12 Level is within recommended range.



IRON TEST

ReportedOn : 05/08/2022 18:56

Visit Number :

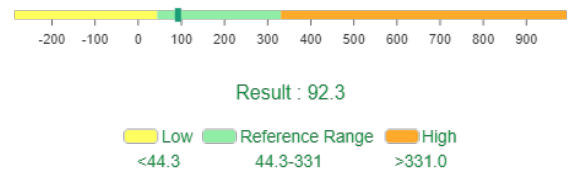
1 Within Range, 0 Outside Range

To know more, [Click here](#)**DHEAS (Dehydroepiandrosteronedione Sulphate)**

This test measures the amount of Ferritin stored in the body - specifically blood serum. Ferritin is the protein that stores iron and releases it when the body needs it. The test is used to diagnose and monitor Iron Deficiency or Overload and also can be a follow up test if your physician finds some concerns with your complete blood count tests.

92.3 µg/dL

Your Serum Ferritin Level is within recommended range.



CARDIAC MARKERS

ReportedOn : 05/08/2022 18:56

Visit Number :

6 Within Range, 1 Outside Range

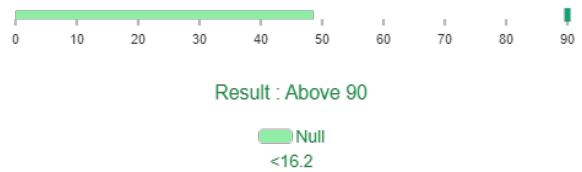
To know more, [Click here](#)

eGFR (CKD-EPI)

This test measures amount of Homocysteine in the blood. Homocysteine is a common amino acid - a chemical your body uses to make proteins. It is mostly gained via meat consumption. Abnormal homocysteine is linked to deficiency of vitamins B6, B9, or B12 and is an early indicator of risk of heart attack or stroke.

Above 90 ml/min/1.73 sq m

Your Homocysteine Level is within recommended range.

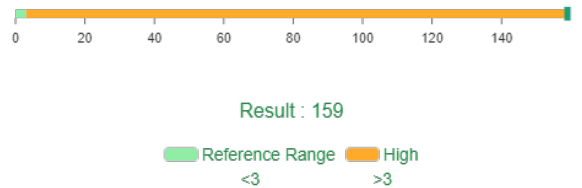


Ferritin

This test measures high-sensitivity C-reactive protein (HS-CRP) in the blood. C-reactive protein (CRP) is a substance produced by the liver in response to inflammation. Its level increases in the blood with inflammation and infections. The standard CRP test measures high levels of the protein to find different diseases that cause inflammation while the HS-CRP test measures low levels and focuses on the risk of heart disease and stroke.

159 ng/mL

Your HS-CRP Level is within recommended range.

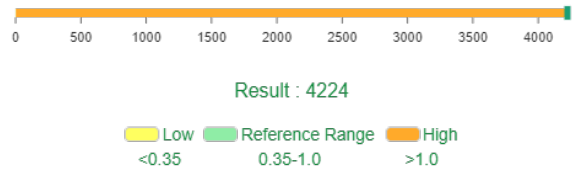


Absolute Neutrophils Count

This test measures the ratio of Apolipoprotein A1 and Apolipoprotein B. Apolipoproteins are essential for lipoprotein metabolism. This helps to analyze the risk of cardiovascular disease.

4224 /c.mm

Your Apolipoproteins (A1/B) Level is within recommended range.



Homocysteine

This test measures the Lipoprotein A in the blood. Lipoproteins are substances made of protein and fat that carry cholesterol through your bloodstream. Lipoprotein (a) is a type of LDL (bad) cholesterol but is genetic while LDL levels are usually driven by lifestyle and diet. A high level of lipoprotein (a) may mean you are at risk for heart disease.

12.82 µmol/L

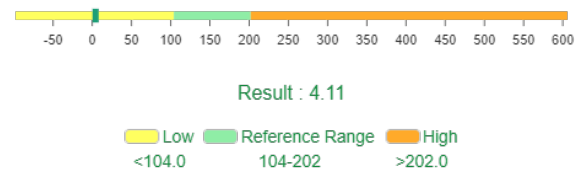
Your Lipoprotein (a) Level is within recommended range.

Albumin

This test measures the Apolipoprotein A1 a protein component of high-density lipoprotein (HDL) in the blood. Apolipoprotein A-I (apo A-I) is a protein that has specific roles in the transportation and metabolism of lipids. This test is used to measure the risk of heart disease.

4.11 g/dL

Your Apolipoprotein A1 Level is within recommended range.

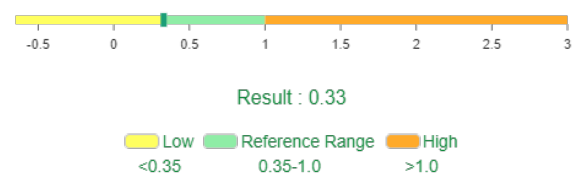


Apolipoprotein B/A1 Ratio

This test measures the amount of Apolipoprotein B in the blood. Apolipoprotein B is a protein that is involved in the metabolism of lipids and is the main protein constituent of lipoproteins such as very low-density lipoprotein (VLDL) and low-density (LDL) lipoprotein. This test is used to evaluate the risk of heart disease.

0.33

Your apolipoprotein B Level is Low. A Low level is usually not a concern.



Index

This test measures the lactate dehydrogenase (LDH). LDH is a type of protein, which contributes to making the body energy and is found in almost all the body's tissues, including those in the blood, heart, kidneys, brain, and lungs. When tissues are damaged, they release LDH into the bloodstream, hence this test is used to identify tissue damage.

Result: 92.31

Status: 92.31

92.31 %

Your LDH Level is within recommended range.

AUTO IMMUNE TEST

ReportedOn : 05/08/2022 18:56

Visit Number :

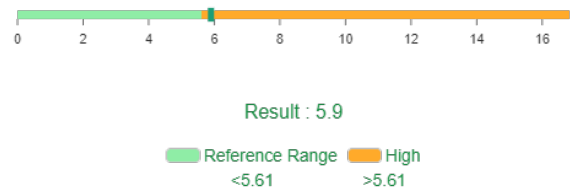
1 Within Range, 0 Outside Range

To know more, [Click here](#)**Lipoprotein(a)**

This test measures TPO antibodies levels in the body. TPO antibodies are produced develop when a person's immune system mistakenly targets components of the thyroid gland. Thyroid antibodies test is used to help diagnose autoimmune disorders of the Thyroid.

5.9 mg/dL

Your TPO results are Negative. Negative implies that your thyroid symptoms are not caused by an autoimmune disease. Please correlate with other tests for accurate diagnosis and corresponding treatment.



REMARKS AND NOTES

ReportedOn : 05/08/2022 18:56

Visit Number :

This section includes your Pathologist's remarks and notes and also test results which are currently not covered in your smart report. Please refer to your PDF report for details, Tests in this section do not factor into the health score shown in this report.

Control (MNPT)

13.2 sec

Gamma GT (GGTP)

15 U/L

Glucose fasting

93 mg/dL

Total Leucocytes (WBC) count

8,800 cells/cu.mm

Beta cell function

96.30 %

G6PD test by kinetic method

139.16 units/dl of blood

G6PD-quantitative, blood by Kinetic method

Not Deficient,9.16 Units/gm of HB

IGF-1 (Somatomedin C)

103.00 ng/mL

Insulin sensitivity

88.80 %

PTH-(Intact Molecule),serum

48.9 pg/mL

Remark

Normochromic Normocytic

Age

46 Years

Race

other

Trichomonas Vaginalis

Absent

Transparency (Appearance)


Clear

Reaction (pH)

6.5

EARLY DIAGNOSIS FOR EARLY RECOVERY

COMPLETE RANGE IN FEVER DIAGNOSIS



Comprehensive Fever Panels offered

Panels	Test Parameters	Test Codes	Offer Price (₹)