



Pomerol Partners

Introduction

Friday, 24 May 2024



Introduction to Pomerol Partners

Pomerol Partners helps companies like yours **grow their business through more effective use of data**

Pomerol's Model



1 Partner : 10 Consultants



5 Core Business Practices

Data Strategy, Data Analytics, Data Engineering, Data Science, and Data Products.



4 Regions Worldwide

75+ employees and 6 Partners covering the USA, UK, Australia and Portugal

Our Consultants



True Global Team

Our consulting teams collaborate across regions to support client projects on a daily basis – this is the norm – not the exception



Employee Collaboration

Our employee secondment program leads to closer working relationships across regions fostering a culture of collaboration



Talent & Retention

With a true path to partnership, we attract and retain the most talented consultants

Our Clients



Reputation Built On Results

Our results speak for themselves: over 80% of our work is referral, recommendation or repeat business



Industry Agnostic

Our consulting teams have experience in your industry and will engineer a solution to match your business process



Client Experience

Client experience means the world to Pomerol – you will receive personalized and attentive service

Our Technology Alliances



Elite Qlik Partner 10 Years +

We are an Elite partner of Qlik – we hold a seat on the Global Partner's Advisory Counsel – and we have completed 400+ Qlik projects



Microsoft Solutions Partner

Data & AI Solution Partner. We have delivered projects across the Microsoft data stack including Power BI, Fabric and more.



Technology Agnostic

Our range of technology alliances enables our consulting teams to work with the technology that fits best your strategy and business needs

What We Do At Pomerol Partners

Pomerol builds industry leading business-focused data solutions. We are not general technologists; we specialize in data and data-driven projects. We provide business value to our clients through simplifying data and making data actionable

Data Strategy

Analytics TO WIN[®] is Pomerol's answer to crafting a practical and prescriptive Data Management and Analytics Strategy as quickly and efficiently as possible

Data Engineering

We work with you to extract, cleanse, organise, curate, and catalog your data throughout its entire lifecycle from creation to the time it's archived using best-in-class tools

Data Analytics

Dashboards that empower data discovery and channel insights to decision makers. We automate analytic workflows, build scheduled report distribution, and embed operational alerting

Data Science

We help you identify future outcomes and trends by layering automated machine learning models over your data landscape. Predictive analytics drives value through better planning and proactive decision making

Data Products

We partner with you to build bespoke data driven commercial products leveraging the latest web development tools sets - Subscription based platforms, customer portals, analytic mashups in public facing websites

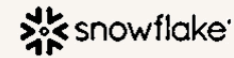
Our Technology Alliances

Pomerol has deep consulting expertise across a broad range of technology vendors – and while we have long-standing technology alliances, we will deliver your project leveraging the technology that best suits your needs

Acquire



Store



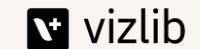
Transform



Predict



Analyze



Govern




Industry / Department Experience

We have worked with a huge range of industries and virtually every department


 Financial Services/Banks/Credit Unions

 Manufacturing


 Retail & CPG

 Transportation/Logistics

 Construction/Engineering

 Medical Devices

 Real Estate

 Insurance

 Sales


 Operations

 Finance/Accounting

 Production

 Operations

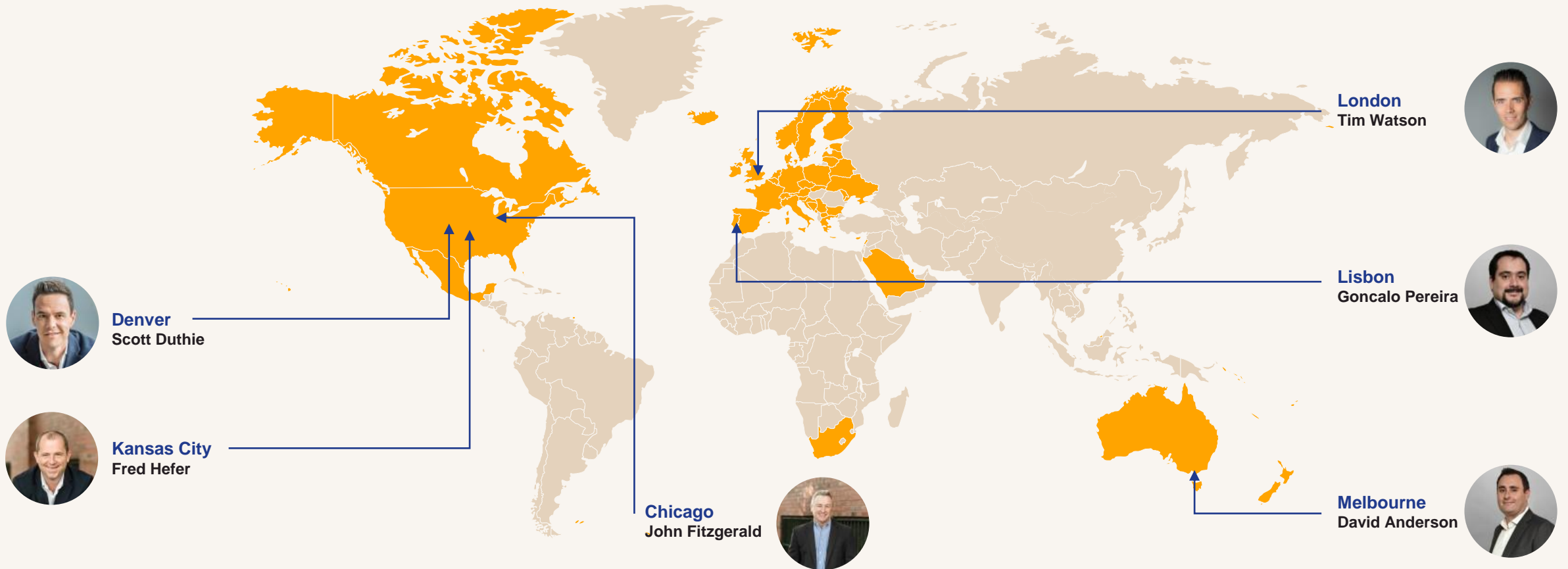
 Supply Chain/Logistics

 Purchasing



 Marketing

International Reach - Local Accountability

Pomerol Partners support clients from around the world through our regional hubs in the Europe and the United States



Microsoft Credentials



Pomerol Power BI Training Offerings

- Packaged training workshops ranging from introductory courses for beginners to advanced training for experienced developers
- Workshops can be tailored to meet your specific needs
- Our trainers are developers with real world experience of delivering Power BI
- Ongoing support after completion of training workshops
- Available Courses:
 - Advanced Data Modelling
 - DAX-in-a-Day
 - Paginated Reports-in-a-Day
 - Admin-in-a-Day
 - End User Training

The screenshot shows the DAXStudio interface with a DAX query in the main editor and its execution results in the bottom pane. The query is:

```
1.0 EVALUATE
1.1 ADDCOLUMNS (
1.2     SUMMARIZE (
1.3         Sales, [Calendar Year],
1.4         'Product' [Category Name] ),
1.5         "Sales", [Sales Amount],
1.6         "Margin", [Margin]
1.7     )
1.8 )
```

The execution results pane shows the following performance metrics:

Total	SE CPU	Line	Subclass	Duration	CPU	Rows	KB	Query
550 ms	0 ms	1	SQL	301	0			SELE
	x0.0	2	SQL	231	0			SELE

Below the execution results, there is a summary of the query execution:

SE Queries	SE Cache
2	0

At the bottom, there is a status bar showing the current position in the query: Ln 18, Col 2. The system tray shows the date and time: 10/31/2018 1:47:21 AM.

The screenshot shows a Power BI report titled "Country Sales Performance" for the year 2016 and the United States. The report includes a table with columns for Salesperson, Sales, Trend, Country %, Overall %, Quota, and Variance. The data is as follows:

SALESPERSON	SALES	TREND	COUNTRY %	OVERALL %	QUOTA	VARIANCE
UNITED STATES	\$204,798,386		20.76%	100.00%	\$195,050,000	5.00%
Linda Mitchell	\$42,513,686		20.76%	20.76%	\$39,000,000	9.01%
Michael Blythe	\$37,631,782		18.38%	18.38%	\$23,000,000	63.62%
Jillian Carson	\$31,894,184		15.57%	15.57%	\$32,000,000	-0.33%
Shui Ito	\$24,585,356		12.00%	12.00%	\$24,500,000	0.35%
Tavi Reiter	\$23,151,856		11.30%	11.30%	\$23,250,000	-0.42%
Tete Mensa-Annan	\$15,765,622		7.70%	7.70%	\$15,550,000	1.39%
David Campbell	\$15,730,129		7.68%	7.68%	\$15,000,000	4.87%
Pamela Ansan-Wolfe	\$13,525,771		6.60%	6.60%	\$22,750,000	-40.55%
TOTAL	\$204,798,386				\$195,050,000	5.00%

The report also includes a "View Report" button and a "Run at 10/31/2018 1:47:21 AM" timestamp. The page number is "Page 1 of 1".

pomerol

We simplify data to help businesses grow.

UNITED STATES

Kansas City

10900 S Clay Blair Blvd
Suite 1900
Olathe
KS 66061

T: +1 (816) 500 5316

Chicago

1933 N Campbell Ave
Suite 1N
Chicago
IL 60647

T: +1 (773) 831 7773

EUROPE, MIDDLE EAST & AFRICA

London

Level 8, One Canada Square
Canary Wharf
London
E14 5AA
United Kingdom

T: +44 (0) 203 998 3253

Lisbon

Parque Suécia – Suécia I
Av. do Forte Nº3
2ºPiso – Sala 3.30
2790-072 Carnaxide
Portugal

T: +351 96 428 8338

<https://pomerolpartners.com/>

<https://www.linkedin.com/company/pomerolpartners/>

