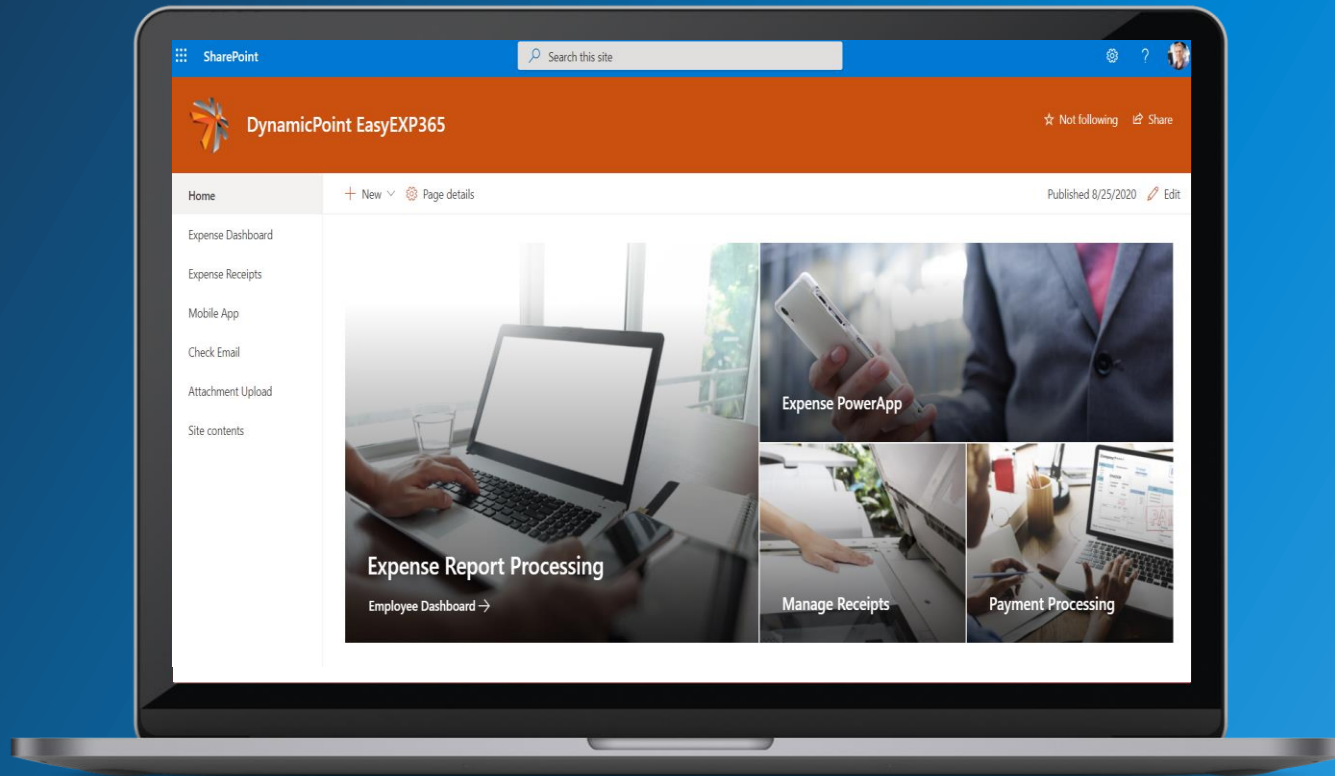


Quick Tour

EASYEXP365 EMPLOYEE EXPENSE MANAGEMENT



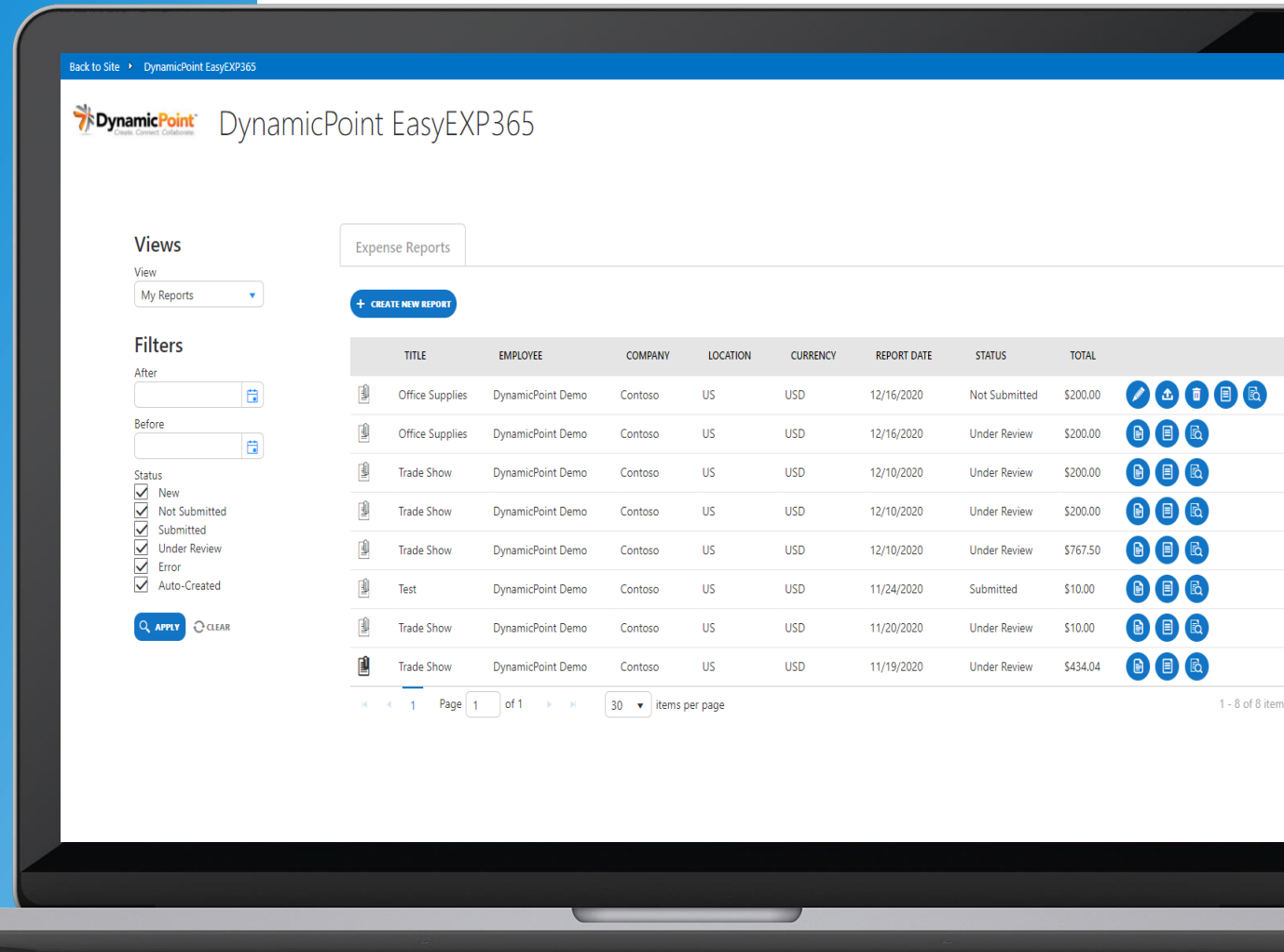
Expense Management for Office 365

EASYEXP365 by DynamicPoint is your affordable yet robust Office 365 based employee expense management solution.

Expense Management for Office 365

Leverages the utility of **Power Apps** and **SharePoint**

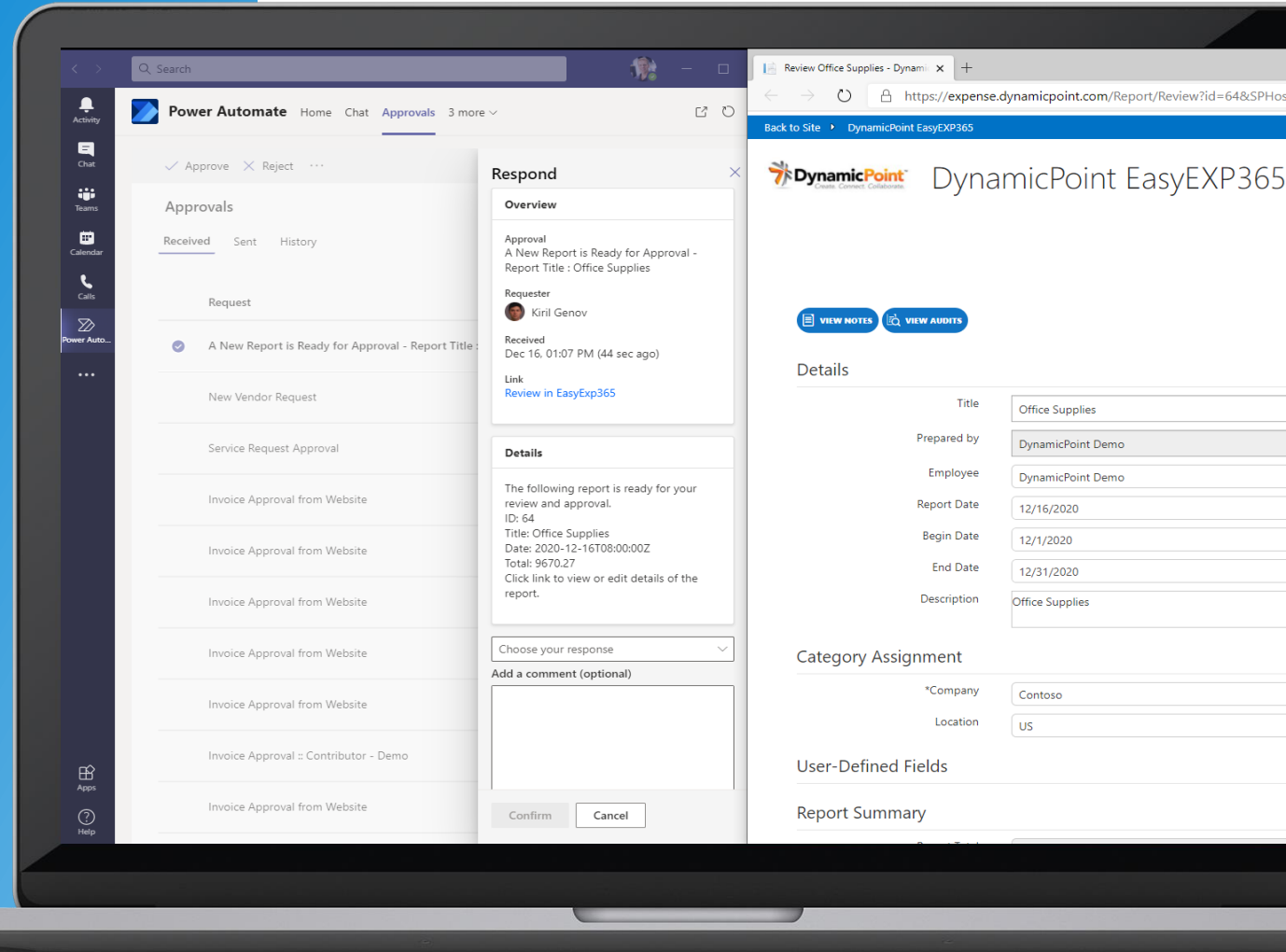
- Capture Receipts and Record Expenses Directly from a Power Mobile App
- Manage Expense on a SharePoint based Expense Management Dashboard



Expense Management for Office 365

Leverages the endless workflow capability of **Microsoft Power Automate**

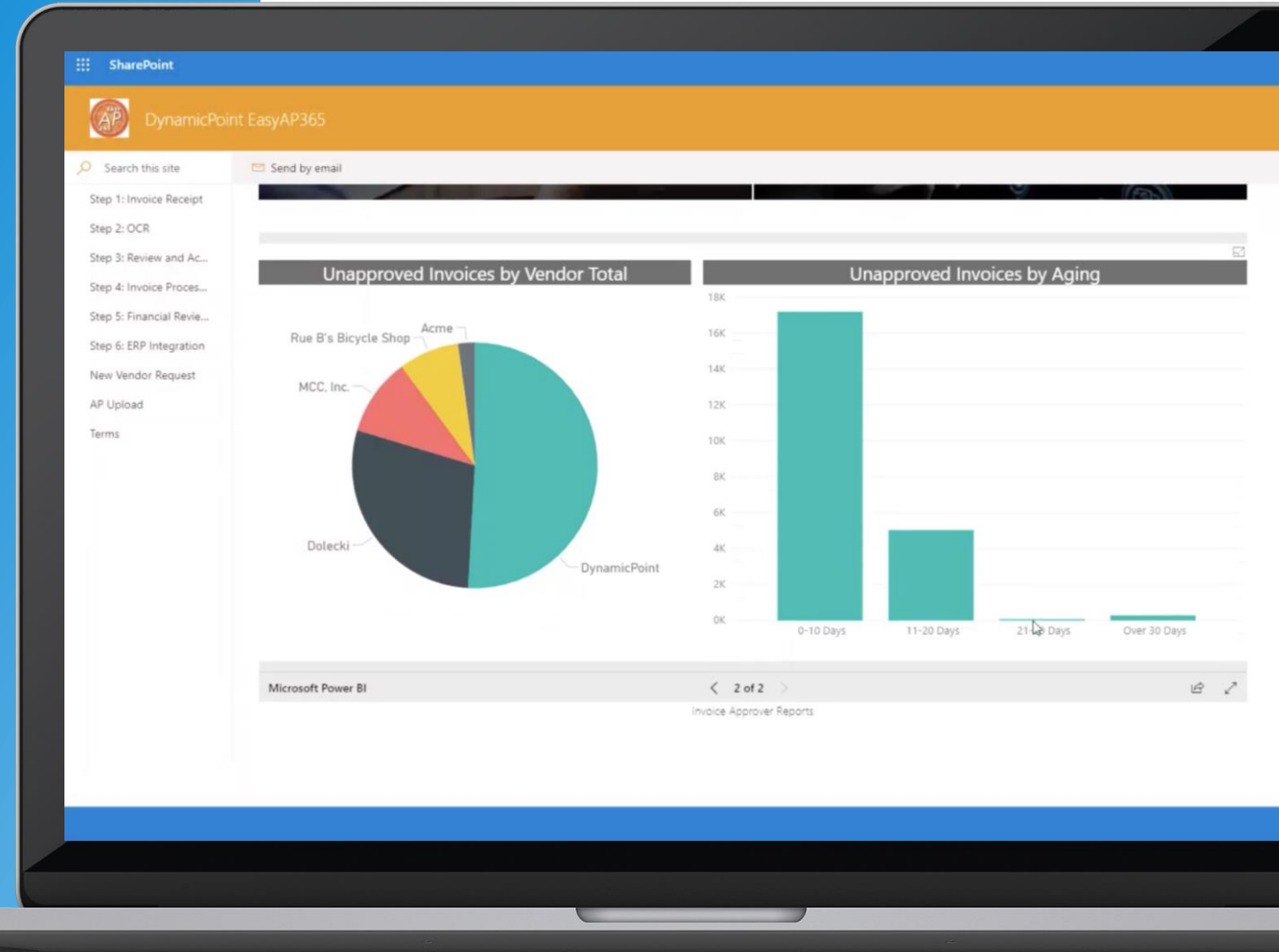
- Dramatically simplified manual receipt review and approval process
- Review and approve from Outlook, Microsoft Teams, your website or mobile app



Expense Management for Office 365

Leverages the business intelligence
Microsoft Power BI

- Analyze spending across flexible categories (including departments, locations, and cost centers)
- Monitor expense report aging and overdue-approval tasks with configurable reporting



EASYEXP365 Features & Functionalities



Integrated OCR

Extract receipt data elements using Office 365 Integrated OCR



ERP Integration

Occurs in real-time, so no more importing and exporting



Incidental, Mileage & Credit Card

Manage employee out of pocket as well as corporate credit cards



Office 365-Based

All your data securely hosted in Office 365 SharePoint

Your 1 Stop Shop for 4 Stages of Expense Management



Expense Capture



Management



Review



Integration



Expense Capture

EASYEXP365 lets employees capture expenses and associated receipts in a variety of fashions:



Email

expense receipts can be emailed in for collection and expense type coding



Mobile App

receipts can be scanned and submitted using a Power App



Mobile Upload

if an employee just wants to capture the receipt but classify it later, the receipt can be uploaded from their mobile OneDrive app



Fax, Scan, Drag-and-drop, And More

easily fit the system to your existing expense receipt process



Management

EASYEXP365 Expense

Processing Dashboard is your one-stop source for managing and monitoring all employee expense reports in the system so you can:



Automatically capture receipt metadata
using Office 365-integrated OCR



View new expense reports
with a single click and attach any supporting documentation



Assign GL account line-items or associate to credit cards.
credit card and out of pocket expense can be managed for assignment



Select different expense types
code expenses to expense type for GL account assignment



Enforce corporate policies
capture additional details using user defined fields and a policy enforcing rules engine



Workflow

EASYEXP365 automatically
kicks off upon expense report
submission:



Configurable workflow

Leverages Power Automate



Multiple methods of approval accommodated



Lightning-fast access

to expense report details enhances approval/rejection decision-making



Choose which reviewers or approvers can edit/annotate/assign expense reports



Route to reviewers/approvers

Via Outlook, Microsoft Teams, your website or mobile app



See full audit history of every workflow step



Integration

Integration and its corresponding functionality are the primary focus of **EASYEXP365:**



Integrates employee expenses

Regardless of source direct to your ERP application



Integration framework

Allows for configuration/mapping to GL accounts and cost accounting objects



Occurs in real time



No importing/exporting

More Information

Product Page

<https://www.dynamicpoint.com/expense-reimbursement/>

Pricing

<https://www.dynamicpoint.com/expense-reimbursement-product-pricing/>

Video Demo

<https://www.dynamicpoint.com/product-video-gallery/#cbpf=.expensereimbursement>

Ready to Take the Next Step?



Email

info@dynamicpoint.com



Schedule Demo

www.dynamicpoint.com/schedule/