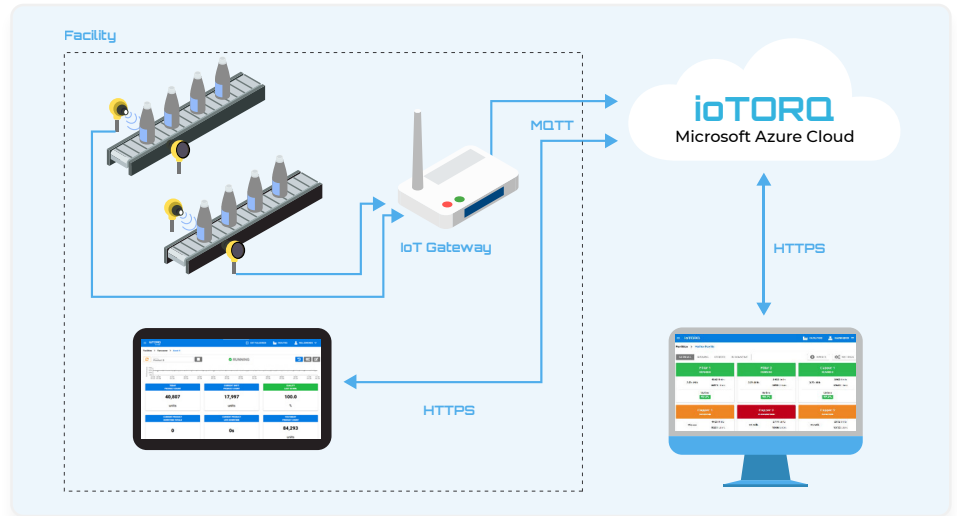



**ioTORQ LEAN** software enables cost-effective, automatic monitoring of production assets to identify, quantify and prioritize continuous improvement opportunities and determine critical manufacturing metrics in real time, including Overall Equipment Effectiveness (OEE).



Experience immediate benefits with **ioTORQ LEAN** by unlocking the full potential of your assets, achieving manufacturing excellence and maximizing productivity.

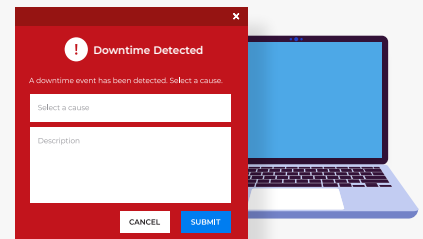
### Simple & Cost-Effective Deployment

- Simply Install -> Collect Data -> Monitor -> Improve
- Flexible asset and plant network integration
- Typical ROI of less than 3 months



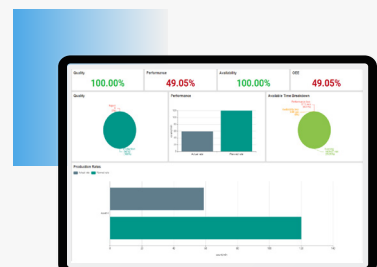
### Powerful Analytics

- Rapidly respond to unplanned downtime to minimize losses
- Understand & optimize asset performance and scheduling
- Maximize productivity with real time OEE & KPI data



### Advanced Reporting

- Prioritize the improvement process with Pareto charts
- Quantify Overall Equipment Effectiveness (OEE)
- Benchmark assets, facilities & shift performance



## ioTORQ Statistics

- ✓ Hosting **10Bn** data points for **500** facilities
- ✓ Over **99.9%** uptime and unlimited scaling
- ✓ Compatible with **hundreds** of IoT devices & sensors
- ✓ **\$100M** total savings identified for our customers

## Features



### Realtime Monitoring

Track asset downtime, quality and productivity to determine real time Overall Equipment Effectiveness (OEE).



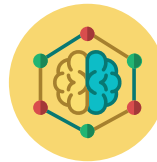
### Flexible Data Integration

Each of our preferred IoT gateways can connect up to eight devices, either directly or via PLCs, with digital or Modbus comms.



### Powerful Reporting

Generate asset, facility or group performance dashboards and inform continuous improvement with Pareto charts.



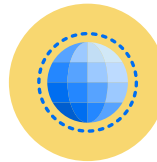
### Machine Learning

Our advanced analytics module utilizes machine learning algorithms to enhance asset optimization and maximize cost savings.



### Automated Alerts

Set thresholds and receive real time notifications to identify and track downtime, productivity, quality and maintenance issues.



### Multisite Overview

Create dashboards with live data from multiple facilities and perform benchmarking of assets across the organization.

## Our Software Customers

“With ioTORQ we have delivered performance gains across our facilities”

**VP CONTINUOUS IMPROVEMENT**

“Panevo has delivered significant cost savings across our facilities”

**VP CI AND CORPORATE RESPONSIBILITY**

“With ioTORQ we have enabled operational cost savings and avoided losses”

**ENERGY LEADER**

Contact us to arrange a demo and learn more

✉ [INFO@IOTORQ.COM](mailto:INFO@IOTORQ.COM)

☎ +1 604 563 4055

🌐 [PANEVO.COM](http://PANEVO.COM)

🌐 @PANEVO

