

Our award-winning & top-ranked solution for financial institutions



“We were among the first to identify the massive potential Opensee’s platform offered in taking trade analytics to the next level.”



“We can now immediately access comprehensive information ahead of any execution.”

Global Asset Manager


“Opensee is leading financial analytics with great power to centralize fragmented data.”

Multi-strategy Hedge Fund

Problems we solve


- **Fragmented data sets:** Orders, RFQ, executions, axis, financing, market data, etc.
- **Difficult to analyze in T0** your executions and replay execution with others...
- **No capacity to cross analyze** historical trading activity at granular level (ISIN, time series, counterparts...) in any dimension.
- **Difficult to share** activity and results with the right permissioning to internal & external clients.
- **Costs too high** to manage and analyze huge volumes of fragmented data.

Business benefits




Analyze your trading activity on the fly

Get access to 100% of your data, down to any historical trade level details for a comprehensive understanding of your activity.




Centralize your trading information & market data

into a single environment without limitations on volume, granularity, and speed.




Deliver post trading intelligence

Improve your analysis by enhancing your simulation and calculation capabilities with your own UDF and adapt to any changing market conditions.



Get pre trading market intelligence

Leverage all the relevant historical data, ahead of any execution (past activity, venues/brokers activity, expected impact...) and improve your performance.



Achieve best execution

Build a data-driven strategy that directly impacts your trade execution and portfolio efficiency.

Our powerful tools to explain your data in real-time with full autonomy



Full Scalability (Integration & Ingestion)

- **Ultra-fast calculations & aggregations** on all the data (parent order, child order, market order, market execution...)
- **Automatic creation & maintenance of evolutive data model:** use default model with best practices or create a custom one
- **Low-code Rest API, Python SDK:** integrate your data and post processed results within your reporting chain
- **Connect** to trading systems, market data, enriched market data, internal activity...



Data Versioning & Adjustment Workflow

- **Collaborative versioning** with full auditability for adjustment or simulation
- Ensure **full traceability** for data adjustments
- Manage **intra day activity** with full **auditability**



On-demand metrics & Simulation

- **Analyse & recalculate your performance indicators** in real-time in any dimension (date, country, ADV bucket, strategy, volatility regime...)
- Implement your own metrics **on the fly**
- Using Python, perform more **complex calculations** (Market Impact...) and **simulations** and access your data with our Python library



Analysis toolkit & Smart Certification

- Embedded **AI tools for Data Quality and Data Exploration:**
 - Configurable **KPI dashboard**
 - **Outliers** detection
 - **Automatic identification** of key contributors in metrics changes at any level of hierarchy
- **Certify** calculations & results, using adaptable workflows across users and data sets



Data Visualization & Dashboarding

- Create your own trade analytics dashboards in our **Opensee UI** or in your preferred **BI tools**
- **Customize** your own dashboards and create analytics to support your reporting
- **Share** results with teams and stakeholders using our **permissioning** module for both internal and external clients

ExecutionVenue	cutionValue_j	eadGain_j	lipSize_EUR	ressive_p	Mid_pct	ssive_p	_DevPost60s
Turquoise	317.2	664.84	23.891	0.31	0.38	0.31	-0.24
Cboe BXE	295.3	791.27	23.770	0.49	0.00	0.51	-0.16
LSE	270.9	-6.693.65	26.436	0.49	0.00	0.48	0.39
Cboe CXE	232.4	3.543.28	23.514	0.49	0.00	0.51	-0.81
Xetra	192.0	120.86	43.182	0.49	0.00	0.49	0.23
ENX	162.5	-394.42	33.144	0.49	0.00	0.48	0.12
Cboe Dark	159.6	0.00	23.871	0.00	1.00	0.00	0.49
Liquidnet	143.4	473.57	24.359	0.28	0.46	0.26	0.60
Aquis	130.1	-2.494.70	23.798	0.51	0.00	0.49	-0.53
SIX	111.9	2.724.75	32.633	0.48	0.00	0.49	-0.01
Borsa Italiana	107.8	4.068.32	57.318	0.49	0.00	0.49	1.49
ENX Amsterdam	102.8	-340.74	47.251	0.49	0.00	0.48	-1.01
Bolsa de Madrid	72.4	524.51	34.483	0.48	0.00	0.50	1.12

