

Emerson Connected Services for Corrosion and Erosion Monitoring



CHALLENGE

- Competing demands on your time
- Organizational changes: key staff or experts change roles or move on
- Demands to enhance profitability while maintaining safety

OUR SOLUTION

Emerson Connected Services for Corrosion and Erosion Monitoring unlocks many of the challenges around large scale corrosion monitoring. The extended warranty and service components assist with the planning and execution of both preventative and reactive maintenance tasks, while always having the latest software version available provides new tools both for system maintenance and data analysis. Combined, this enables you to have the best possible quality corrosion/erosion data from your facility.

BENEFITS

Corrosion/erosion monitoring at a superficial level shows the rate of metal loss at given locations. However, with more detailed analysis of data generated across a fleet of sensors, it can be possible to gain greater insight into the impact of operations on plant integrity. With competing demands on your time it can be difficult to give the data from your Rosemount™ Wireless Permasense system the attention it truly requires. Our skilled team will review your data in detail bringing the insight and experience from more than 20,000 sensor data sets, unlocking information in data that is relevant to your operations.

Also included in the data analysis is a review of the system status, helping to transition maintenance from a reactive basis to a preventive maintenance plan.

For more information, visit www.Emerson.com/Permasense or contact your local Emerson Sales Representative.

WHAT IF...

...our skilled team reviewed your data in detail, bringing insight and experience from more than 20,000 sensor data sets?

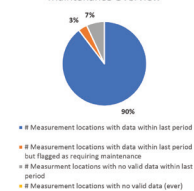
Emerson Connected Services Data Report: Example Site and Location
March 11, 2019 – Page 3

Data Overview

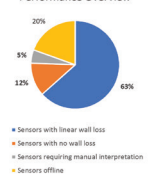
Area 2

- Sensors G4XX and G4XX are reporting high metal loss rate of >0.1mm/yr.
- Sensors G5XX, G7XX and G7XX require maintenance.

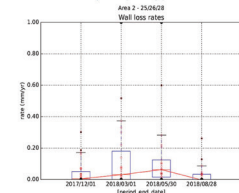
Maintenance Overview



Performance Overview



Breakdown of wall loss rates against quarterly periods:



Description:
The filled line through all the 4 plots show that the average metal loss rate has decreased significantly from Quarter 3 to Quarter 4.

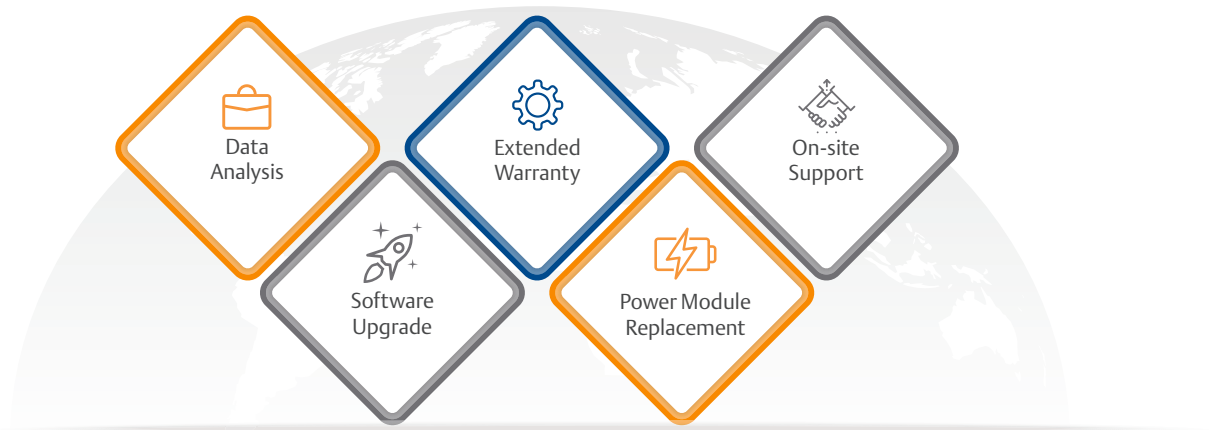
*For more information about box and whisker plots, please refer to appendix.

Example analysis from a Connected Services report




Emerson Connected Services for Corrosion and Erosion Monitoring

EMERSON BENEFITS



CORROSION AND EROSION SOLUTIONS



- Detailed report each quarter bringing insightful analysis, helping you find the most valuable information from your data
- Skilled manpower available to assist with maintenance activities, providing skills and resources to maintain your Rosemount Wireless Permasense system
- Be up to date with the latest version of Data Manager software, providing new tools and analysis
- Replacement sensors and batteries available as needed, enabling maintenance to be completed in a timely manner

Global Headquarters

Emerson Automation Solutions
Alexandra House, Newton Rd
RH10 9TT
Crawley
United Kingdom

- 📞 Headquarters +44 20 3002 3672
- ✉️ Permasense.Sales@Emerson.com, or
- 📧 RFQ.RMD-RCC@Emerson.com

Standard Terms and Conditions of Sale can be found at www.Emerson.com/en-us/pages/Terms-of-Use.aspx
The Emerson logo is a trademark and service mark of Emerson Electric Co.
All other marks are the property of their respective owners.
©2019 Emerson. All rights reserved.

00807-0400-4210_RevAA

Consider it Solved.

Emerson Automation Solutions supports you with innovative technologies and expertise to address your toughest challenges.

