



**Syntelli Solutions Inc.**

Data : Digital : Analytics

Gold  
**Microsoft  
Partner**




# Syntelli Solutions – At a Glance

- **Syntelli Solutions Inc.**, is a Data, Digital and Analytics consulting company helping customers solve their business problems using
  - **Data Solutions:** MDM, DQ, DG and data platforms on cloud, BI
  - **Digital Solutions:** Microservices, IoT, Cloud adoption, app modernization
  - **Analytics Solutions:** Deep expertise in Marketing Analytics, Pricing Analytics, Customer Analytics, AI, ML Ops

- Founded in 2005
- Headquartered in Charlotte, NC and has offices in Birmingham, AL and Jacksonville, FL.
- Primary Industry Focus:
  - Banking and Financial Services
  - Insurance
  - Manufacturing
  - Oil & Gas
  - Retail
  - Business Services

## Syntelli's Microsoft Expertise



Azure Data Factory



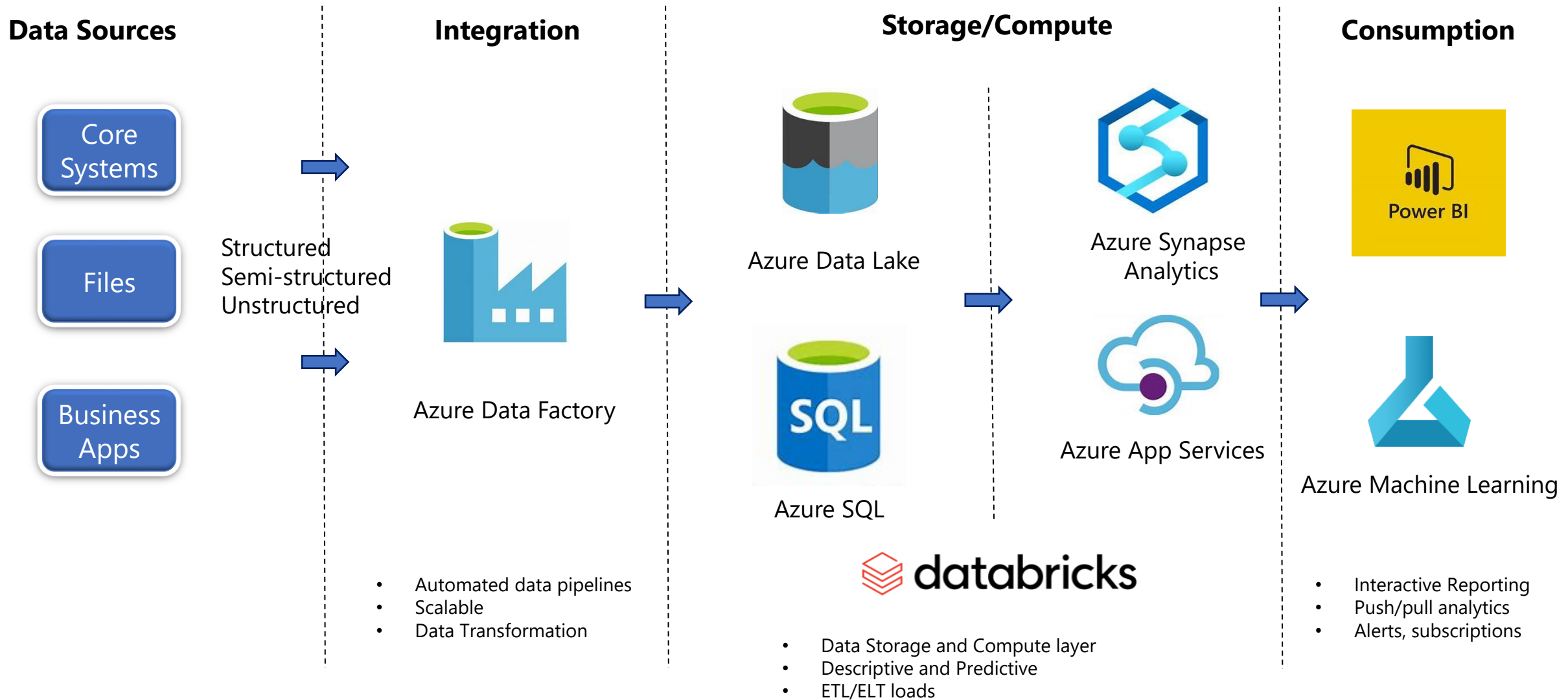
Azure ML



Azure Synapse Analytics



# Reference Data Lake Architecture on Azure



# Power BI – Advisory Services

## 1. Data modeling

- a. The performance of your analysis is only as good as your model. An optimized data model and queries provide a structure for an efficient and smooth Power BI experience.

## 2. Advanced Training on DAX

- a. Learning DAX can be quite the undertaking in and of itself. Leverage our expertise in DAX to help your team meet today's work requirements and challenges.

## 3. Power BI + Azure eco system

- a. Power BI is a powerful asset. Adding Azure to the mix even broadens that power! Connect to lightning-fast databases in Azure while utilizing Azure's machine learning algorithms to create an end-to-end solution for modern businesses.

## 4. ML with Power BI

- a. Prescriptive analytics are the future of data analysis. Leverage Azure's ML processing capabilities or use Power BI's native full circle ML modeling that integrates with the Power BI service.

## 5. Power BI Administration

- a. To take full advantage of the features Power BI has to offer, we assist with the ins and outs of Power BI administrative tasks that make the most sense for your organization. This includes tenant-level settings, gateway installation and management, workspace and app organization, as well as environment health monitoring.

# Power BI - Training

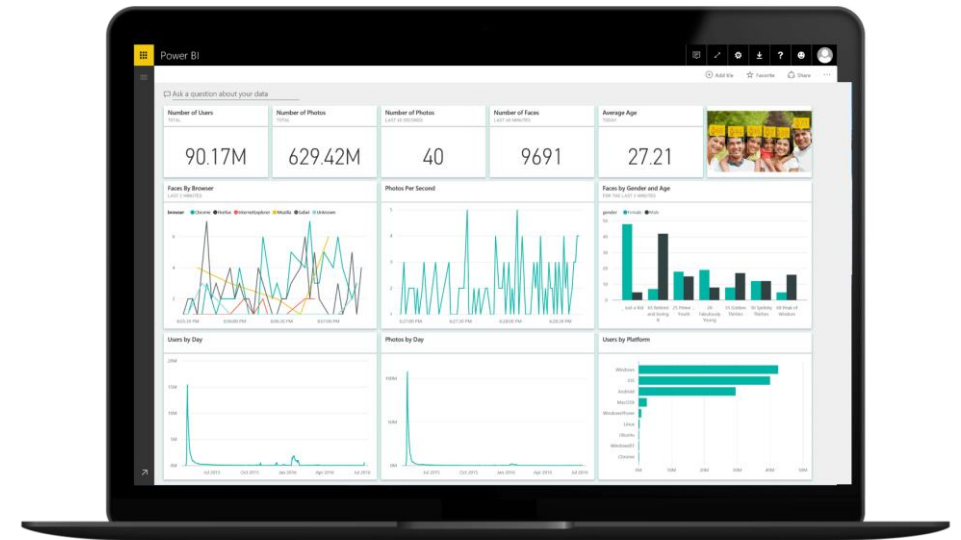
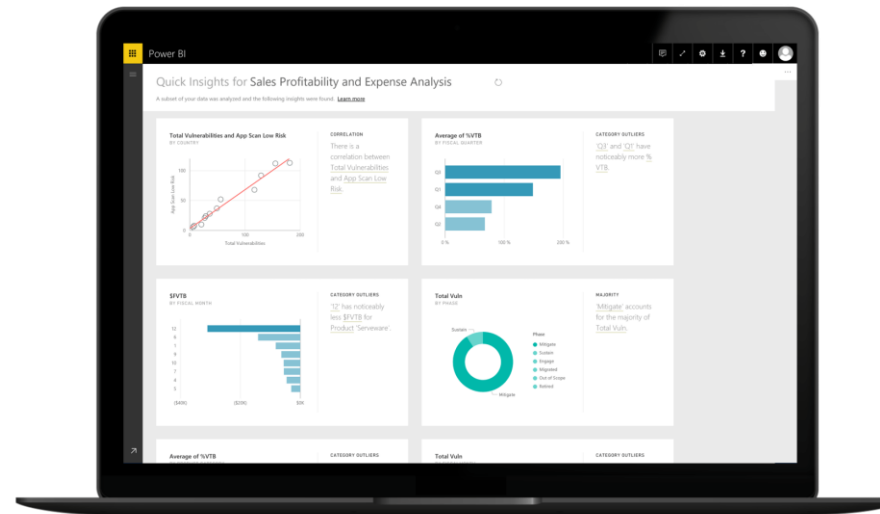
Learn everything you need to know about Power BI from our skilled and experienced team members.

Our team members have dynamic and diverse academic backgrounds and are equipped to teach people of all skill levels using our in-house curriculum or cater to your unique needs of your company

# Power BI Training

## Day 1:

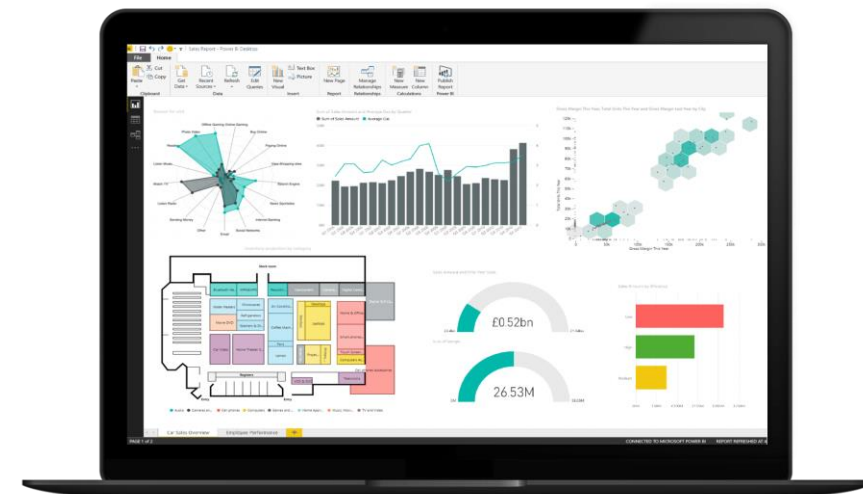
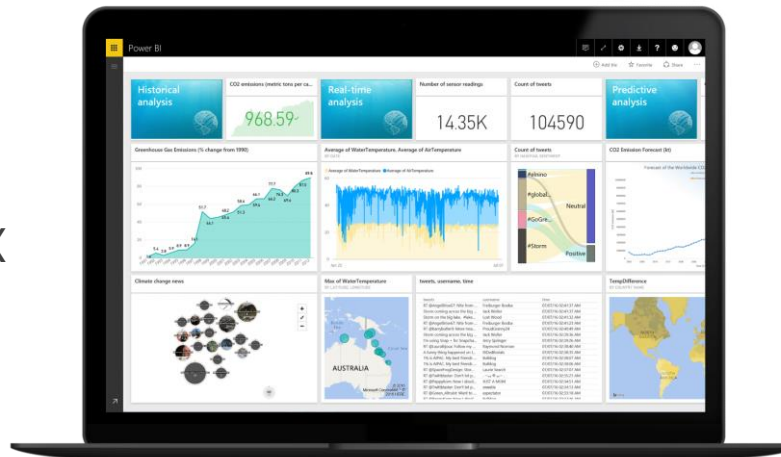
1. What is Power BI?
2. Install Power BI
3. Connect to Data
4. Profile the data
5. Design Data Model
6. Create Visualization



# Power BI Training

## Day 2:

1. Create calculated columns and measures using DAX
2. Quick Measures
3. Time Intelligence
4. Enrich reports for usability
5. Perform advanced analysis
6. Optimize model performance



# BI Advisory Services

## 1. BI Assessment – Modernization

- a. Strategy is key to a successful BI implementation or modernization effort. Our team can efficiently assess and leverage your current analytical landscape to empower your organization to gain valuable insights in an end to end strategic deployment of the latest BI tools.

## 2. Visualization guidelines, Art of Visualization

- a. Make your visualizations intuitive, insightful, and attractive using visualization best practices. Our visualization experts are well versed in the art of dashboard creation and have attained accomplishments such as Tableau's "Viz of the Day", Power BI's "Featured Data Stories of the Month" as well as being spotlighted in Power BI's Discover page on the Power BI Service.

## 3. Governance – Adoption and change management

- a. One of the most important aspects of report creation is data governance and change management. Setting up these processes in an automated, trustworthy manner ensures buy in from leadership and trust from users.



# Syntelli Proprietary Methodologies and Differentiators

- **“Art of Possible” Workshops:** Strategic, Thought leadership workshops to help customers identify ways to solve their business challenges and identify growth opportunities
- **Analytics Strategy Maps:** Our unique accelerators to quickly deliver using a transparent, proven and adaptable maps that lay out the use-cases, data requirements and data-flows and associated integration points.
- **“5-D” Methodology:** The objective here is to have a close and continuous iterations between strategic view and tactical implementation.
- **“O<sub>2</sub>O”, Output to Outcomes:** Framework to ensure that the **‘Output’** of analytics actually impacts the **‘Business Outcomes’**. *O<sub>2</sub>O* is more than just a way to address the ‘last mile’ problem, it addresses how to operationalize data science models and monitor them using ML Ops

# Contact Us

Syntelli Solutions Inc.

13925 Ballantyne Corporate Pl #260,  
Charlotte, NC 28277, USA

Phone: +1-(877)-796-8355

Email: [info@syntelli.com](mailto:info@syntelli.com)

 [www.syntelli.com](http://www.syntelli.com)

 [LinkedIn – Syntelli Solutions Inc.](#)

 [Facebook – Syntelli Solutions Inc.](#)

 [Twitter – Syntelli Solutions Inc.](#)

Shikha Kashyap, CEO

[shikha.kashyap@syntelli.com](mailto:shikha.kashyap@syntelli.com)

+1 (513) 518 0708

Mohana Bhrugubanda, VP Syntelli Solutions

[mohana.bhrugubanda@syntelli.com](mailto:mohana.bhrugubanda@syntelli.com)

+1 (704) 774 7834

Ruben Raposo, VP HealthInsights.ai

[Ruben.Raposo@syntelli.com](mailto:Ruben.Raposo@syntelli.com)

+1 (205) 919 3157

Gerry Martinez, VP Partnerships & Alliances

[Gerry.Martinez@syntelli.com](mailto:Gerry.Martinez@syntelli.com)

+1 (210) 372 3373