



# Power BI Report Server Technical overview

PBI Lab Inc.





Overview

---



How to acquire

---



Power BI Report Server for the BI user

---



Power BI Report Server for the IT Pro

---




Scenarios

---



Summary

# Overview



How to acquire



Report Server for the BI user



Report Server for the IT Pro



Scenarios



Summary



# Power BI: experience your data

Any data, any way, anywhere

## DATA



Cloud



On-premises



## INSIGHTS



Power BI reports



Get started quickly



Live Dashboards



Natural Language Query



Custom Visualizations

# Power BI



## ACTIONS



People




Apps



Automation



PC

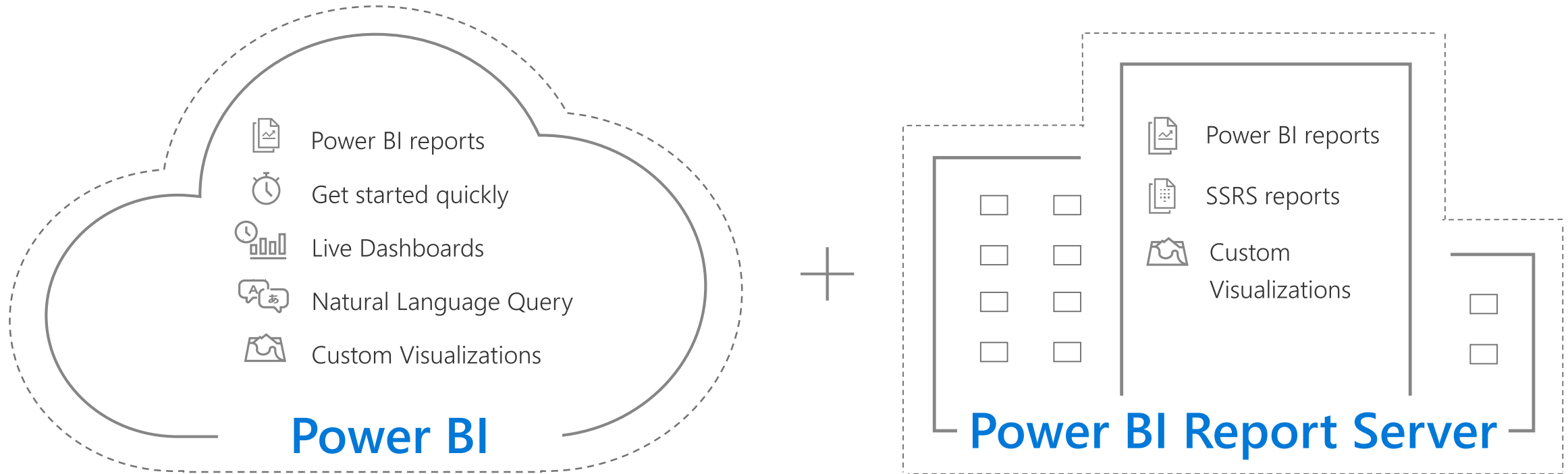


Mobile



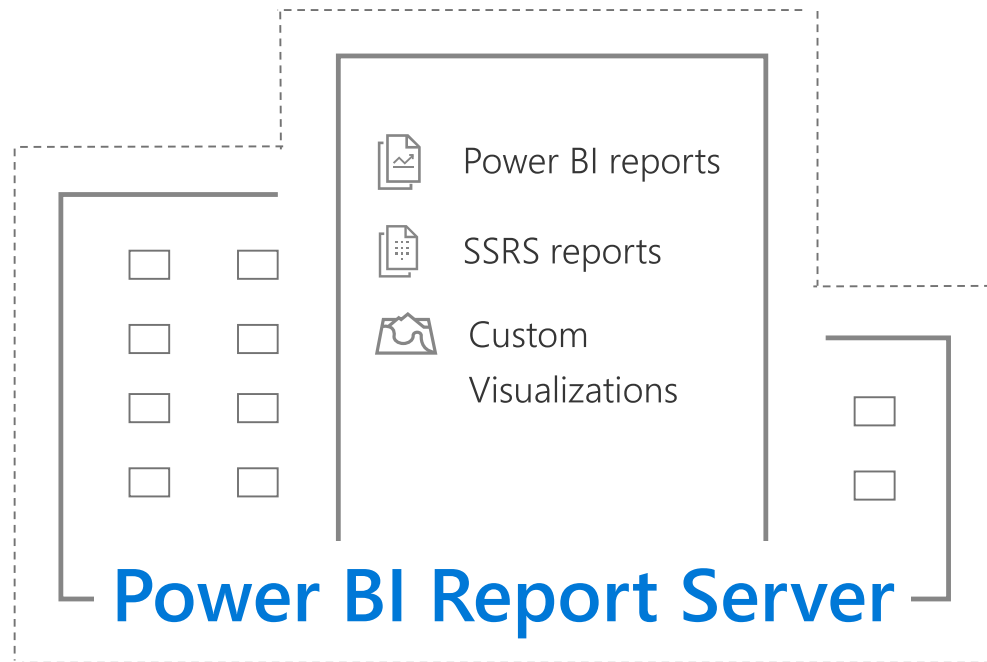
HoloLens

# Power BI: extending on-premises capabilities



# Power BI Report Server

Self-service BI and enterprise reporting in one solution



Keep Power BI reports on-premises



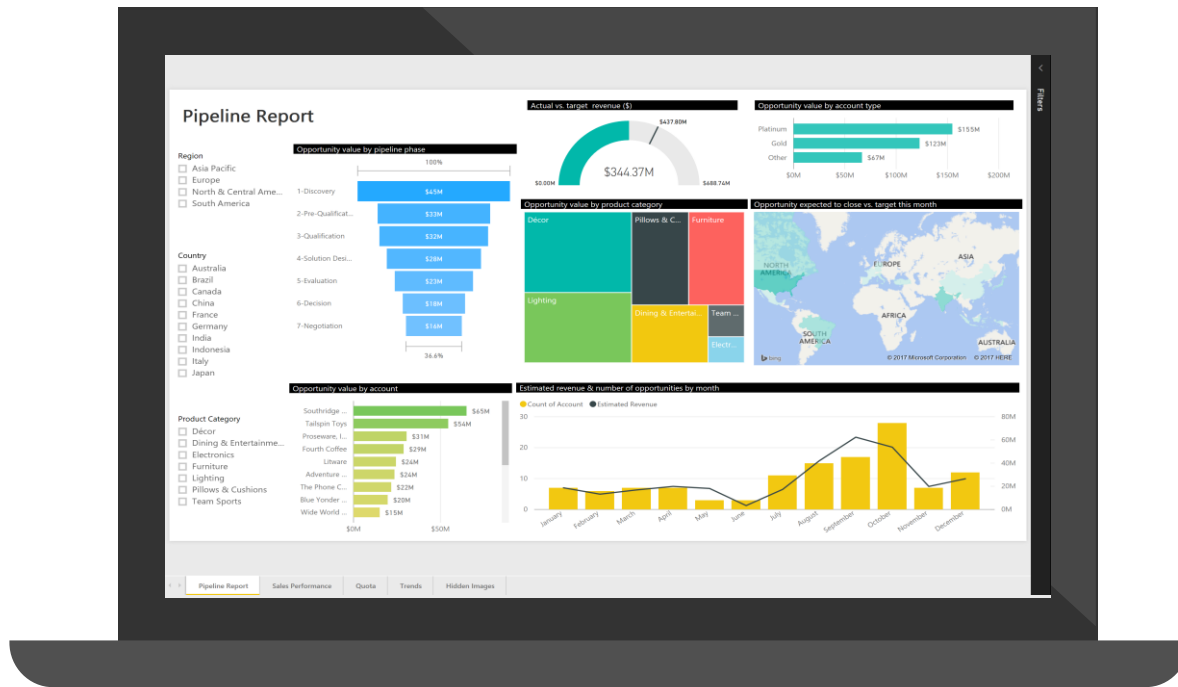
Compatible with SSRS



Move to the cloud on your terms

# Keep Power BI reports on-premises

Fully interactive reports to visualize your data and gain insights



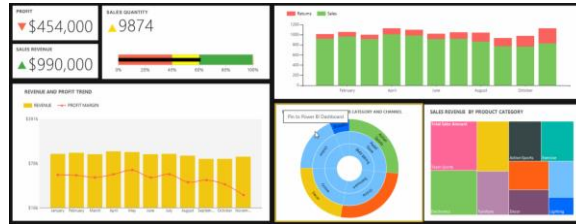
Explore data across multiple visualizations

Drill through to underlying reports

Apply filters at a visual, page, or report level

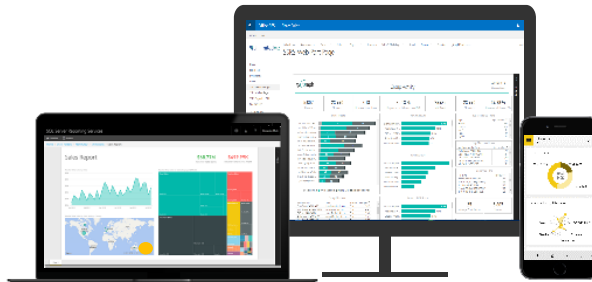
# Compatible with SSRS

Built on proven SQL Server Reporting Services technology



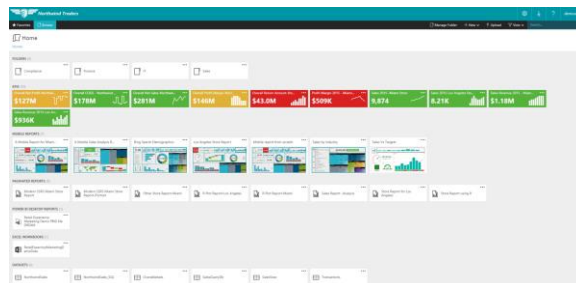
## Publish SSRS reports

Create and publish precisely-formatted, paginated, modern reports



## Consume in multiple ways

Modern browsers, mobile app or embed into apps



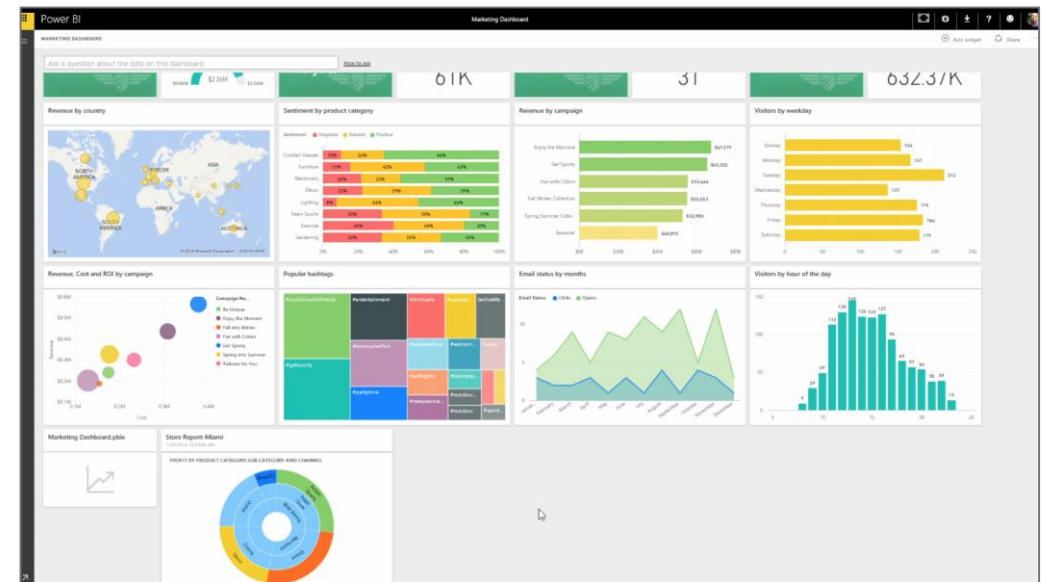
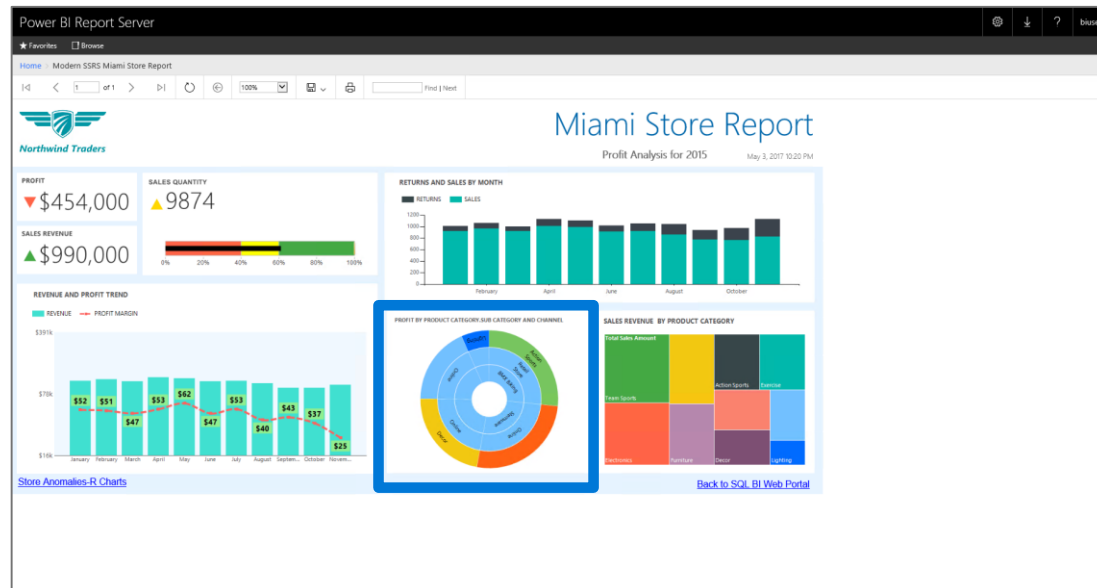
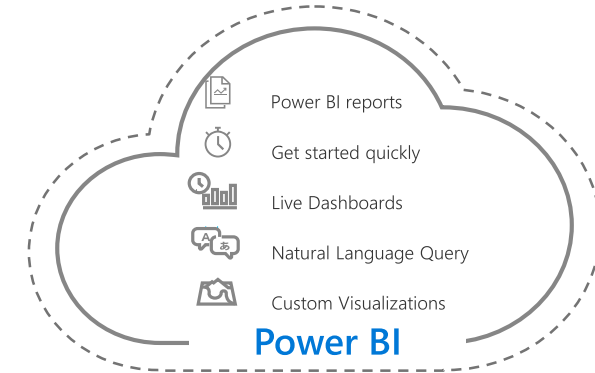
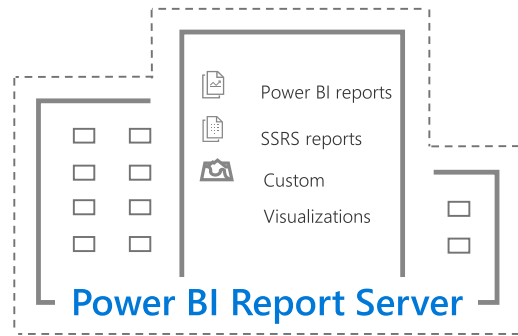
## Benefit from an enterprise-ready solution

Manage permissions, enable security, set up alerts, and access reports in one modern web portal



# Get more from reporting investments

## Extend on-premises reports to the cloud



Overview



# How to acquire



Report Server for the BI user



Report Server for the IT Pro



Scenarios



Summary



# How to acquire Power BI Report Server

## Power BI Premium



Power BI Premium includes rights to concurrently deploy **Power BI Report Server** on-premises

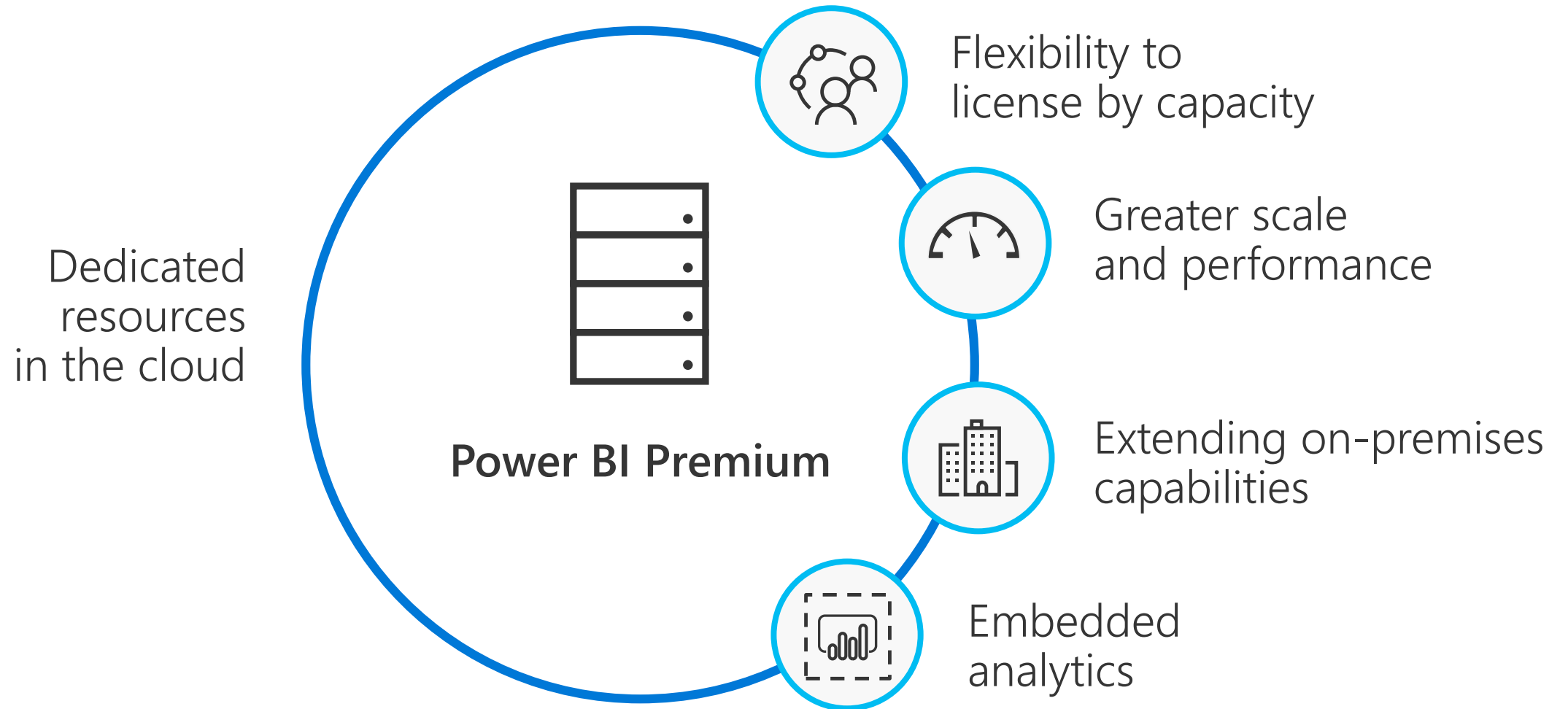
## SQL Server



Customers with SQL EE SA also have access to **Power BI Report Server** as a SA benefit

\* **Power BI Pro** license required to publish Power BI Reports to Power BI Report Server

# Power BI Premium



Overview



How to acquire



# Report Server for the BI user



Report Server for the IT Pro



Scenarios



Summary



# Power BI Report Server

Create



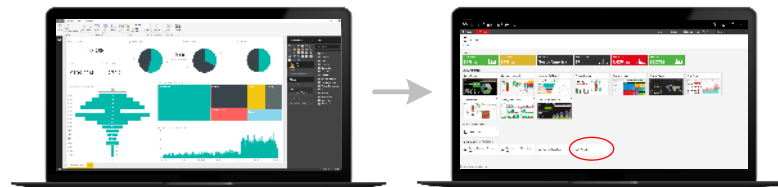
Create compelling interactive Power BI reports



Publish



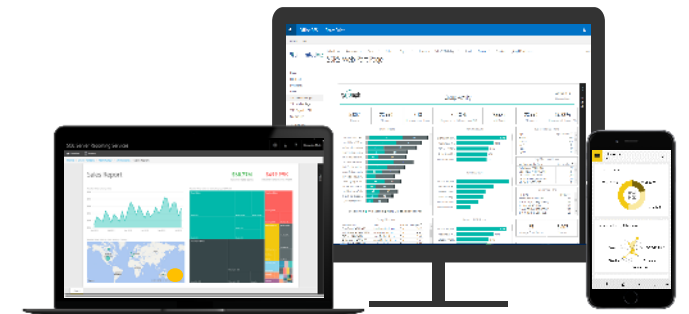
Publish seamlessly to Power BI Report Server



Consume



Consume in multiple ways to meet your business needs



# Two editions of Power BI Desktop

## Power BI Service

## Power BI Report Server

### Power BI Desktop



### Power BI Desktop Optimized



Installation Path	<a href="https://powerbi.microsoft.com/en-us/desktop/">https://powerbi.microsoft.com/en-us/desktop/</a>
Executable Name	PBIDesktop.msi (for 32-bit installation) or PBIDesktop_X64.msi (for 64-bit installation)
Default Install Path	[Program Files]\Microsoft Power BI Desktop
Release Cadence	Estimate of once per month
Preview Features	Available
Custom Visuals	Available
Publish Location	Power BI Service (Azure hosted)

	<a href="https://powerbi.microsoft.com/en-us/report-server/">https://powerbi.microsoft.com/en-us/report-server/</a>
	PBIDesktopRS.msi (for 32-bit installation) or PBIDesktopRS_X64.msi (for 64-bit installation)
	[Program Files]\Microsoft Power BI Desktop RS
	Estimate of once each 4 months
	Not available
	Available
	Power BI Report Server (on premises)

# Create compelling interactive reports

## Using Power BI Desktop



Connect to Analysis Services models (Tabular or Multidimensional)

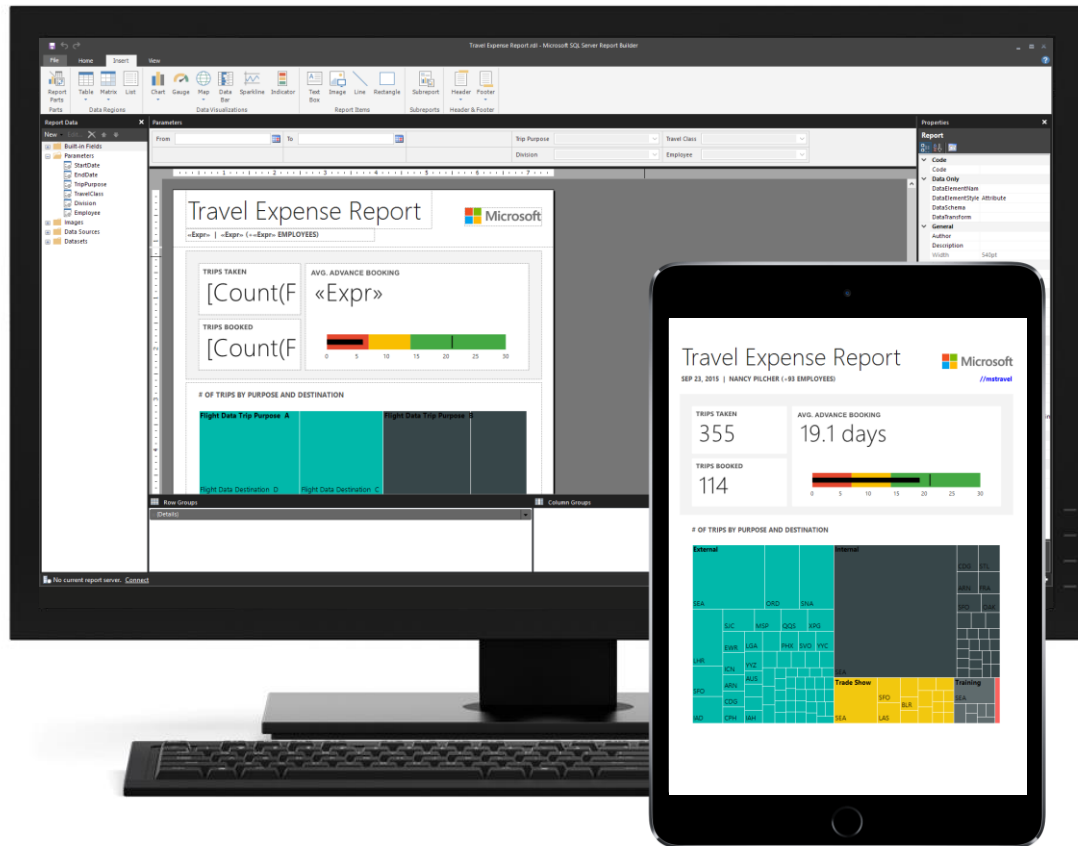
Connect directly to additional data sources

Explore and visualize your data on a freeform canvas with a variety of built-in and **custom visuals**



# Create modern paginated reports

## Design beautiful documents quickly and easily



Precisely formatted operational reports

Optimized for document generation and printing

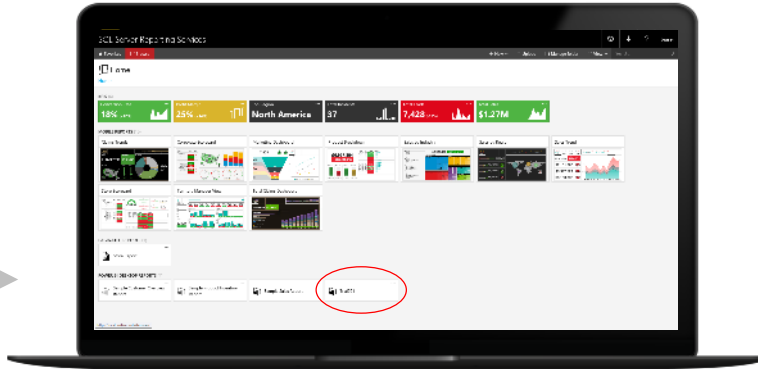
Page headers, footers, and page breaks

Modern chart and gauge styles

Visual Studio 2015 support

Plugin-free printing

# Publish and manage with ease

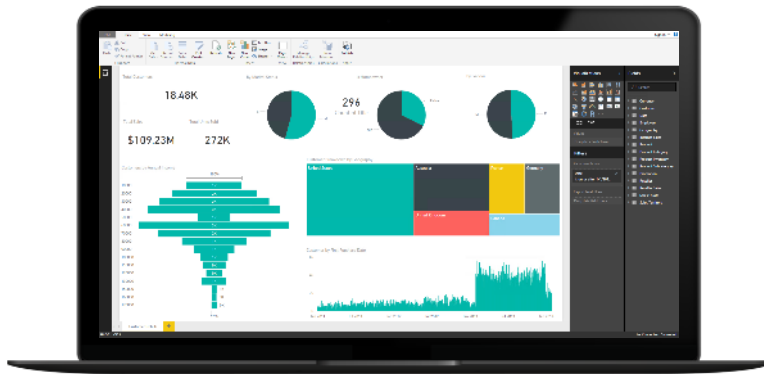


Power BI Report Server

Publish to Power BI Report Server

Organize and manage access to reports

Update reports and republish



Power BI Desktop

# Consume in multiple ways to meet business needs

## Mobile Apps

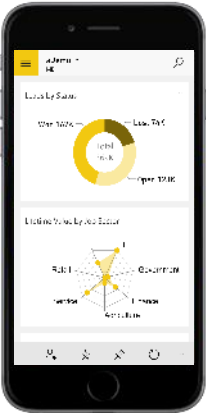
Windows Phone App



Android App



iOS App



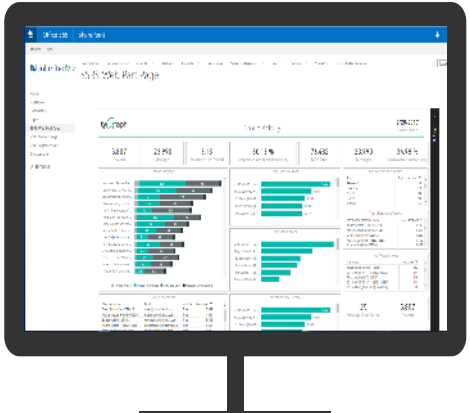
## Web Portal

Consume with ease via Power BI Report Server web portal



## Embedded In Your Apps

Easy to embed into apps



Overview



How to acquire



Report Server for the BI user



# Report Server for the IT Pro



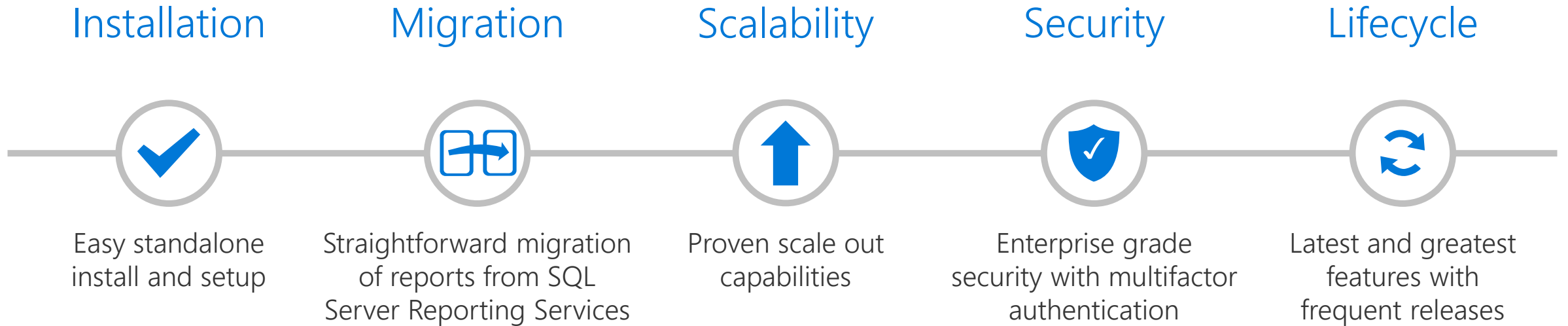
Scenarios



Summary



# Power BI Report Server for the IT Pro



# Install in minutes



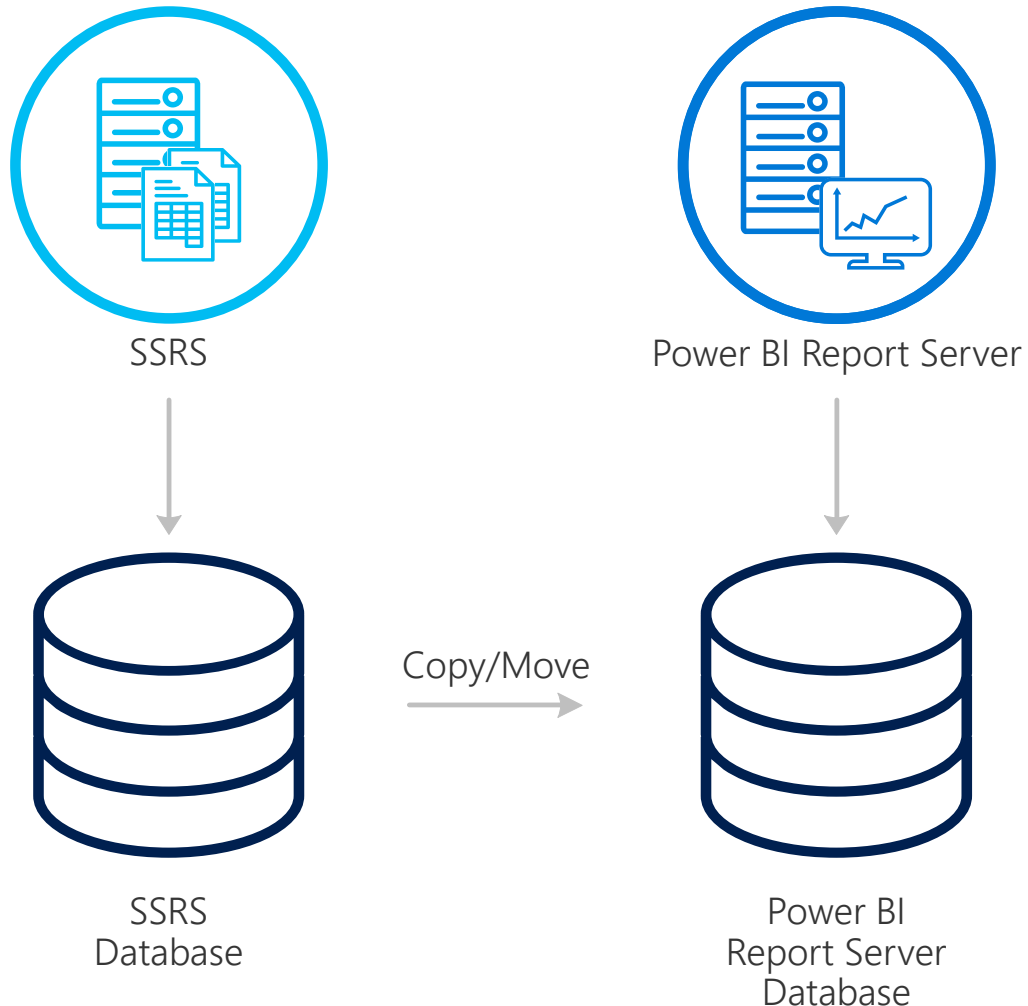
Easy standalone installation and set up

Zero impact on database ETL processes

## Requirements

- Windows Server 2012+
- SQL Server Database Engine (2008 SP4+)
- SQL Server Analysis Services (2012)

# Migrate from SSRS (Native mode)

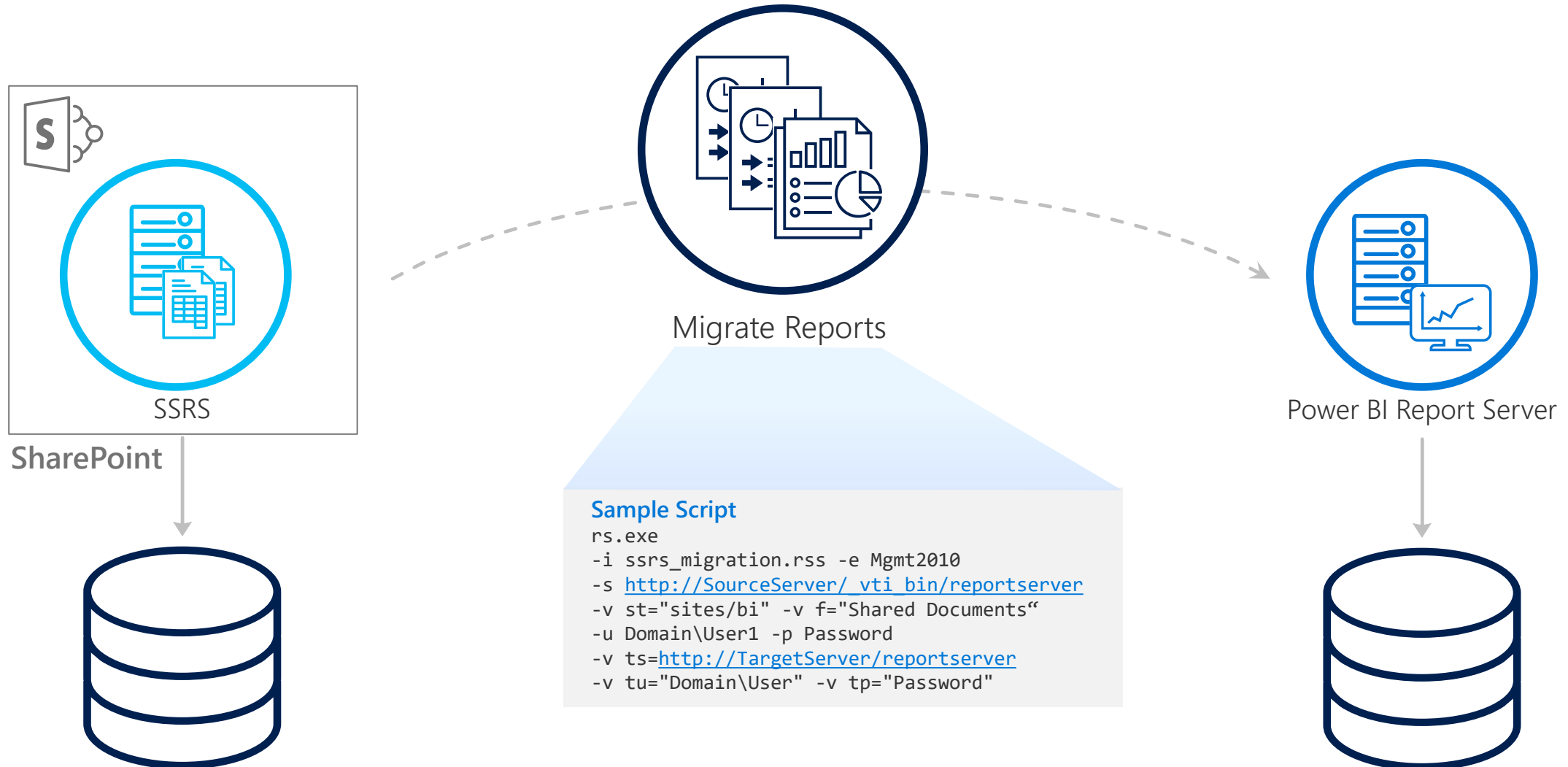


## Three Step Migration

White paper coming soon!

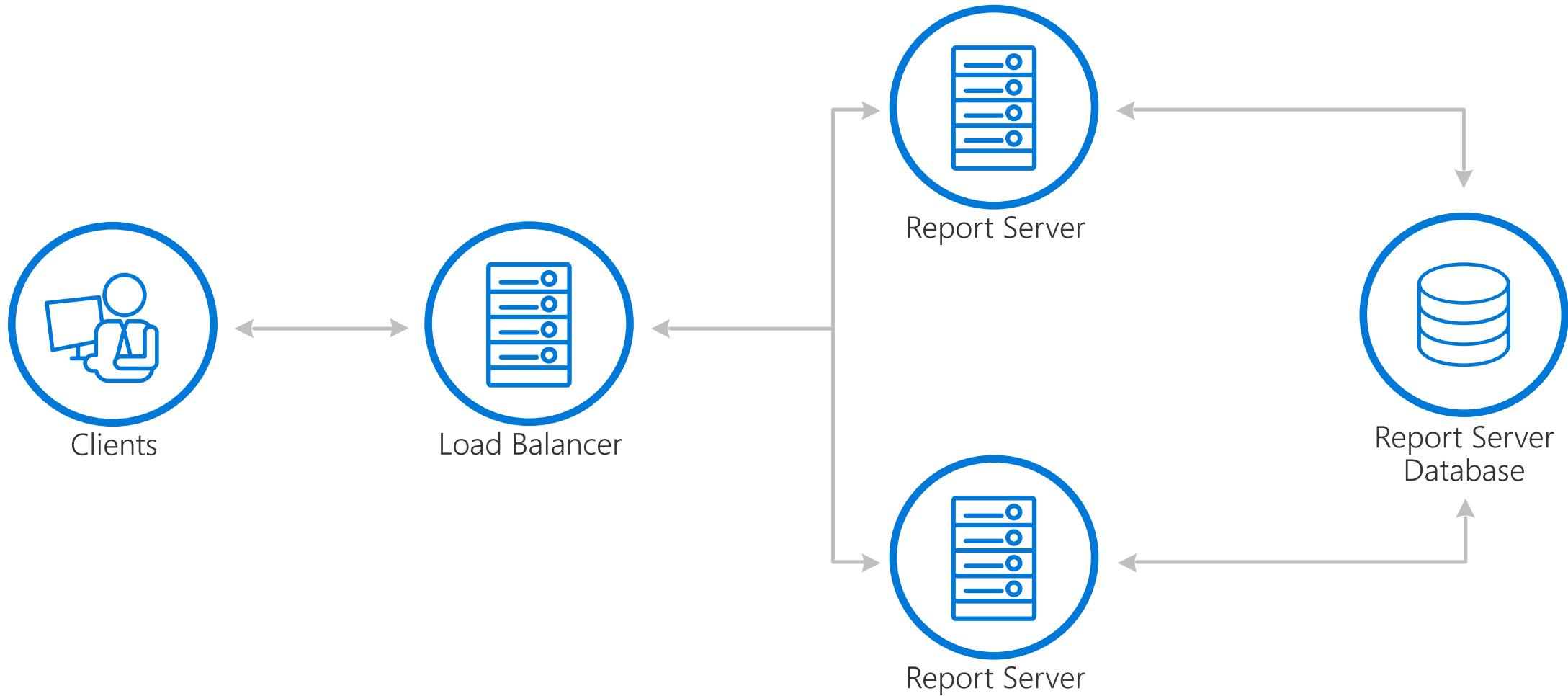
1. Clone the database hosting all your SSRS reports
2. Set up Power BI Report Server using the installation wizard
3. Connect Power BI Report Server to the cloned database via Report Server Configuration Manager

# Migrate from SSRS (SharePoint-integrated mode)

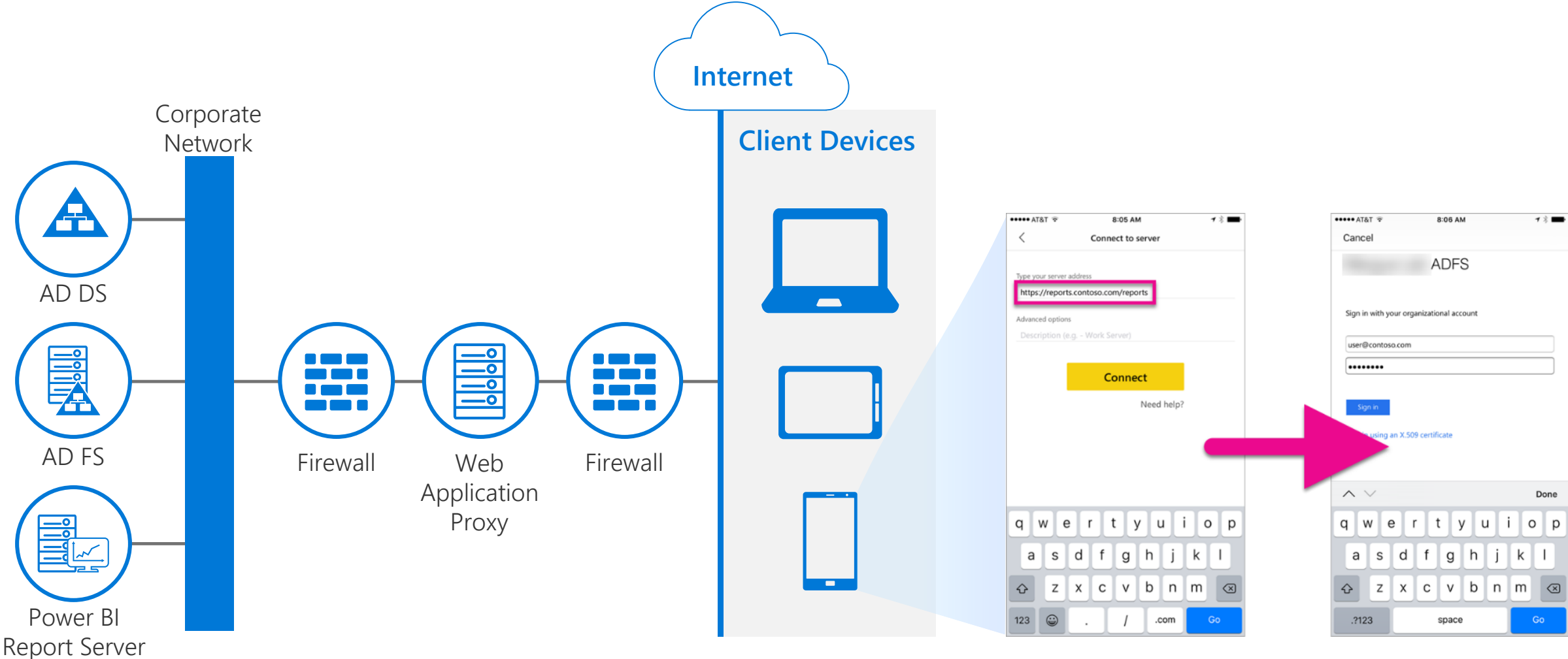




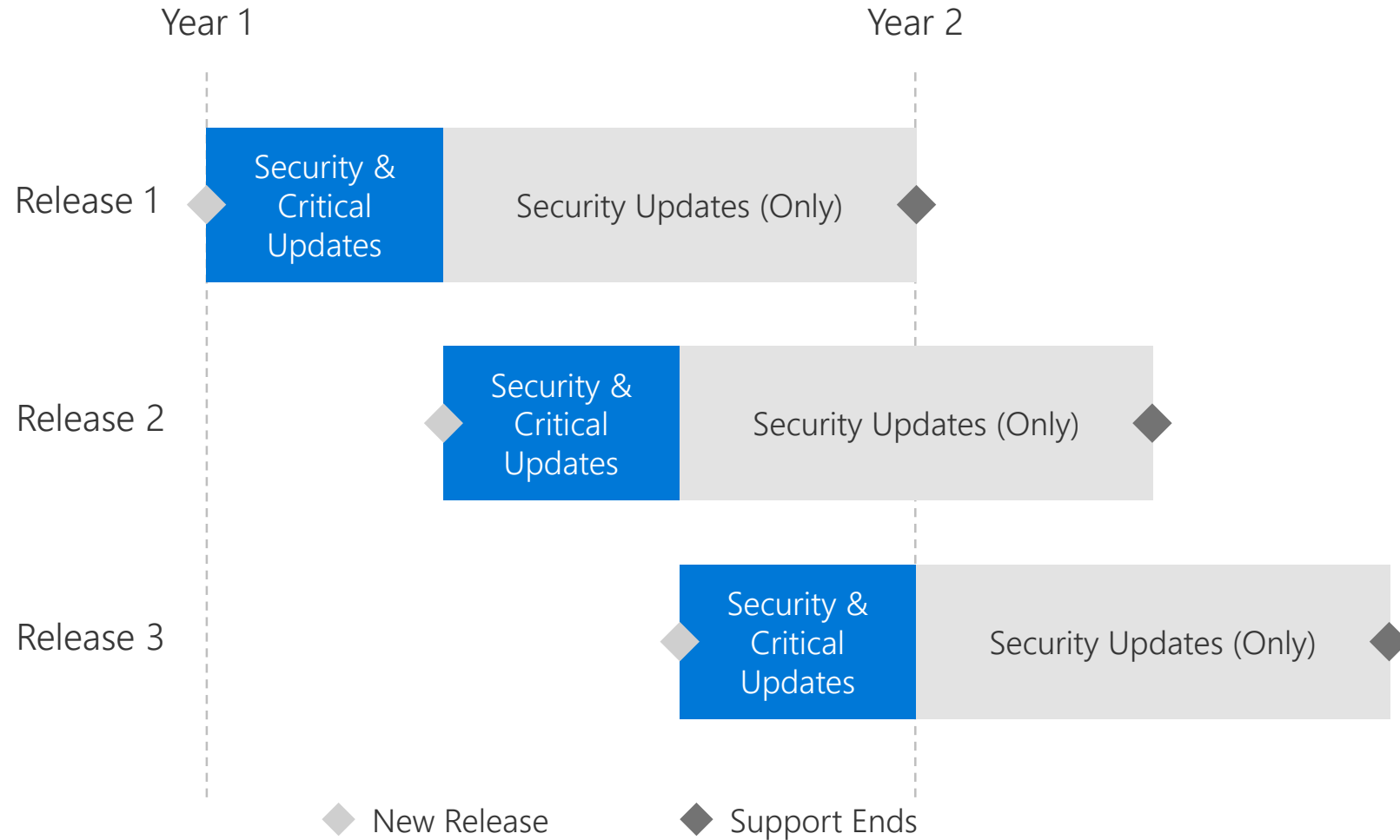
# Scale-out Power BI Report Server



# Security via WAP and ADFS



# Modern Lifecycle Policy



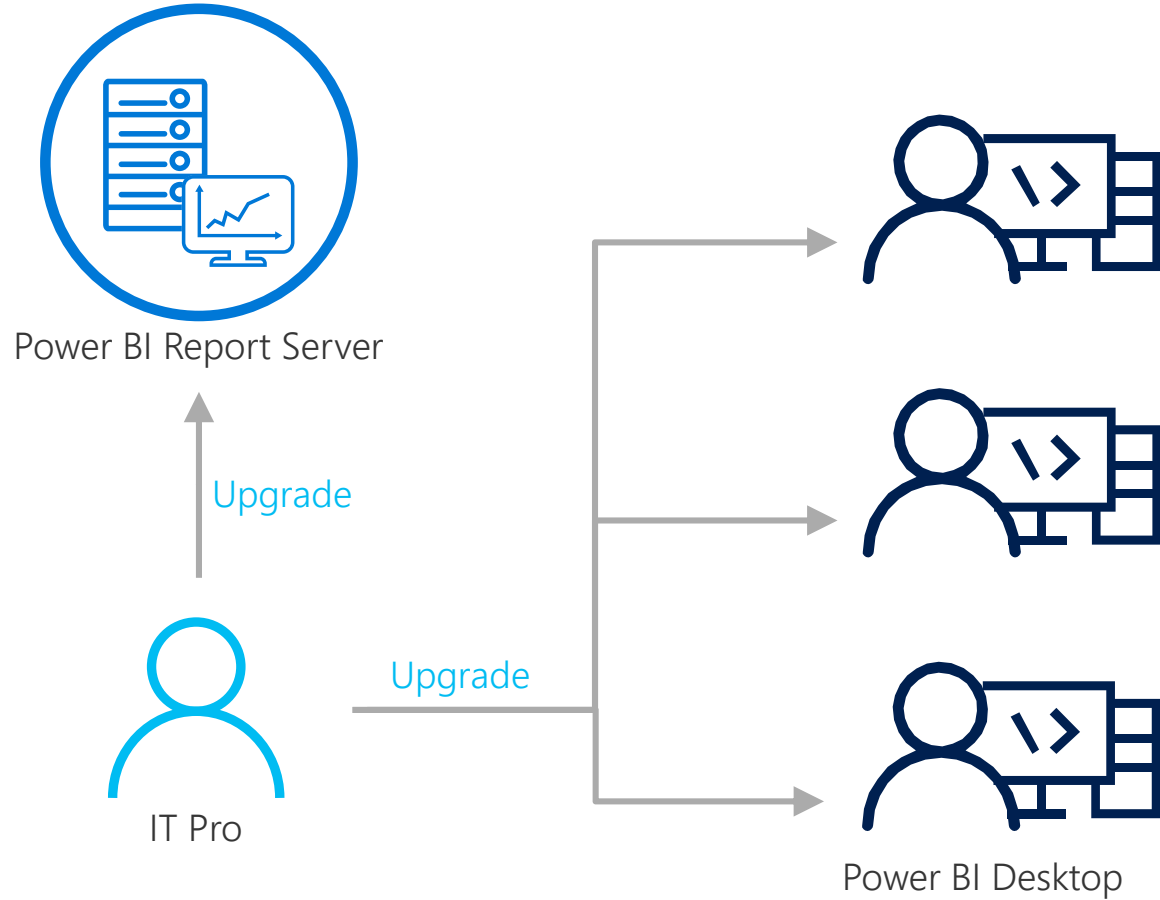
## Deploy updates on your terms and timing

Frequent releases (planning for approximately 3 per year)

Critical and security updates until next release

Security updates continue for the remainder of the 12 month release lifespan

# Updating Power BI Desktop + Report Server



Power BI Report Server  
and Power BI Desktop  
release concurrently

Must be upgraded  
simultaneously

Overview



How to acquire




Report Server for the BI user



Report Server for the IT Pro



# Scenarios



Summary




# Scenarios for all reporting products

My organization wants an **on-premises** solution to generate **precisely-formatted operational reports**

My organization wants an **on-premises** solution for **self-service BI** as well as operational reporting

My organization wants a **managed Software-as-a-Service (SaaS)** solution for **next-generation, business user-led BI**, complete with Apps, real-time Dashboards, Q&A, and more



SQL Server Reporting Services



Power BI Report Server



Power BI service

# Compare reporting options

SQL Server Reporting Services













Power BI Report Server



Power BI Service



	SQL Server Reporting Services	Power BI Report Server	Power BI Service
 Deployment	On-premises	On-premises	Cloud
 Power BI reports		✓	✓
 Real-time Power BI Dashboards			✓
 Content packs			✓
 Q&A			✓
 Quick Insight			✓
 Built-in embedded analytics services		✓	✓
 Paginated reports	✓	✓	✓
 Mobile BI	✓	✓	✓
 Lifecycle	Fixed Lifecycle Policy	Modern Lifecycle Policy	Fully Managed Service

Overview



How to acquire



Report Server for the BI user



Report Server for the IT Pro



Scenarios



# Summary





# Learn more



## Learn

[Power BI Report Server documentation](#) for more information



## Try

Try the Virtual Machine in the [Azure Marketplace](#)



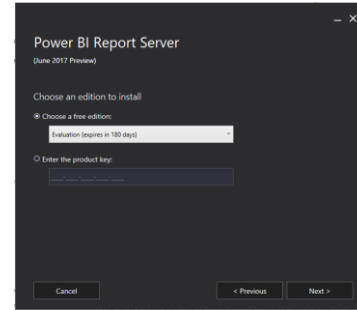
## Download

[Download free](#) and try Power BI Report Server on premise

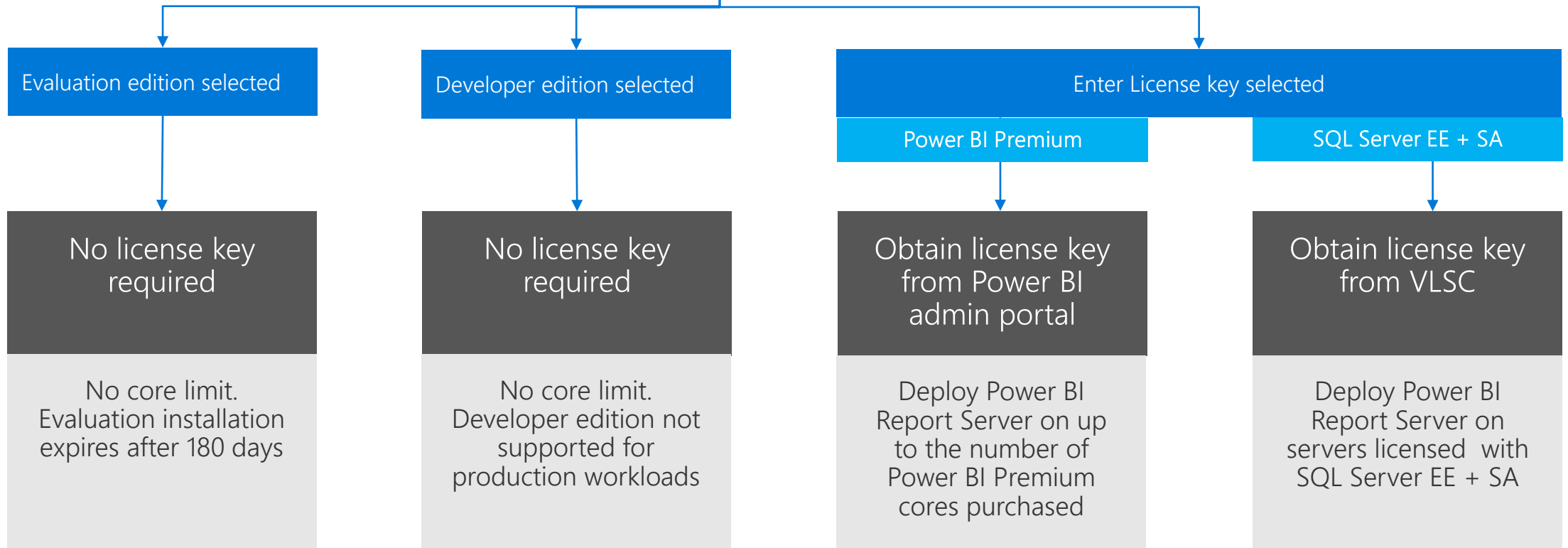
# Power BI Report Server edition installation



Download Power BI Report Server



**INSTALL:** Choose between - Evaluation / Developer / Enter a product key



# Power BI Report Server Editions

## Evaluation

## Developer

## Production

### Description

Evaluate Power BI Report Server capabilities in your non-production environment with this full-featured edition

Build, test and demonstrate your BI solution using this full featured Power BI Report Server edition

Use this edition of Power BI Report Server to deploy in production BI solutions and analytics workloads

### Power BI Report Server License requirement

Free  
Installation expires after 180 days

Free.  
Not for production environments or for use with production data

Use rights with purchase of Power BI Premium or as SA benefit through SQL Server EE + SA per core licenses

### Additional User Subscription License requirement

No additional user subscription license required

No additional user subscription license required

Power BI Pro license required to publish Power BI reports to Power BI Report Server for further distribution. Consuming any report type from the report server is covered by your server license

It's easy to get started...  
**PowerBI.com**





# Appendix

# Proven reporting platform



## Works with what you have

- Create business insights and reports with familiar tools

## Secured data sets and reports

- Provide IT-managed, personalized access to data sets and reports

## Scale to thousands of users

- Design a highly available solution knowing it can scale as your needs change

## Deploy your way—on-premises, or cloud

- Run on-premises or in Azure Virtual Machines

# Transform data into insights across the organization



## Create beautiful visualizations

- Provide easy to access and easy to understand reports

## Customize to suit your business users

- Present tailored reports and custom visualizations
- Create precisely paginated and formatted reports to enable easy consumption

## Design responsive mobile reports

- Deliver engaging reports that adjust automatically to tablets and phones



# Empower business users with the right insights



Store all your reports in one place

- Provide access to paginated reports, KPIs and mobile reports on a single, modern web portal

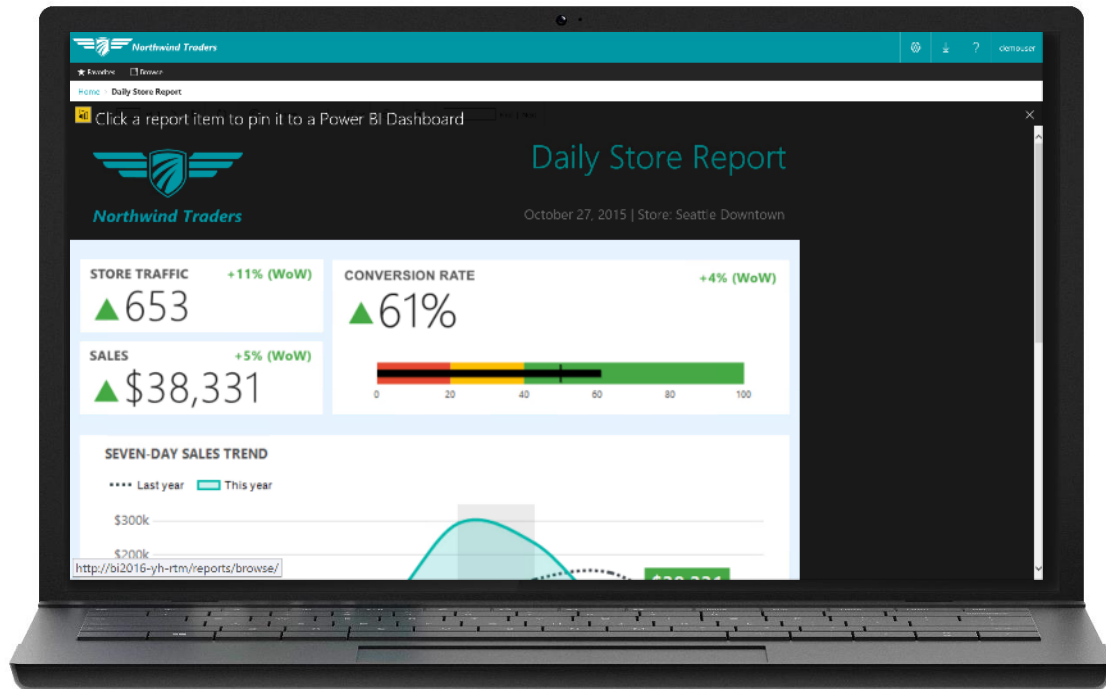
Deliver reports in the right format

- Publish reports to the right people with a variety of reporting formats

Keep business users up-to-date with mobile reports

- Deliver latest reports and insights that business users can access from virtually anywhere

# Benefit from on-premises BI assets

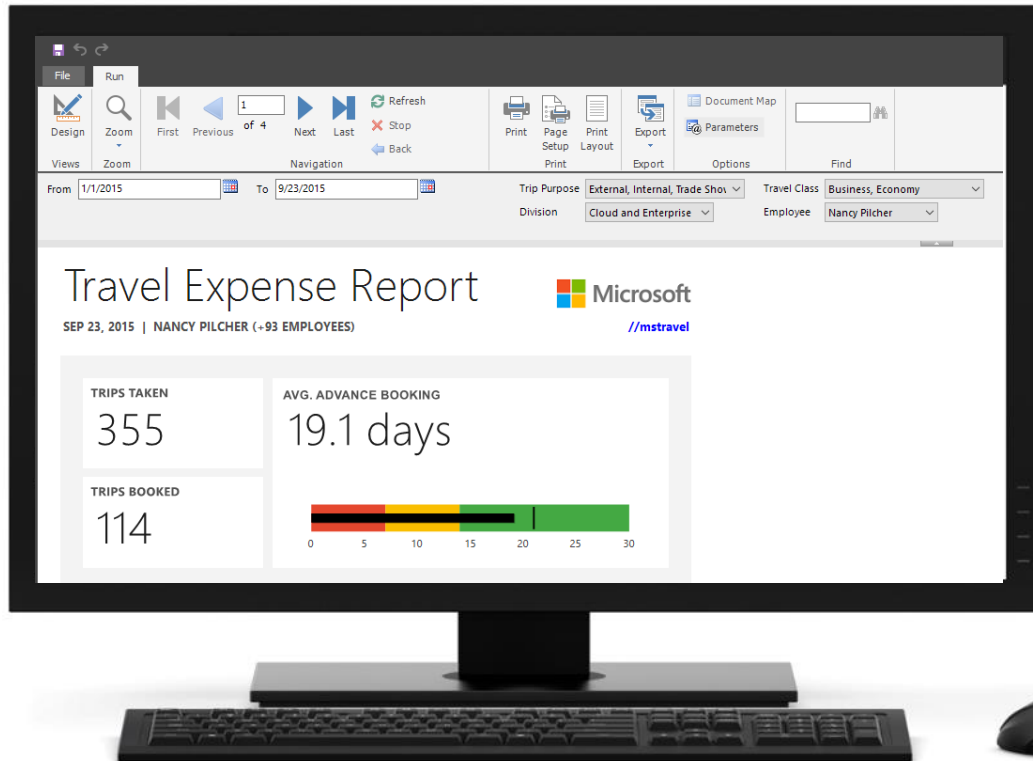


## Pin report items to Power BI dashboards

- Monitor the most important metrics and trends in one place
- Pin charts, gauges, maps, and images as tiles to Power BI dashboards
- Drill through to source reports
- Refresh tiles on a schedule

# Customizable parameter layout

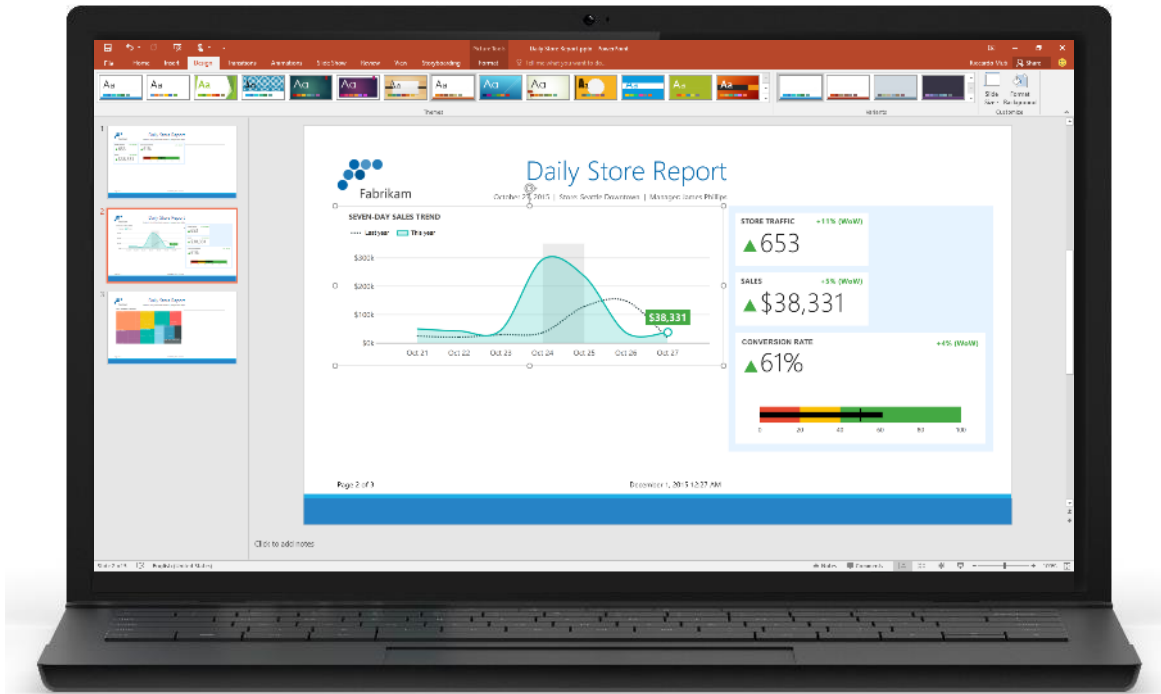
## Position report parameters the way you want



- ➔ Position parameters across more than two columns
- ➔ Choose the position of each parameter
- ➔ Create space between groups of parameters

# Export to PowerPoint

## Generate presentations from paginated reports



- ➔ Generate slides including all report content in seconds
- ➔ Move and resize individual objects
- ➔ Export manually, schedule for email delivery, or generate programmatically

# Consume mobile reports

## Native apps for all major mobile platforms

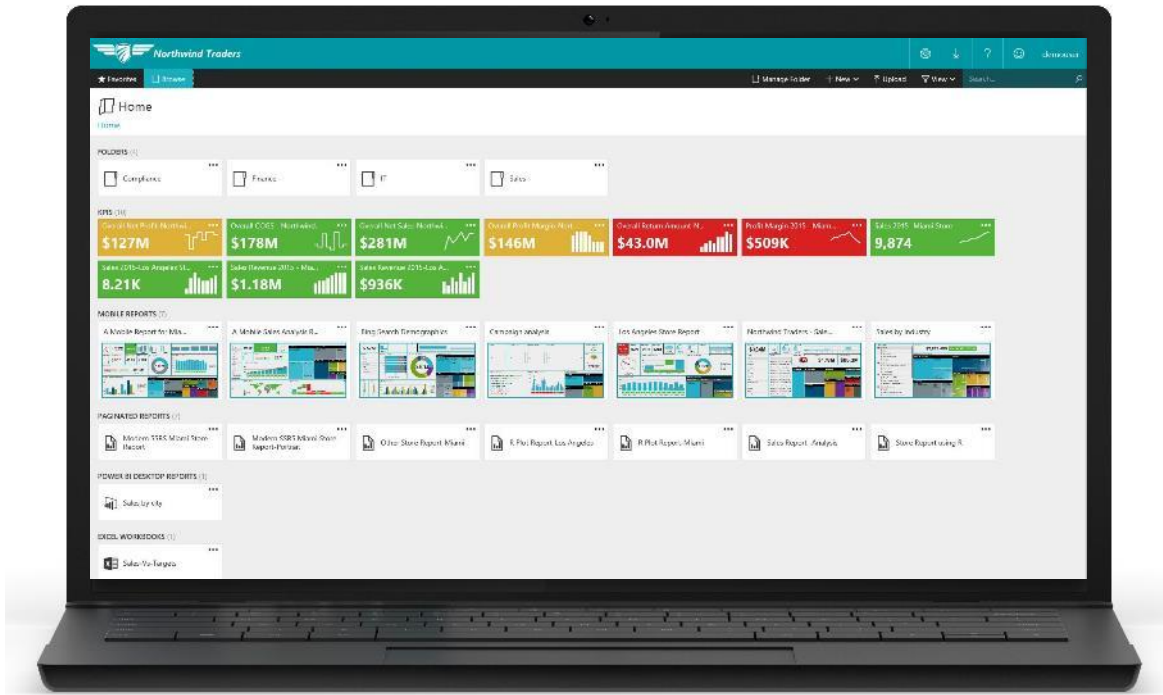


- ➔ One mobile app for Power BI and SSRS mobile reports
- ➔ Native mobile experience optimized for touch
- ➔ Keep data up-to-date with real-time query or scheduled data refresh
- ➔ Interact with mobile reports even when disconnected



# New, modern web portal for reports

## Consume paginated and mobile reports in one place



- ➔ Access KPIs and both types of reports in one web portal
- ➔ Upload Power BI Desktop files and Excel spreadsheets
- ➔ Apply custom branding
- ➔ Designed for modern browsers
- ➔ Built on HTML5 technology

# Custom Branding

The web portal supports custom branding, allowing the customization of:

- Logo
- Web portal colors, and
- A mobile report theme

