



Next Generation Data & Analytics Platform for Business Users



What's eyko

eyko – is a **NEXT GENERATION** multi-source data and analytics platform for **BUSINESS USERS** to get **INSIGHTS** and **ANSWERS** across any combination of **systems** in minutes.



What do we mean by Next Generation

- Designed for Business Users.
- Report and analyze data over single and multiple systems.
- Built to understand the systems it connects to with Application Intelligence™.
- Includes Embedded Power BI and an Excel Add-in.
- Leverages Artificial Intelligence, Machine Learning and AI Chat.
- All in a single application.



The Problem

Data Lives Here

JDE

Fusion

Salesforce

Yardi

Others



Users Work Here

Inquiry

Reporting

Dashboards

Analytics

Planning



Historical Options

Data Lives Here

JDE

Fusion

Salesforce

Yardi

Others



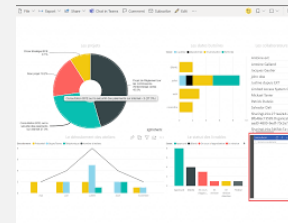
Data Warehouse



Custom Solution



Excel



Data Visualisation

Users Work Here

Inquiry

Reporting

Dashboards

Analytics

Planning



Single Data Platform - One Stop Shop

Data Lives Here

JDE

Fusion

Salesforce

Yardi

Others



Users Work Here

Inquiry

Reporting

Dashboards

Analytics

Planning



What it takes to go End 2 End

Data Lives Here

JDE

Fusion

Salesforce

Yardi

Other

eyko — Next Generation Data & Analytics Platform for Business Users

Application Intelligence –
Automatically understands large data sets and creates relationships between the data.

Data Enrichment
Augment your data with a rich set of assets to power reports & dashboards, streams, or chats.

Chat With Your Data
Free flowing analytic discussions with your data.

Freedom To Use All Your Data
SaaS, ERP, Legacy, On-premises, Big Data, Files, Cloud.

Clean and Blend data in seconds
Automatically clean and merge your data with a few simple clicks.

Self-Service Analytics
Easy to build elegant reports, dashboards, visualizations at scale + Excel Add-in.

Multi-Source

Enterprise Data Smarts

Clean & Blend

Data Enrichment

Reports & Dashboards

Free form Analysis

End-to-end low cost, integrated, data and analytics platform for business users

Users Work Here

Inquiry

Reporting

Dashboards

Analytics

Planning

eyko — Next Generation Chat Co-Pilot

The eyko Chat Co-Pilot understands your data so that you can have free-flowing analytics discussions with your information.

The screenshot displays the eyko Chat Co-Pilot interface within a Microsoft Excel window titled "View" and "Excel as a Database". The interface features a chat window with a light gray background and a dark blue header bar. The chat history shows a sequence of questions and answers:

- Question: "What product type sells the most"
- Answer: "The product type that sells the most is 'Road Bike'."
- Question: "what are total sales for Road Bike"
- Answer: "The total sales for 'Road Bike' are \$1,625,460.00."
- Question: "what product sells the least"
- Answer: "The product that sells the least is 'Phone Holder'."
- Question: "What are total sales for Phone Holder"
- Answer: "The total sales for 'Phone Holder' are \$4,739.00."

At the bottom of the chat window, there is a text input field with the placeholder text "What would you like to know?", an "Ask" button, and a small American flag icon. The interface also includes a sidebar on the left with a home icon and a chat icon, and a top right corner with icons for help, search, and refresh.



Problems customers solve with eyko

Consolidation



SOUND FAMILIAR?

"Our existing consolidation system is complex to use and can only handle summary information and we just need more detail to run the business properly."



THE EYKO SOLUTION

eyko's advanced consolidation capabilities allow you to:

- Consolidate multiple ERP systems or multiple instances of the same ERP.
- Unify different Charts of Accounts.
- Handle large volumes of transactions.

[Watch Video](#)

[Learn More](#)

Reporting Models



SOUND FAMILIAR?

"My existing reporting solution works great over a single data source but is not designed to work over multiple data sources or even multiple modules of the same system."

THE EYKO SOLUTION

eyko reporting models provide:

- Custom "Report Ready" apps for end users.
- Multi-ERP and cross-module reporting.
- Eliminate silos created by traditional reporting solutions.

[Watch Video](#)

[Learn More](#)

Data Visualization



SOUND FAMILIAR?

"Our users would love to build their own multi-data source dashboards. The tools are easy, but getting the ERP data into a form they need is just too complex."



THE EYKO SOLUTION

eyko's data visualization solutions are perfect for end users:

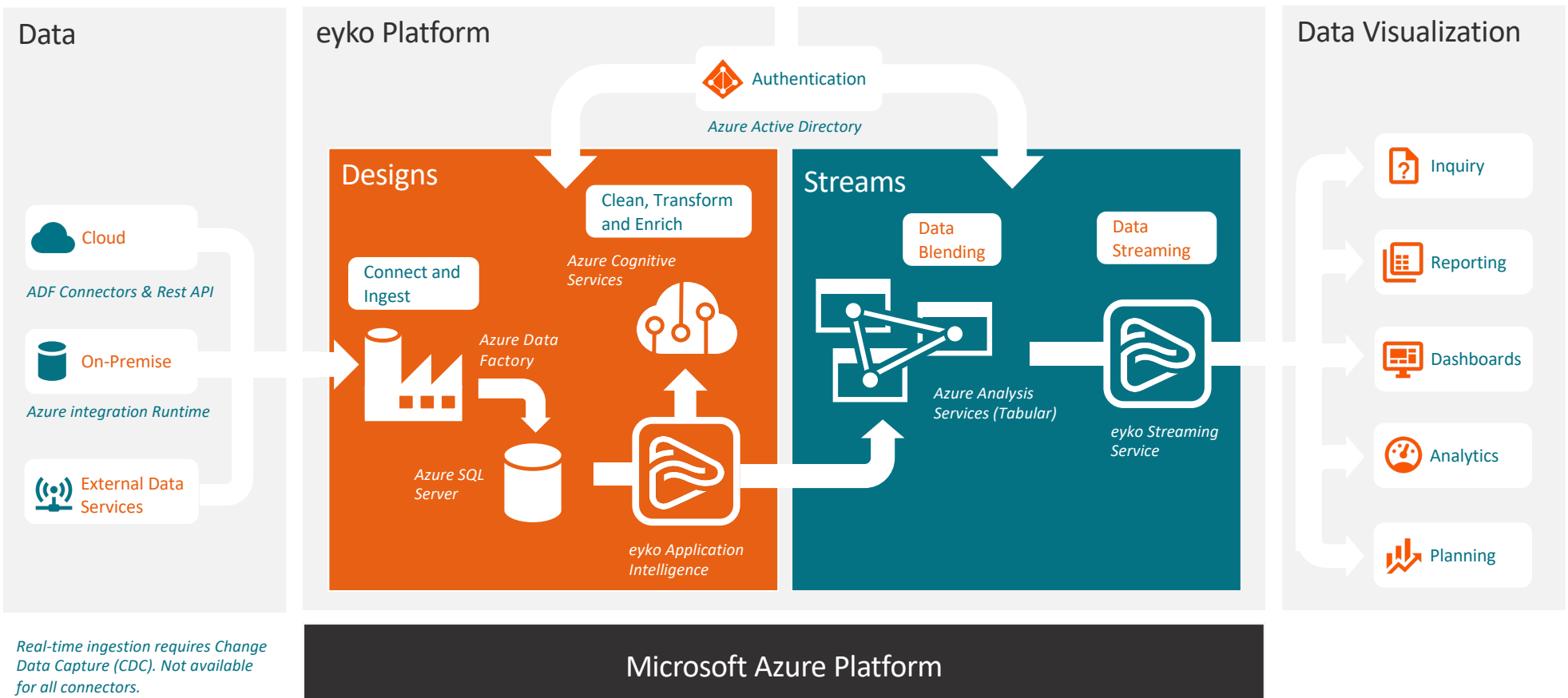
- ERP data without the complexity.
- Multi-data source dashboards.
- Aggregate large data sets.

[Watch Video](#)

[Learn More](#)



eyko Modern Data Platform






eyko – A Modern Data Platform to Support ALL Data Sources



Big Data

Connect live to on-premises databases like **SQL Server** and **Oracle**. Cloud integration to big data systems, including **Google BigQuery**, **Snowflake**, and **Amazon Redshift**.



Cloud Apps

eyko combines data from CRM, marketing automation, operations, and service delivery. Connect to apps like **Salesforce**, **HubSpot**, **ServiceNow**, **Shopify**, and **JIRA** in seconds.



Enterprise Systems

Connect to large-scale ERP systems such as **Oracle JD Edwards**, **NetSuite**, **Oracle Fusion Cloud**, and **SAP**. eyko works with smaller-scale accounting systems like **Xero** too.



Files

Combine data from **Excel**, **Google Sheets**, and delimited files like **CSV** as a single source. Connect to local files or storage accounts, including **Amazon S3**, **SharePoint**, and **Dropbox**.



Custom Integrations

eyko can integrate data from any open system that uses the **OData** or **Rest API** standard. If you have a particular application you need to integrate with, just let us know.



What makes eyko different.

- **Self-Service Reporting, Analytics, and Chat Co-Pilot:** us all data sources to ignite reporting, dashboarding, and assistive chat
- **Single Application:** Single integrated platform from end to end as opposed to a collection of 3rd party tools and technologies.
- **Application Intelligence:** Designed to understand the systems so the user doesn't need to be expert to work with data.
- **Approach:** eyko connects directly to Oracle Cloud ERP via Oracles API unlike other reporting and analytics solutions who rely on extract tools and CSV's to get data out of Oracle Cloud ERP.
- **Virtual Data Warehouse:** All the benefits of clean and accurate data from multiple systems without the cost and pain of a traditional data warehouse approach.
- **Artificial Intelligence:** Leverages uses AI, ML, and NLP to enhance data, revealing hidden insights and anomalies in large datasets, beyond human perception.
- **Any, Any, Any:** Enables any user to connect to any combination of Cloud or On-Premise systems, blend and enrich the data and stream the results to any application or into eyko reports and dashboards.



eyko

www.eyko.io