



Foundation for collaboration



Welcome to the new iBinder

We are proud to present the new iBinder to you.

Everything from design, features and system architecture has been re-built so that we can give you an even better experience and give you many new features now and in the future.

In addition to the major upgrade of the "foundation" in iBinder, we are now expanding with new collaboration features that allow you to better process handling and additional time savings in your workflow.

Foundation and Collaboration

iBinder is now more mobile than ever before. Now you can access all your projects and information on the go on any mobile device.

Everything from file upload, search, preview of files, new 2D viewer, BIM viewer, is implemented so you can access and navigate your project and find information more easily and quickly through all phases.

New features like 'Inspection' improve collaboration and planning of various inspection types and making it easy to generate reports to your binder.

'Case Management' creates a solid foundation for digital deviation management, and many other processtypes in the future.

'Q&A' improves time management of questions that need to be solved, and highlighting the decisions made.

Foundation

Your new bookshelf

A brand-new bookshelf experience

The bookshelf now shows you a completely new design that has the same identity as the previous platform. If you access iBinder from a mobile device, your screen size will control how to get the best possible view of the user interface.

Creating and customizing binders

The ring binder creation process has been optimized and now gives you more customization options. This includes - among other things - adding more project information to the Index page, managing colors, and logos for templates.

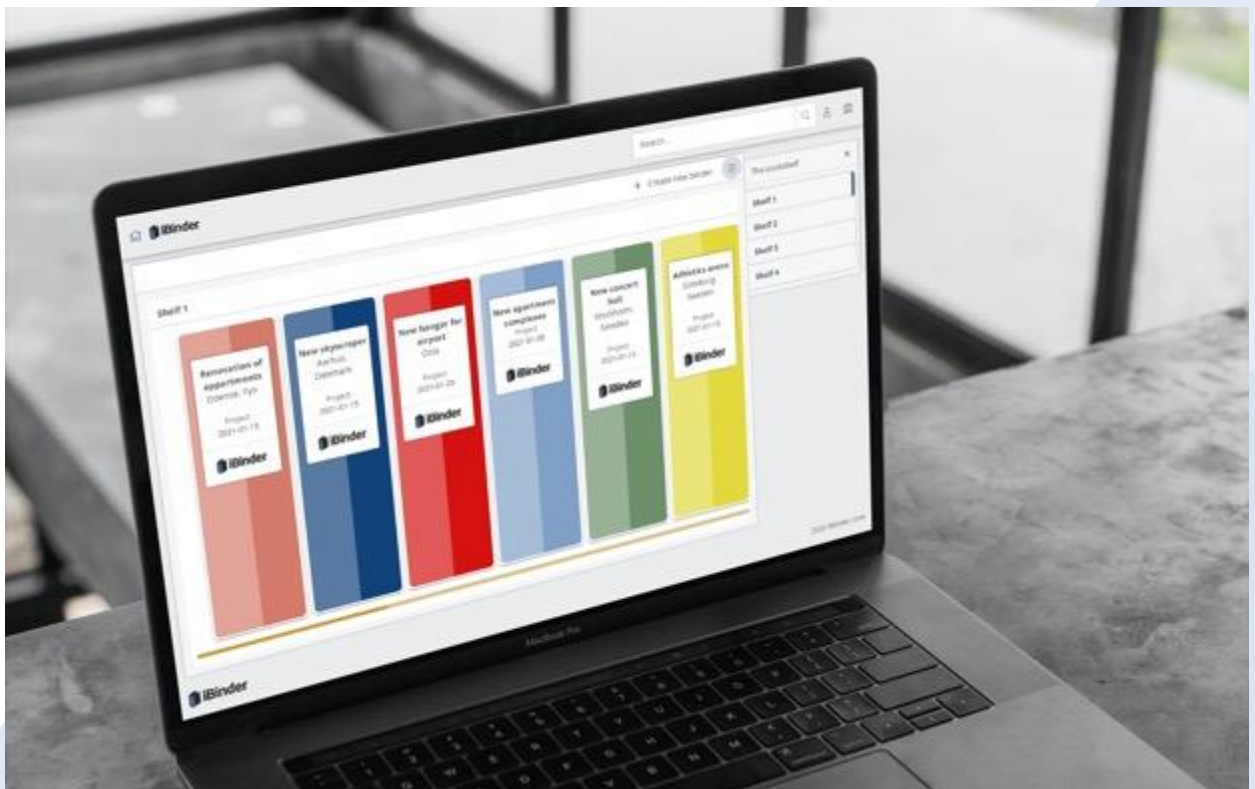
Customize your bookshelf

The bookshelves are now located on the right side of the screen. Now you can create and name the bookshelves you want. In this way, you can organize your project constellations as you wish.

Boosted search features

We have developed a fast global search feature that allows you to find a specific file easily and quickly.

In binders, you can search for specific files in the project itself or extend the search to all bookshelves.



Foundation

Bookshelves on mobile devices

A brand-new mobile bookshelf experience

The new iBinder platform gives you a great mobile interface, so you can easily access your projects and tasks on the go.

iBinder automatically detects your screen size and customizes the user interface for an optimal user experience.

On smartphones, the user interface is transformed into a brand-new mobile layout that makes it easy to navigate while preserving the same bookshelf identity.

Improved navigation

Navigation between tabs and subfolders in binders on mobile devices is done with a pop-up function. This allows you to easily jump to another location in the binder without having to click back and forth in the folder structure.

In addition, the global search function can help you find the information you need to use quickly and efficiently.

See files on the go

Reviewing files has now become more intuitive and visual. All files uploaded to iBinder are immediately converted, allowing you to quickly and easily view file previews in the browser or mobile version of iBinder.

You can also delve into the information with the updated built-in viewer when you're on the go.



Foundation

File manager and viewer

Smart file upload

When you upload files to iBinder, you can continue your work elsewhere in the platform knowing that the files are being uploaded in the background.

The new upload technology allows you to upload files that take up to 5 terabytes for each piece!

Better file structure and viewing

We've upgraded file and metadata display features, making it even easier for you to navigate and structure your data in your binders.

This makes it easier to see and customize the important information to share with your cooperating players in your binders.

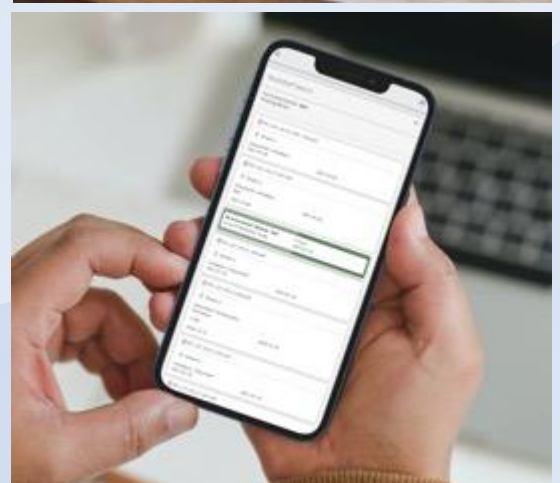
In the new view of the files, it is now also possible to select a file and create a question directly to the 'Q&A' tab in the binder, so you can get answers to your questions more quickly.

All-new capabilities with the new viewer

When a file is uploaded to iBinder, it is immediately converted to the viewer.

This allows files to be previewed in the document history by using a preview.

Open the file for even more detail in the built-in viewer, with updated measurement tools now available.



Foundation

Question & Answers

Essential communication

We have a new 'Question and Answer' feature ready for you.

Now it is possible to schedule questions with deadlines. In addition, we have highlighted the functions for making decisions.

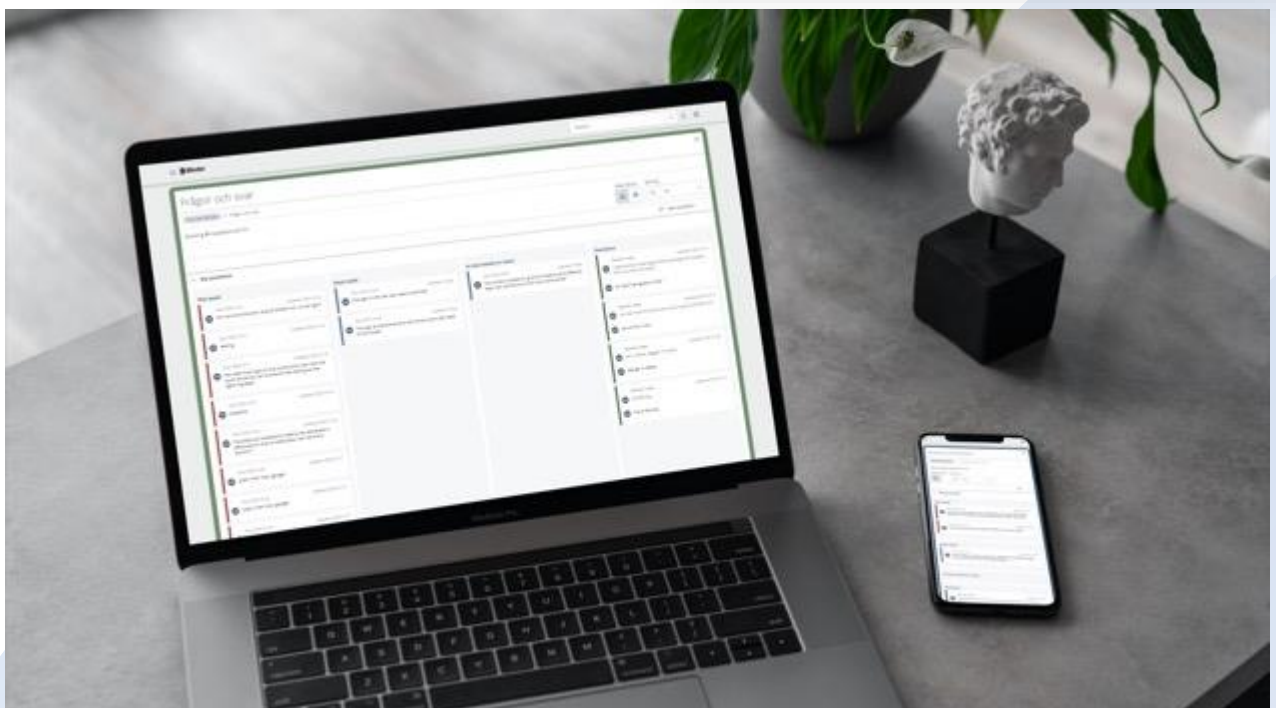
Questions can be created from the ring binder tab, or from a file in the folder structure.

The question tab now has a map view that places questions in columns based on deadlines and status.

Decide

When a decision on a question is to be taken, this is highlighted in the line of correspondence.

In the map view, the card is moved to the 'Decision column', where the original question and decision appear on the map.



Foundation

Announcements

Make a clear announcement

The announcement tab is a powerful tool for publishing important messages to the users in your binder.

The submitted spreads are listed chronologically on the tab, and it is possible to filter and organize the sub-items in many ways.

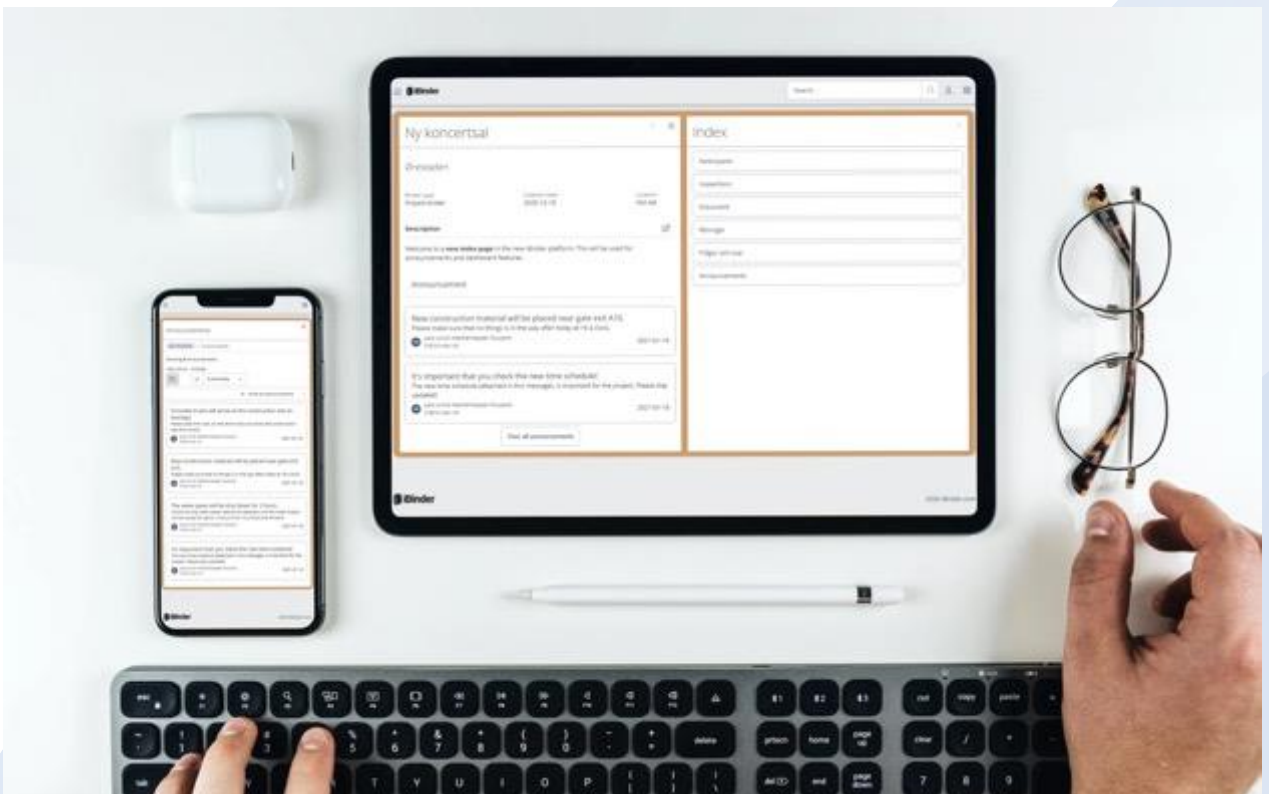
The bulletin board also gives you a great overview on mobile devices, so you're always up to date when you're on the go.

Focus on the posts

A big advantage of the new iBinder platform is the use of the index page as a dashboard feature.

This means that boards from the Bulletin Board now appear in a section in the index page of the ring binder.

This way, the participant in the binder can easily keep up to update when they open the binder.



Foundation

BIM-viewer

A whole new visual experience

We have implemented the Autodesk Forge viewer, so you now have the ability to view and navigate BIM files directly in a binder on iBinder.

Better communication

This makes it easier to visualize, communicate and find information and data from your projects.

Works great on the go

The BIM viewer works great on mobile devices, so you can easily navigate your model files on the go.

Key features

The Autodesk Forge viewer gives you, among other things:

- 3D orientation tools
- Panning
- Zoom
- First person
- Measurements on objects
- Make incisions of the model
- Model expansion
- Model browser
- Object properties



Collaboration

Inspection

Inspections made easy

We are proud to present a new module for handling inspections and related tasks in your organization.

Set up your desired inspections via templates and assign inspection tasks to internal and external companies.

Add intervals and deadlines for easy and simple administration and planning of your inspection work.

Monitoring inspections

All set-up inspections are displayed in an overview section, so you can easily see the applicable status of an inspection type.

If you enter an inspection, you'll get a simple overview of everything from previously generated reports, ongoing reports, and an overview of tasks to be solved in relation to the inspections performed.





Foundation for collaboration

Collaboration

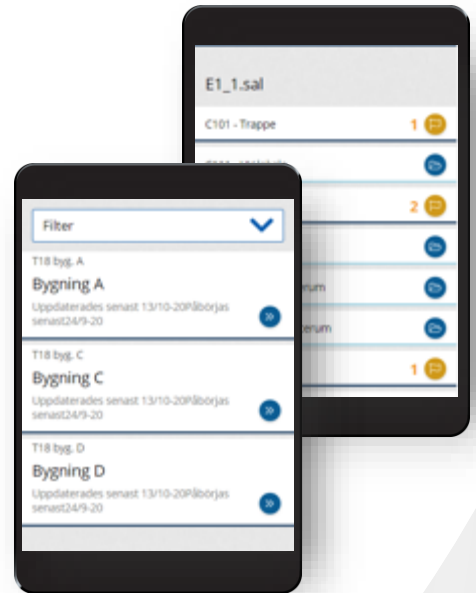
Inspection app

Using the Inspection app on the go

Using the iBinder's Inspection app, you can set up the buildings' spaces so that you can systematically review buildings during inspection checks or deviation review.

The information generated in the inspection app is automatically transferred to your binder on iBinder, where you can work on the information.

The iBinder Inspection app will therefore make it faster and easier for all actors involved to carry out the inspection work on the go.



Collaboration

Case Management

Optimize deviation management

We are proud to introduce the Case Management features into the new iBinder platform, as it allows you to optimize the handling of deviations in all phases of construction projects in an easy and simple way.

By creating registrations in the iBinder Inspection app, all tasks to be completed will be transferred to your binder on iBinder in the view called 'Issue Board'.

The 'Issue Board' is a tab that gives you a simple overview of the deviation tasks to be distributed to collaborators in the project.

You can then assign tasks to other participants who receive a notification on their 'Task app'. Once they have rectified the deviation in the building, you can review the rectified work documented by photo and text in the 'Issue Board'.

By using Case Management, all actors involved save time while you keep all documentation gathered in your project on iBinder.

The Inspection App

The Issue Board

The Task App

