

hmx.ai

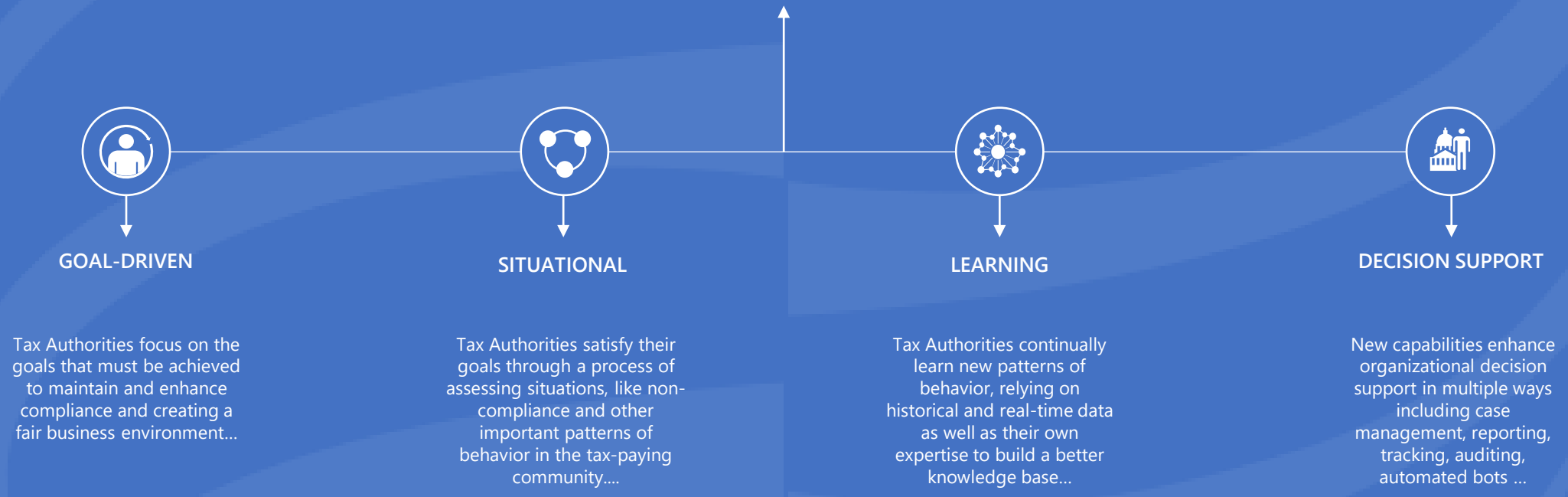
Tax Intelligence System

Test Drive Introduction

HMX Tax Intelligence System

How can Situational Reasoning help me with tax compliance issues?

The HMX Tax Intelligence test drive enables you to explore the many ways situational decision support improves tax law compliance through monitoring of transactions, detection of non-compliance, and learning of new non-compliance patterns.



Let's consider the ways to benefit from Tax Intelligence

Log in



Log in with your Microsoft email address.

Free 30-day trial.

Overview



Describes the different organizational roles in a **Tax Authority** benefitting from Tax Intelligence, from **Managers** to **Auditors** and the **Taxpayer** community.

Case Management & Fraud Dashboards



Managers apply the **Case Management Dashboard** to review tax revenues and tax filings flagged by auditors.

Auditors set-up follow-up processes with owners, view the number of **incompliance issues cases** reported each month and develop treatments for each issue to move them to resolution.

Auditors use the **Fraud Dashboard** to spot potential areas of incompliance, see how Tax Authority goals for fairness and revenue capture are met by configuration of incompliance situation-rules, and assess the ongoing effectiveness of these rules.

Real-time Business Intelligence



Auditors view details of tax transactions and analytics in monitoring dashboards, which are updated in real time to reflect current conditions in a **Situation Report** focused on meeting Tax Authority goals.

Furthermore, when Auditors want to review compliance effectiveness, a **modelling tool** is available for insights on taxpayer segmentation.

Sales Suppression Use Case



Tax Authorities in many jurisdictions are concerned about **sales suppression** to create a fair business environment and capture lost tax revenue.

Auditors and other tax authorities use **visualizations** to see trends develop in real-time.

Learning from Tax Data



New patterns in vendor behavior occur with changing business models and economic conditions.

Incompliance patterns continually shift and move, and **Big Data** amplifies the problem of finding patterns.

Technical users apply Tax Intelligence to **detect new patterns**.

About & More



Learn more about **Situational Reasoning** at HMX and how **Tax Intelligence** can help you.

Meet the Team

Tax Officials face many challenges

The team challenges are

- Gaining insight into tax returns
- Maintaining a fair business environment
- Eliminating fraud
- Forecasting tax revenues
- Sharing knowledge
- Creating strong and resilient government

The Team

Managers, Auditors, Analysts

Tax administration teams want solutions that provide insights into the overall collection process, risk assessments, case management and decision support that enhances the the performance of entire team.



HMX Tax Intelligence System

TEST DRIVE OVERVIEW


What are the important organizational roles involved?

Case Management & Fraud Detail dashboards

Business intelligence from real-time monitoring data

Detecting sales suppression in a real-time tax scenario

Learning patterns in tax data



Margaret, Tax Official



Trial Test Drive
log-in





Opens with a description of roles



Accesses the dashboards

Identification





Margaret, Tax Official



Trial Test Drive log-in



Opens with a description of roles



Accesses the dashboards

hmx.ai TIS

Home

Dashboards <

Real-time Monitoring <

Learning Patterns <

About

hmx.ai TAX INTELLIGENCE

Other regions & international

Principal administrative districts share knowledge.

Regional Tax Office

Managers want essential data, increasingly with updates in real-time.

Federal Tax Office

Strong and resilient governments rely on fair and efficient tax collection that is citizen-centric.

Tax Auditors

Several tax authority organization roles benefit from intelligent situational decision support;


- Regional & Federal Tax Office Managers,
- Tax Auditors and
- Vendors.

Vendors

Vendors need an equitable business environment to succeed, and transparency to increase trust and voluntary compliance.

©2017-2021 HMX Tax Intelligence System





Margaret, Tax Official



Opens with a description of roles



Accesses the Tax Dashboards



Access Fraud Dashboard

Tax Intelligence | The future of Tax

Home > Dashboards

Search, Mail, 3 notifications, Margaret

The Tax Dashboard provides Tax Officials with a high-level view of activities, audit personnel, and tax revenue related to compliance - in real-time where available.

hmx.ai TIS

Home, Dashboards, **Tax Dashboard**, Fraud Dashboard, Real-time Monitoring, Learning Patterns, About

Tax Authority Managers Tax Dashboard

Challenges include;

- Gaining insight on revenue
- Identifying fraud
- Forecasting revenue
- Preventing fraud

Click on the Tax Auditor list to view their cases.

Ctrl-click numbers in the middle center to view impact on Tax Revenue Projection.

Numbers reflect tax authority level of compliance monitoring (0=none, 0.3=extensive)

Submission Percentage

Revenue & Projection

Critical Issues

Tax Auditors

CaseID	VendorName	Tax Due	Tax Due Date	VAT Due	Status	Auditor
C-169201	Don's Restaurant	\$53,914	Saturday, July 15, 2017	\$48,559	Final review	Ralf Kaufmann
C-269817	Trioelectric Club	\$98,468	Saturday, July 15, 2017	\$46,567	In progress	Alan Zang
C-320098	DoubleFaux	\$26,701	Saturday, July 15, 2017	\$13,262	Flagged for review	Michael Jon
C-341479	Apzate Mexican	\$20,989	Saturday, July 15, 2017	\$14,886	In progress	Polla Ryzaev
C-438770	Silicon FaseOff Hockey Pub	\$38,186	Saturday, July 15, 2017	\$23,119	In progress	Paul Taylor
C-466881	Flextrans Autobar	\$82,577	Saturday, July 15, 2017	\$80,180	In progress	Paul Taylor
C-667139	Drilltaxon	\$14,511	Saturday, July 15, 2017	\$14,249	Final review	Teddy Stoker
C-693791	Kandax Klub	\$52,040	Saturday, July 15, 2017	\$17,928	Flagged for review	Paul Taylor

©2017-2021 HMX Tax Intelligence System





Tony, Tax Auditor



Accesses the Tax Dashboards



Access Fraud Dashboard



Real-time monitoring of sales suppression

Tax Intelligence | The future of Tax

Home > Dashboards

hmx.ai TIS

Home

Dashboards

Tax Dashboard

Fraud Dashboard

Real-time Monitoring

Learning Patterns

About

Tax Auditor Fraud Dashboard

Challenges include;

- Meeting audit goals/targets
- Assessing fraud situations
- Fairness in audit processes

The Auditor's goals align with *situations* relevant to goals.

Real-time transaction rules assess these situations. Rules have parameters that impact effectiveness.

Click on Goal 1). a). to see the situation for this goal.

Click on rule Parameter values to see impact on rule effectiveness and revenue capture.

Goal

Goal: Promote a fair business environment.

- Discourage sales suppression.
 - Monitor sales suppression.
 - Look for new sales suppression patterns
 - Assess the return from investigative costs.
- Identify new tax evasion trends.
 - Determine if vendors are underreporting alcohol
 - Detect system anomalies
 - Determine if vendor is reporting sales reliably.

Situations

- Taxi electronic sales suppression
- POS-specific sales suppression
- Non-specific sales suppression
- Misallocation
- Last call sales suppression
- Geo-clusters
- Device disconnected
- Audit review efficiency
- Audit revenue efficiency

Cash to Credit Ratio

Parameter

0.05

0.1

0.15

0.2

0.25

0.3

Rule Effectiveness

Percentage of Sensitivity

Average of Specificity

May 27

May 25

May 23

May 21

0%

100%

200%

Projected Revenue Capture

East North South West

Q1 Q2 Q3 Projected Q4 Projected

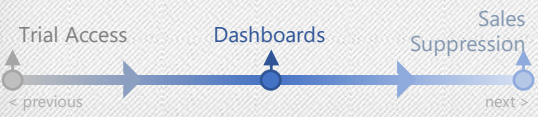
Current Cases

CaseID	VendorName	Status	Auditor	Situation
C-169201	Don's Restaurant	Final review	Ralf Kaufmann	2
C-269817	Trioelectric Club	In progress	Alan Zang	3
C-320098	DoubleFaux	Flagged for review	Michael Jon	1
C-341479	Apzatex Mexican	In progress	Polla Ryzhev	9
C-438770	Silicon FaseOff Hockey Pub	In progress	Paul Taylor	8
C-466881	Flextrans Autobar	In progress	Paul Taylor	3

©2017-2021 HMX Tax Intelligence System

New non-compliance data pending for your review.

The alert limit for the Cash-to-Credit ratio parameter impacts Revenue Capture





Tony, Tax Auditor



Access the Fraud Dashboard



Real-time monitoring of sales suppression



Learning new patterns from tax data

Tax Intelligence | The future of Tax

Home > hmx.ai TAX INTELLIGENCE 5/21/2017 6:00:00 AM

VendorName	Cash2Credit 4hr MA	First VSDC	Receipt Total	Cash_Sales
ApzateX Mexican	0.33	VSDC-010	\$2,058	\$517
Bar Zap	0.63	VSDC-003	\$1,884	\$726
Basedox Winery	0.38	VSDC-005	\$2,637	\$721
BetaBlock Bar	0.17	VSDC-003	\$2,177	\$318
BioCity Bar	0.10	VSDC-004	\$7,336	\$696
Daltfax Wine Bar	0.42	VSDC-005	\$4,555	\$1,350
Dany Dex Pub	0.70	VSDC-007	\$1,573	\$647
Don's Resturant	0.25	VSDC-004	\$1,565	\$313

Non-compliance

Cash:Credit by VSDC

Cash and Credit Sales by VSDC

VSDC

- VSDC-001
- VSDC-002
- VSDC-003
- VSDC-004
- VSDC-005
- VSDC-006
- VSDC-007
- VSDC-008
- VSDC-009
- VSDC-010





Tony, Tax Auditor



Access the Fraud Dashboard



Real-time monitoring of sales suppression



Learning new patterns from tax data

Tax Intelligence | The future of Tax

Home > Real-time Monitoring

Use Power BI's interactive features to change dates and view cash-to-credit ratios reported by different vendors.

hmx.ai TIS

Home, Dashboards, Real-time Monitoring, Sales Suppression, Learning Patterns, About

Tax Auditor Detect Sales Suppression

The display at right is a *situation report* with details on situations of interest to Auditors.

Click on a vendor name at center-top to display transactions and cash-to-credit information for that vendor.

Several vendors are connected to a Virtual Sales Data Collector (VSDC). Click on a VSDC to see the VSDC's vendors and transactions.

For one of the non-compliant vendors identified on the previous display, use the visual interactions on this display to confirm low cash-to-credit ratio for the vendor.

VendorName	First VendorID	First VSDC	Cash2Credit 4hr MA	Min of VendorType
Silicon Inn	V-30826	VSDC-004	0.18	4
Vento Quo Restaurant	V-29621	VSDC-008	0.21	2
QVO Holding	V-29118	VSDC-010	0.21	4
StrongBox Bank Bar	V-27715	VSDC-010	0.21	2
Fintrans Alternative Norweigan	V-34344	VSDC-001	0.30	1
Touchstone Pub	V-27312	VSDC-004	0.31	4

Apzatec Mexican, Bar Zap, Basedox Winery, BetaBlock Bar, BioCity Bar, Daltfax Wine Bar, Dany Dex Pub, Don's Restaurant, DoubleFa..., Drilltaxon, Faselax Restaurant, Fintrans Alternativ..., Flextrans Autobar, Ganz SanFran

VSDC-001, VSDC-002, VSDC-003, VSDC-004, VSDC-005, VSDC-006, VSDC-007, VSDC-008, VSDC-009, VSDC-010

VendorName	FoodSubtotal	FoodTax	DrinkSubtotal	DrinkTax	Receipt Total	Cash2Credit 4hr MA
Apzatec Mexican	\$76,741	\$4,029	\$23,483	\$1,585	\$125,884	0.44
5/21/2017 6:00:00 AM	\$1,265	\$66	\$374	\$25	\$2,058	0.33
5/21/2017 7:00:00 AM	\$1,111	\$58	\$336	\$23	\$1,818	0.35
5/21/2017 8:00:00 AM	\$646	\$34	\$174	\$12	\$1,029	0.35
5/21/2017 9:00:00 AM	\$724	\$38	\$258	\$17	\$1,233	0.41
5/21/2017 11:00:00 AM	\$370	\$19	\$192	\$8	\$619	0.40
Total	\$5,668,071	\$297,572	\$3,855,116	\$260,224	\$11,985,621	0.42

Y Q W D May 21 2017 - May 28 2017

Cash2Credit, Cash2Credit 4hr MA, Cash_Sales, Credit_Sales

©2017-2021 HMX Tax Intelligence System





Linda, Tax Analyst



Real-time monitoring of sales suppression



Learning new patterns from tax data

Get more information on HMX Tax Intelligence

Tax Intelligence | The future of Tax

Home > Learning Patterns

5/23/2017 6:00:00 AM

TAX INTELLIGENCE

Vendor Clusters: Cluster1, Cluster2, Cluster3, Cluster4, Cluster5, Cluster6

East, West, North, South

Count of Receipts

Count of Owner by Vendor Clusters

VendorName	First Owner	First VSDC
Opelane Fine Food	Badboy Leisure Ltd.	VSDC-004
Tempra Disco	Battleground Management	VSDC-002
Triolectric Club	Bermuda Triangle Group	VSDC-009
Basedox Winery	Bhatti & Zahid	VSDC-005
Suncane Brazilian	BlackBird Food Ltd.	VSDC-002
Apzatex Mexican	Blend Ltd.	VSDC-010
The Dingzone	Brockdy Bread Company	VSDC-001
Julio's TinSunZap	Dorothy Day Lewis	VSDC-007
Faselax Restaurant	E. Sahar	VSDC-002
Plexrunla Roadhouse	Elizabeth Ak	VSDC-004
Pluscany Italian	Elizabeth Ak	VSDC-006
Spanilax Dance Club	Fernando Silva Teruilla Impp	VSDC-010

Tax data in this case show a **pattern of missing transactions**;

- at a certain time of day,
- by a group of vendors located close together and owned by the same parent company.

The pattern suggests either deliberate **sales suppression** or an equipment problem.





Linda, Tax Analyst



Real-time monitoring of sales suppression



Learning new patterns from tax data



Get more information on HMX Tax Intelligence

Tax Intelligence | The future of Tax

Home > Learning Patterns

Use Power BI's interactive features to change dates and vendors to identify those not reporting transactions.

hmx.ai TIS

- Home
- Dashboards
- Real-time Monitoring
- Learning Patterns
 - Learning
 - Detect System Anomalies**
- About

Tax Auditor
Detect System Anomalies

A goal of the tax authority is to detect system anomalies that might indicate fraudulent practices.

Transaction counts over time can indicate disconnected monitoring devices.

On the previous display a cluster of four vendors reporting zero transactions was detected during a period of several hours.

Use visual interactions to confirm that the 4 vendors in the cluster have a gap in reported transactions during the same time period.

hmx.ai TAX INTELLIGENCE

VendorName	First VendorID	First Owner	First VSDC	Min of Vendor Type
Apzate Mexican	V-33031	Blend Ltd.	VSDC-010	4
Bar Zap	V-28817	T. Jackson	VSDC-003	3
Basedox Winery	V-26003	Bhatti & Zahid	VSDC-005	1
BetaBlock Bar	V-25700	Smadi and Grab Corporation	VSDC-003	1
BioCity Bar	V-31528	XOR Corp.	VSDC-004	2
Dalfax Wine Bar	V-29801	T&W Pearson	VSDC-005	1
Dary Dex Pub	V-33132	T&W Pearson	VSDC-007	4

Vendor selection: Apzate Mexican, Bar Zap, Basedox Winery, BetaBlock Bar, BioCity Bar, Dalfax Wine Bar, Dary Dex Pub, Don's Restaurant, DoubleFa..., Drilltaxon, Faselax Restaurant, Fintrans Alternativ..., Flextrans Autobar, Ganz Sanfran

VSDC-001	VSDC-002	VSDC-003	VSDC-004	VSDC-005	VSDC-006	VSDC-007	VSDC-008	VSDC-009	VSDC-010
VendorName	FoodSubtotal	FoodTax	DrinkSubtotal	DrinkTax	Receipt Total	Transaction Count			
Apzate Mexican	\$149,416	\$7,844	\$45,838	\$3,094	\$245,244	4,706			
5/21/2017 6:00:00 AM	\$1,239	\$65	\$440	\$30	\$2,110	43			
5/21/2017 7:00:00 AM	\$889	\$47	\$269	\$18	\$1,454	30			
5/21/2017 8:00:00 AM	\$1,219	\$64	\$353	\$24	\$1,974	35			
5/21/2017 9:00:00 AM	\$1,041	\$55	\$332	\$22	\$1,724	35			
Total	\$9,956,026	\$522,688	\$6,546,067	\$441,864	\$20,767,063	192,034			

Timeline: Y Q M W D | May 21 2017 - May 28 2017

Bar chart showing CashSales and CreditSales from May 22 to May 28.

© 2017-2021 HMX Tax Intelligence System





Tax Authority Team



Learning new patterns from tax data



Get more information on Tax Intelligence and how HMX applied Goal-Directed Task Analysis to focus AI capabilities on supporting your Tax Authority's mission.

Visit hmx.ai or email info@hmx.ai

