





DEMAND MANAGER™

Demand-side activities are a company's best chance to control costs and reduce energy use. Demand Manager™ provides maximum opportunity to control and/or reduce energy usage by managing demand across many locations and multiple BAS types to meet your energy cost and load objectives without sacrificing customer comfort or installing additional hardware or meters.

-  **Multi-action strategies** that automatically react to kW usage, zone temperature, and more
-  **Works across multiple BAS** and doesn't require a meter
-  **Select strategies** at the system or sub-system level
-  **Automated DR Event** response with CPower and other programs

DAY-TO-DAY DEMAND MANAGEMENT + DEMAND RESPONSE CAPABILITIES

Many controls systems lack the capabilities to manage multiple cascading curtailment strategies, controlling many locations at once, or automating strategies such as load rolling. Demand Manager™ puts you back in control. Automatically maximize your efficiency based on your objectives day by day or set-and-forget strategies to optimize for cost without sacrificing comfort.

FINALLY TAKE BACK CONTROL

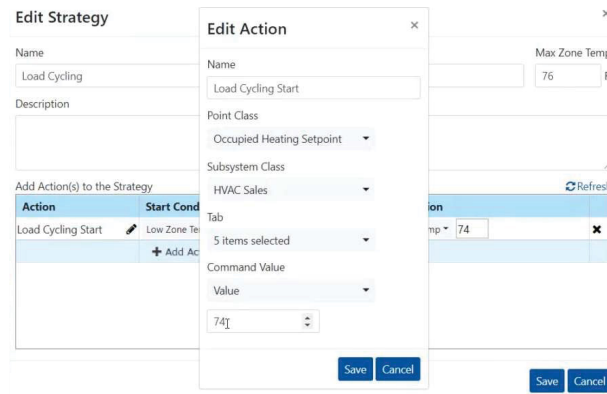
VISIBILITY

Demand Manager™ allows you to see and sort your locations at a glance, with updates of current weather, baseline kW, and capacity every 5 minutes. View all your Demand Events in a single place, and slice and dice them by provider or time. Plus, build your own filtered reports to export the data you need.



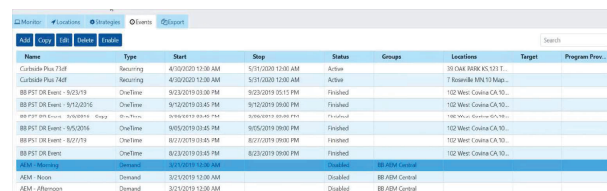
OPTIMIZATION

Use multiple triggers and actions to customize strategies across one or many stores or regions to load shave or shift without affecting customer comfort. With real-time updates every 5 minutes, you can fine-tune the system as much as you like. And, with automation, take more advantage of DR events.



FLEXIBILITY

Demand Manager™ works across diverse control systems and works with or without a meter. Build your own location groups so you can control changes at the level YOU choose. Upload store lists, copy strategies, and export what you need for analysis.



Name	Type	Start	Stop	Status	Groups	Locations	Target	Program Prev.
Caribou Plus 7248	Recurring	4/10/2019 12:00 AM	5/31/2019 12:00 AM	Active		10 DMA 3000 AS 133 E.		
Caribou Plus 7487	Recurring	4/10/2019 12:00 AM	5/31/2019 12:00 AM	Active		7 Rowley Pls 13 Row.		
BB PST DR Event - 8/23/19	One-Time	8/23/2019 03:00 PM	8/23/2019 05:15 PM	Finished		102 West Contra CA 10.		
BB PST DR Event - 9/12/2019	One-Time	9/12/2019 03:45 PM	9/12/2019 06:00 PM	Finished		102 West Contra CA 10.		
BB PST DR Event - 9/16/2019	One-Time	9/16/2019 04:45 PM	9/16/2019 06:00 PM	Finished		102 West Contra CA 10.		
BB PST DR Event - 9/25/2019	One-Time	9/25/2019 03:45 PM	9/25/2019 06:00 PM	Finished		102 West Contra CA 10.		
BB PST DR Event - 8/27/19	One-Time	8/27/2019 03:45 PM	8/27/2019 06:00 PM	Finished		102 West Contra CA 10.		
BB PST DR Event	One-Time	8/23/2019 03:45 PM	8/23/2019 06:00 PM	Finished		102 West Contra CA 10.		
BBM - Morning	Demand	3/21/2019 09:00 AM	3/23/2019 09:00 AM	Disabled	BB ABM Control			
BBM - Noon	Demand	3/21/2019 12:00 PM	3/23/2019 12:00 PM	Disabled	BB ABM Control			
BBM - Afternoon	Demand	3/21/2019 1:30 PM	3/23/2019 1:30 PM	Disabled	BB ABM Control			

MANAGE DEMAND, OR DEMAND EVENTS WITH DEMAND MANAGER™



Incentive checks are nice, but Demand Manager™ helps with year-round demand management AND demand response

DEMAND RESPONSE



Automatically react to called events from your aggregator or provider



Set strategies that react to kW shedding, so the next one starts if the goal isn't going to be met



Watch events in near real-time with 5 minute interval reporting



Export data to support your M&V needs



DEMAND MANAGEMENT



Pre-build strategies that cascade across locations based on your zone temperatures, weather and more.



Create strategies at the sub-class level to be even more creative at saving energy without affecting customers or staff.



Create reports across EnterpriseDX® demonstrating demand reduction across high-cost and regulated locations. Look like a hero.

Monitor | Locations | Strategies | Events | Export

05/04/2020 | Curbside Plus 74df | All Timezones | All Locations | Search | Export

Location	System Type	Location	Unit	Point	Event	Command Time	Value	Revert Time	Value	Status
7 Roseville MN	Trane Tracer Su...	20 Cedar Rapids...	RTU 01	Occupied Coolin...	Curbside Plus 74...	11:45 AM	74	5:00 PM	75	Complete
10 Maplewood ...	Trane Tracer Su...	20 Cedar Rapids...	RTU 02	Occupied Coolin...	Curbside Plus 74...	11:45 AM	74	5:00 PM	75	Complete
11 Blaine MN	Trane Tracer Su...	20 Cedar Rapids...	RTU 03	Occupied Coolin...	Curbside Plus 74...	11:45 AM	74	5:00 PM	75	Complete
14 Rochester MN	Trane Tracer Su...	20 Cedar Rapids...	RTU 05	Occupied Coolin...	Curbside Plus 74...	11:45 AM	74	5:00 PM	75	Complete
15 Oakdale MN	Trane Tracer Su...	20 Cedar Rapids...	RTU 06	Occupied Coolin...	Curbside Plus 74...	11:45 AM	74	5:00 PM	75	Complete
17 Sioux Falls SD	Trane Tracer Su...	20 Cedar Rapids...	RTU 07	Occupied Coolin...	Curbside Plus 74...	11:45 AM	74	5:00 PM	75	Complete
18 Onalaska WI	Trane Tracer Su...	20 Cedar Rapids...	RTU 08	Occupied Coolin...	Curbside Plus 74...	11:45 AM	74	5:00 PM	75	Complete
20 Cedar Rapids...	Trane Tracer Su...	20 Cedar Rapids...	RTU 11 Install Bay	Occupied Coolin...	Curbside Plus 74...	11:45 AM	74	5:00 PM	75	Complete
21 Coralville IA	Trane Tracer Su...									
26 Wauwatosa WI	Trane Tracer Su...									
29 Racine WI	Trane Tracer Su...									
44 Brookfield WI	Trane Tracer Su...									
46 Champaign IL	Trane Tracer Su...									
59 Madison WI	Trane Tracer Su...									

73 Locations | 8 Commands