



Real world savings and growth

PLEXIS BY THE NUMBERS

The background features a complex, abstract data visualization. It consists of numerous overlapping, semi-transparent blue shapes that resemble jagged lines or peaks, creating a sense of depth and movement. The colors range from light blue to dark blue, with white highlights. The overall effect is that of a dynamic, multi-layered chart or data set.

Specialty Network

📍 NEW YORK, USA

CLIENT

National radiology network and managed services organization (MSO) that administers nearly 4 million lives and processes over 1 million claims/year.

PLEXIS empowers this specialty network with claims repricing, network management, cost containment, and auto-adjudication for over \$675,000 in total annual savings.

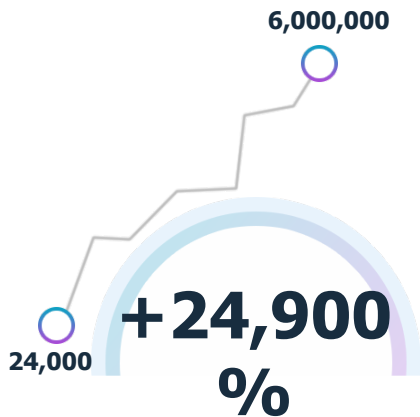
**Cost per claim source: AHIP Survey, available from <http://www.ihqre.org/tag/claims-cost>
Cost/claim for auto-adjudication = \$0.99 | Cost/claim for manual adjudication = \$3.99
79% Auto adjudication is the industry standard per AHIP (2013)



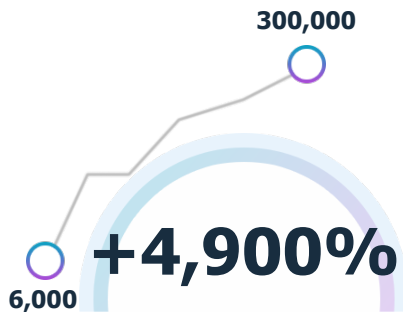
Specialty Network

NEW YORK, USA

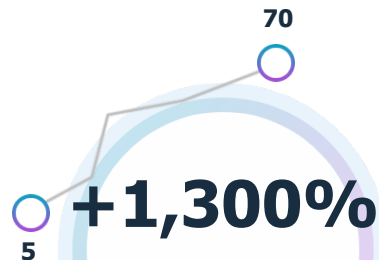
GROWTH BY LIVES



GROWTH BY CLAIMS



GROWTH BY USERS



INITIAL RATES AND COSTS

100%

MANUAL
ADJUDICATION

\$23,940

TOTAL CLAIM
ADJUDICATION COST

0%

AUTO ADJUDICATION

\$3.99

AVERAGE COST PER
CLAIM



CURRENT RATES AND COSTS

25%

MANUAL
ADJUDICATION

\$522,000

TOTAL CLAIM
ADJUDICATION COST

75%

AUTO ADJUDICATION

\$1.74

AVERAGE COST PER
CLAIM

TOTAL SAVINGS



\$2.25

PER CLAIM SAVINGS



56%

PER CLAIM COST
DECREASE



\$675K

TOTAL ANNUAL
SAVINGS

Veterans Health Administration

📍 WASHINGTON DC, USA

CLIENT

A large managed care organization (MCO) that administers healthcare for approximately 4.5 million lives for its Department of Veteran's Affairs (VA) programs.

PLEXIS empowers this MCO to process 30,000 claims/day for an annual savings of over 1 million dollars.

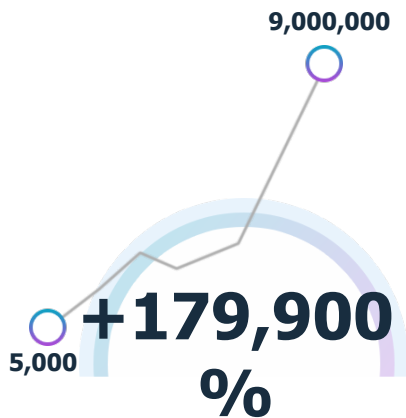
**Cost per claim source: AHIP Survey, available from <http://www.ihqre.org/tag/claims-cost>
Cost/claim for auto-adjudication = \$0.99 | Cost/claim for manual adjudication = \$3.99
79% Auto adjudication is the industry standard per AHIP (2013)



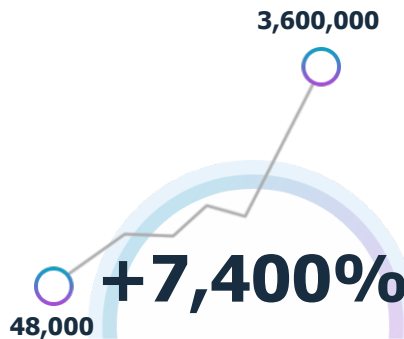
Veterans Health Administration

📍 WASHINGTON DC, USA

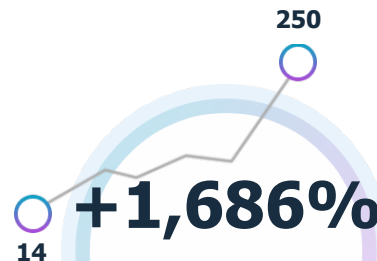
GROWTH BY LIVES



GROWTH BY CLAIMS



GROWTH BY USERS



INITIAL RATES AND COSTS

30%
MANUAL
ADJUDICATION

\$90,720
TOTAL CLAIM
ADJUDICATION COST

70%
AUTO ADJUDICATION

\$1.89
AVERAGE COST PER
CLAIM



CURRENT RATES AND COSTS

20%
MANUAL
ADJUDICATION

\$5,724,000
TOTAL CLAIM
ADJUDICATION COST

80%
AUTO ADJUDICATION

\$1.59
AVERAGE COST PER
CLAIM

TOTAL SAVINGS



\$0.35
PER CLAIM SAVINGS



16%
PER CLAIM COST
DECREASE



\$1.08
TOTAL ANNUAL
SAVINGS

Third Party Administrator

📍 SOUTHEAST, USA

CLIENT

A third party administrator (TPA) and managed care organization (MCO) specializing in eye care and serving commercial, Medicare, and Medicaid plans.

PLEXIS empowers this MCO with auto-adjudication, capitation, and claims processing for annual cost savings of over 1 million dollars.

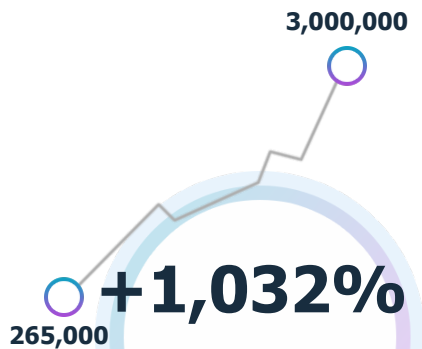
**Cost per claim source: AHIP Survey, available from <http://www.ihqre.org/tag/claims-cost>
Cost/claim for auto-adjudication = \$0.99 | Cost/claim for manual adjudication = \$3.99
79% Auto adjudication is the industry standard per AHIP (2013)



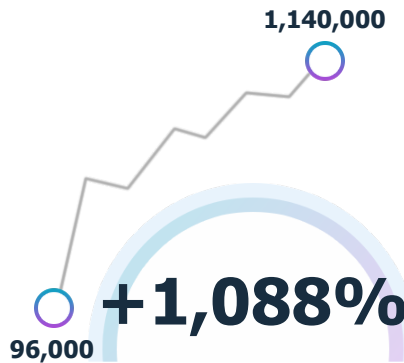
Third Party Administrator

📍 SOUTHEAST, USA

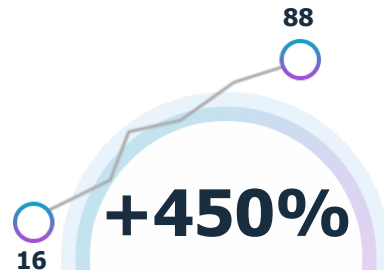
GROWTH BY LIVES



GROWTH BY CLAIMS



GROWTH BY USERS



INITIAL RATES AND COSTS

55%

MANUAL
ADJUDICATION

\$253,440

TOTAL CLAIM
ADJUDICATION COST

45%

AUTO ADJUDICATION

\$2.64

AVERAGE COST PER
CLAIM



CURRENT RATES AND COSTS

25%

MANUAL
ADJUDICATION

\$1,983,600

TOTAL CLAIM
ADJUDICATION COST

75%

AUTO ADJUDICATION

\$1.74

AVERAGE COST PER
CLAIM

TOTAL SAVINGS



\$0.90

PER CLAIM SAVINGS



34%

PER CLAIM COST
DECREASE



\$1.02M

TOTAL ANNUAL
SAVINGS

Multi-line Insurer

📍 SOUTHEAST, USA

CLIENT

An award-winning US-based insurer offering an extensive portfolio of consumer-driven insurance solutions -- including individual dental, vision, life, and health insurance.

PLEXIS empowers this insurer with the competitive technology stack for dental, vision, and health insurance to net over 1 million in annual savings and enable a recent strategic acquisition.

**Cost per claim source: AHIP Survey, available from <http://www.ihqre.org/tag/claims-cost>

Cost/claim for auto-adjudication = \$0.99 | Cost/claim for manual adjudication = \$3.99


79% Auto adjudication is the industry standard per AHIP (2013)



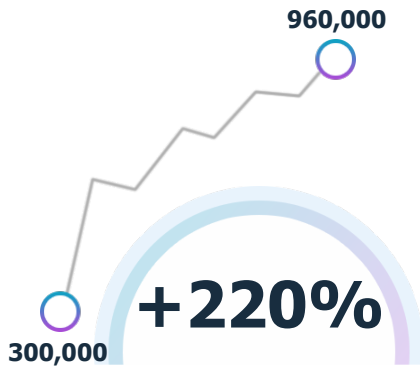
Multi-line Insurer

📍 SOUTHEAST, USA

GROWTH BY LIVES



GROWTH BY CLAIMS



GROWTH BY USERS



INITIAL RATES AND COSTS

50%

MANUAL
ADJUDICATION

\$747,000

TOTAL CLAIM
ADJUDICATION COST

50%

AUTO ADJUDICATION

\$2.49

AVERAGE COST PER
CLAIM



CURRENT RATES AND COSTS

15%

MANUAL
ADJUDICATION

\$1,382,400

TOTAL CLAIM
ADJUDICATION COST

85%

AUTO ADJUDICATION

\$1.44

AVERAGE COST PER
CLAIM

TOTAL SAVINGS



\$1.05

PER CLAIM SAVINGS



42%

PER CLAIM COST
DECREASE



\$1.08M

TOTAL ANNUAL
SAVINGS

Multi-line Insurer

📍 CARIBBEAN

CLIENT

A Caribbean multi-line insurer with a distinguished 40+ year history serving the Caribbean and its global offices.

PLEXIS empowers this insurer with premium billing, automated claims processing, accounting integration, and sophisticated alerts.

This investment in automation nets a cost reduction of 64% per-claim.

**Cost per claim source: AHIP Survey, available from <http://www.ihqre.org/tag/claims-cost>

Cost/claim for auto-adjudication = \$0.99 | Cost/claim for manual adjudication = \$3.99

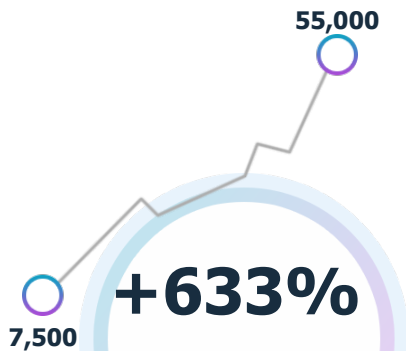
79% Auto adjudication is the industry standard per AHIP (2013)



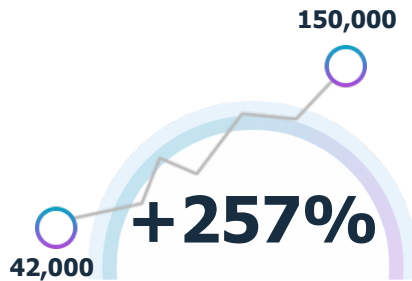
Multi-line Insurer

📍 CARIBBEAN

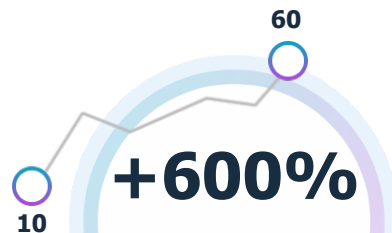
GROWTH BY LIVES



GROWTH BY CLAIMS



GROWTH BY USERS



INITIAL RATES AND COSTS

100%

MANUAL
ADJUDICATION

\$167,580

TOTAL CLAIM
ADJUDICATION COST

0%

AUTO ADJUDICATION

\$3.99

AVERAGE COST PER
CLAIM



CURRENT RATES AND COSTS

15%

MANUAL
ADJUDICATION

\$216,000

TOTAL CLAIM
ADJUDICATION COST

85%

AUTO ADJUDICATION

\$1.44

AVERAGE COST PER
CLAIM

TOTAL SAVINGS



\$2.55

PER CLAIM SAVINGS



64%

PER CLAIM COST
DECREASE



\$382K

TOTAL ANNUAL
SAVINGS