



# Power BI Audit, Consumption & Insights

A complete Power BI Service Monitoring tool



# Power BI - Components



Licenses

Workspaces

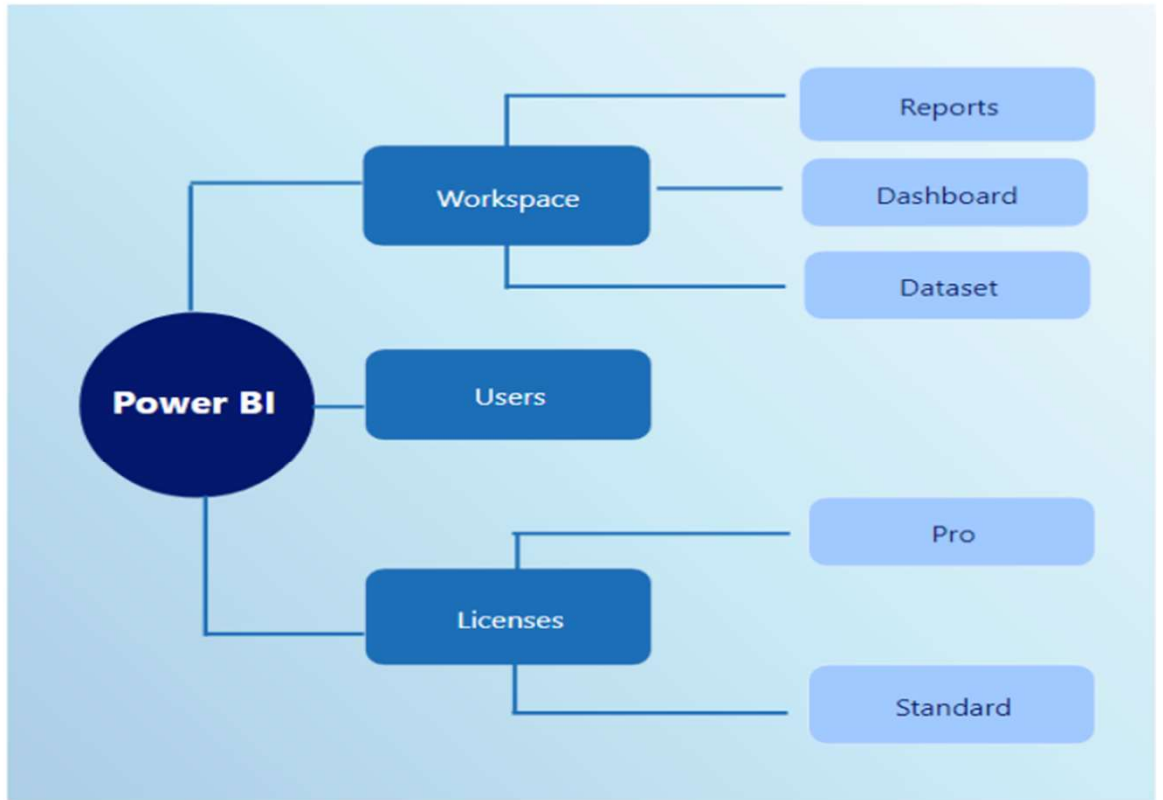

Reports


Dashboards

Datasets

Activities

RefreshHist

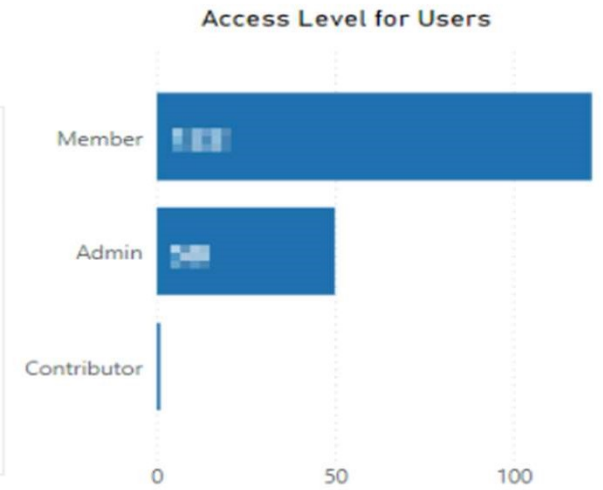




Pro  
 Standard

Opportunity to Save \$█ by assigning unused █ to Users who are using other Reporting tools

Email Address	License Type	#Admin	#Member
...	...	...	...
...	...	...	...
...	...	...	...
...	...	...	...
...	...	...	...
...	...	...	...
...	...	...	...
...	...	...	...
...	...	...	...
...	...	...	...
...	...	...	...
...	...	...	...
...	...	...	...
...	...	...	...
...	...	...	...
...	...	...	...
...	...	...	...
...	...	...	...
...	...	...	...
...	...	...	...
...	...	...	...
...	...	...	...
...	...	...	...
...	...	...	...
...	...	...	...
...	...	...	...
...	...	...	...





# Power BI - Reports



Licenses

Workspaces

Reports

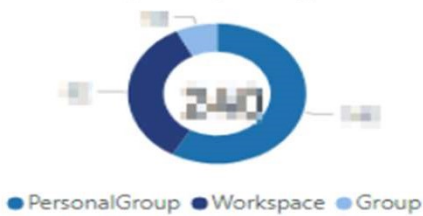
Dashboards

Datasets

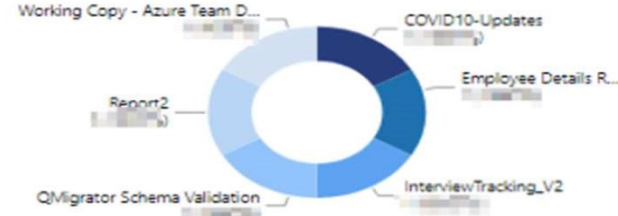
Activities

RefreshHist

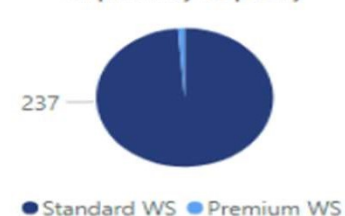
### Reports by WS Type




### Bottom 5 Active Reports



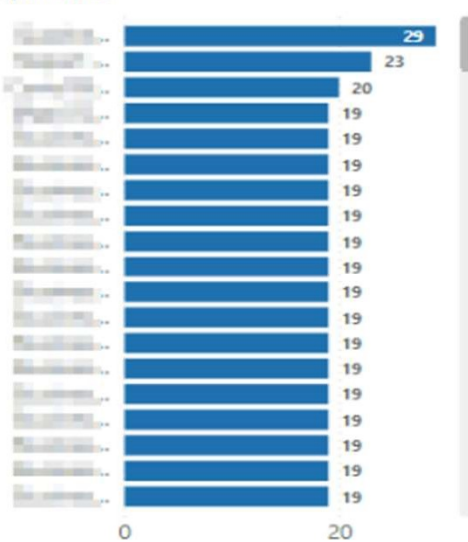
### Reports by Capacity



### Reports State



### Report Items



### Report Activities over the period



Name	Workspace Name	#DataSets	#DataSources	#Dashboards
Report 1	Workspace 1	1	1	1
Report 2	Workspace 2	1	1	1
Report 3	Workspace 3	1	1	1
Report 4	Workspace 4	1	1	1
Report 5	Workspace 5	1	1	1
Report 6	Workspace 6	1	1	1
Report 7	Workspace 7	1	1	1
Report 8	Workspace 8	1	1	1
Report 9	Workspace 9	1	1	1
Report 10	Workspace 10	1	1	1



# Power BI - Workspaces



Licenses

Workspaces

Reports

Dashboards

Datasets

Activities

RefreshHist

Workspace Type

Capacity Type

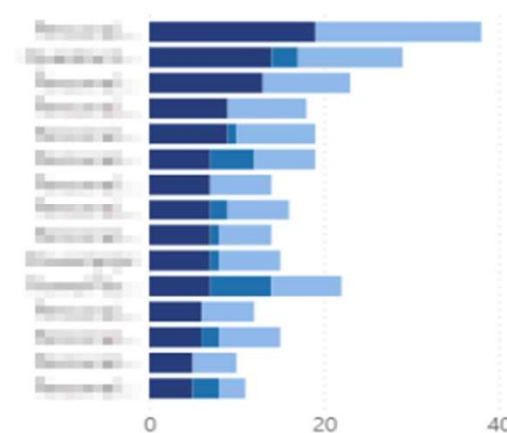
Orphaned WS

State

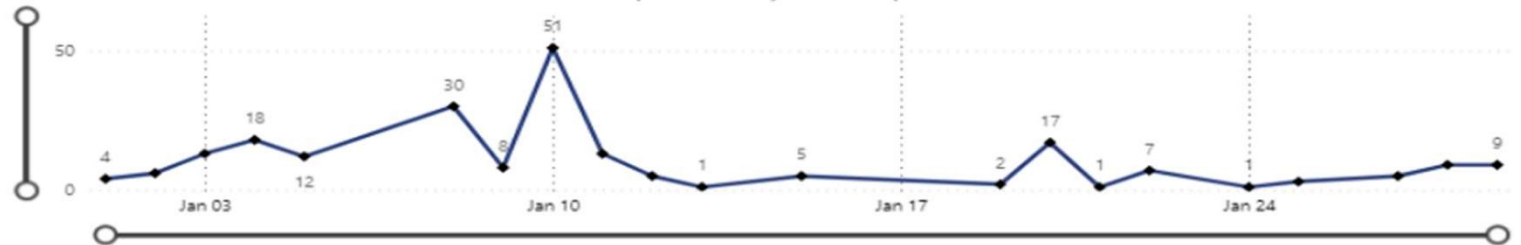
Group	PersonalGroup	Workspace	Classic	Modern	Premium WS	(Blank)	Pro	False	True	Active	Deleted	Removing
-------	---------------	-----------	---------	--------	------------	---------	-----	-------	------	--------	---------	----------

Workspace Items

• Datasets • Dashboard • Report



Worspace Activity over the period

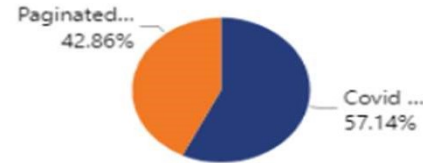


Workspace Count by Type



Type • PersonalGroup • Workspace • Group

Premium WS Utilization



Name • Covid Reports • Paginated R...

Top 5 Utilized WorkSpaces

Name	WSActivity
WS1	50
WS2	45
WS3	40
WS4	35
WS5	30

Least Utilized WorkSpaces

Name	WSActivity
WS6	1
WS7	2
WS8	3
WS9	4
WS10	5

Workspace Name	Type	#Total Users	#Admins	#Pro Users
Customer Service Hub	Group	100	10	10
Customer Internal Team Meeting	Group	75	10	10
Customer Team	Group	50	10	10
Customer Management Tools	Group	40	10	10
HR Operations	Group	30	10	10
Legal Team	Group	20	10	10
Marketing	Group	15	10	10