

Do you know how much cash
you freeze in your stock?

Profittools

Profittools

Modern technologies for effective business management



Grow Sales



Free Cash



Reduce Workload

Do your customers always find the product in place when they come to buy it?

Companies lose up to 15% of their sales due to product shortages. Actually, every lost sale means much more than that sale you lose. [Check here why...](#)





Having a hard time stabilizing
your cash flow?

Companies freeze up to 30% of their working
capital in unnecessary stock. Just look around in
your warehouse, and you'll probably find
products you do not need.

Working overtime and still get poor stock performance?

Inventory managers spend 80% of their work time analyzing past data. With more than 20 parameters to check and thousands of SKU's to handle, something always gets lost.



Manage your inventory with **Profittools**

and grow your sales with lower stock



Cash friendly

Professional subscription-based application on the cloud.

No prepayment, no long-term obligations, unlimited number of users, first-month money back guarantee.

[Get friendly pricing here...](#)



Smart

Multiple behavioral modeling algorithms for highest stock performance.

Powered by authentic Floating Buffers algorithm, TOC Dynamic Buffers, and Min-Max replenishment methods.

[More about algorithms...](#)



Productive

Full automatic calibration and tons of information in a single dashboard.


Information defines the quality of your decisions. Get everything you need just one click away.

[Check yourself here...](#)

Measure your performance

"If you can't measure it, you can't improve it." - Peter Drucker

Inventory diagnostics report evaluates company's potential to increase sales and reduce inventory based on actual data. It is useful even if inventory management solution is already in use, as it shows possible spots for improvement.



No compromise for efficiency

5 mathematical methods to deliver outstanding stock performance

Floating buffers

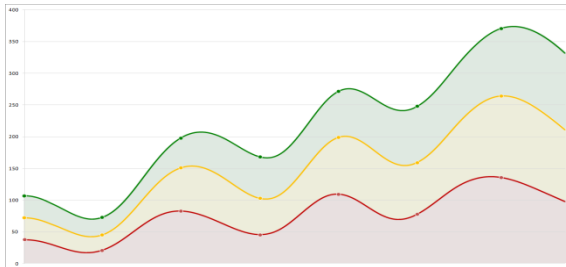
Authentic and highly effective Profittools Floating Buffers algorithm, based on behavioral modeling technique, offers multiple capabilities to effectively adjust stock behavior to individual sales patterns.

Dynamic buffers

A fully adjustable Dynamic Buffers algorithm based on E.M.Goldratts Theory of Constraints for individual sales patterns with limited sales history and restricted stock behavior.

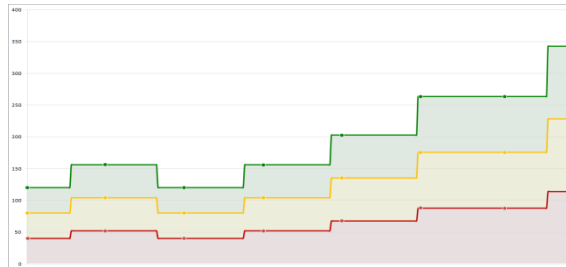
Static Max

Self-adjusting static replenishment threshold.



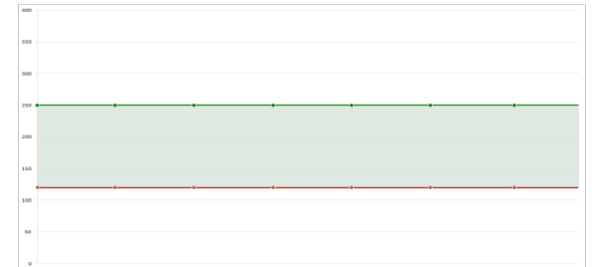
Dynamic Max

Self-adjusting dynamic replenishment threshold with reaction to daily sales changes.



Cycle Max

Self-adjusting replenishment threshold based on maximal output during full supply cycle.



Exceptional features

for exclusive convenience and maximal productivity

Modeling

Simulate and compare stock performance using different algorithms and parameter sets based on transactional data of any chosen item.

Auto-Calibration

Application automatically looks for the most suitable stock behavior for every individual item and readjusts itself appropriately to maintain most effective inventory in changing trade conditions.

Order Management

Orders are prepared automatically based on demand calculated. Order status tracking to evaluate vendor performance and their supply quality.

Package Size Management

Automatic or manual rounding to selected packaging size or ordering multiplier.

Replacement Handling

Demand forecasting for product replacements, including transactional grouping in conjunction with historical sales patterns.

Peak Management

Automatic or manual handling of atypical sales occurrences to prevent from unnecessary impact for demand evaluation.

Seasonal Trade Management

Adjustment to seasonal sales changes.

Order Size Monitoring

Indicators for minimal/maximal ordering quantities based on value, weight or volume. Vendor budget monitoring.

Daily Statistics

All daily transactions of every single item just one click away, including quantities, document numbers, vendors, clients and more.

Versatile Indicators

Multiple statistical indicators in charts and tables for quick and easy decision making.

Adjustable information

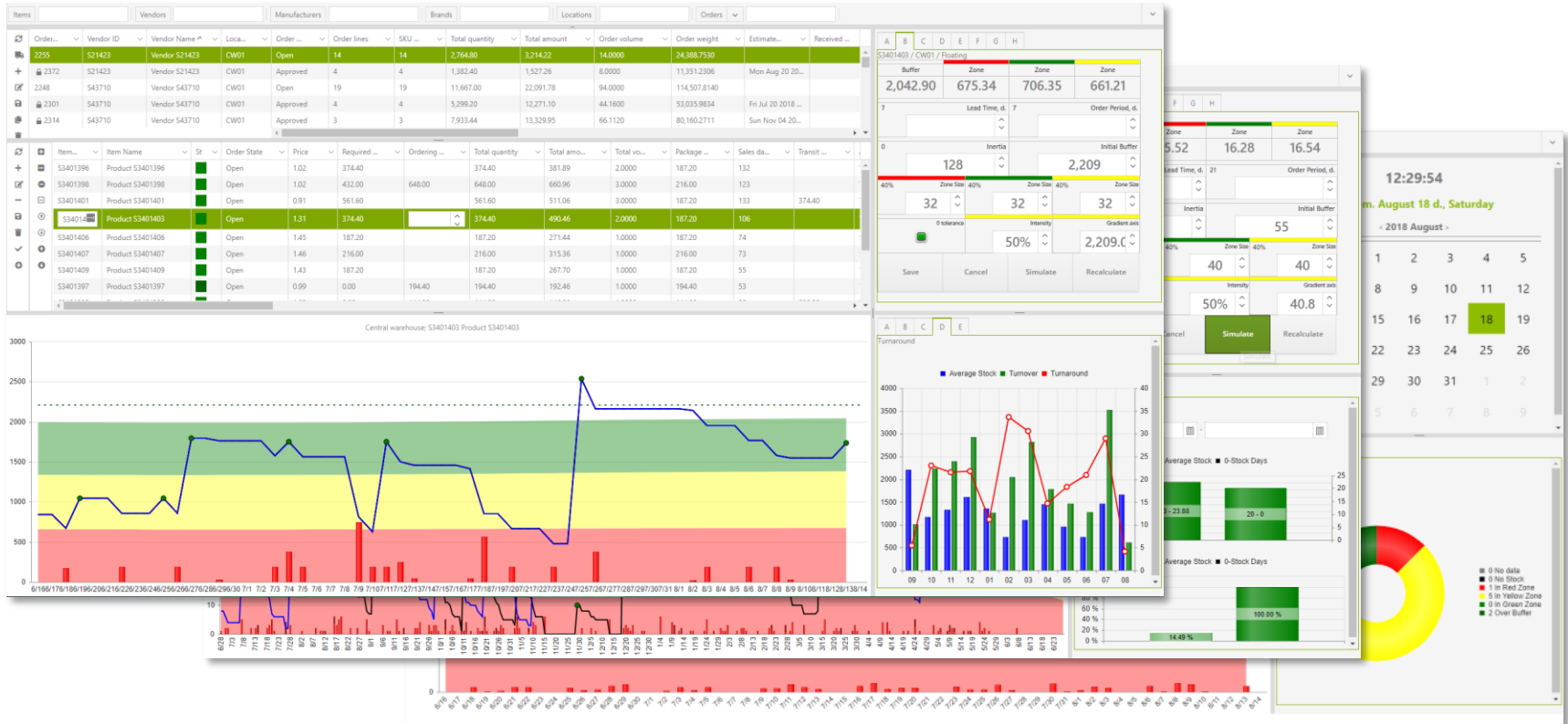
Sorting/filtering of any data. Adjustable data forms for individual convenience.

Export to Excel

Export of any data to Excel just one click away.

Productive dashboard

get everything you need in a single work-screen



Cost effective

subscription based pricing



1st month money back guarantee



Pay for actual use only



Unlimited # of users

[Get friendly pricing here](#)

visit us @

Profittools

Modern technologies
for effective business management

+370 667 77790

info@profittools.eu

www.profittools.eu